


VESTA

Occupancy & Daylight Harvesting Sensor



(Shown in Vesta 1 Pendant)

Vesta Occupancy & Daylight Harvesting Sensor – The Vesta Sensor is an easy way to add **occupancy sensing** and/or **daylight harvesting** to your Vesta. Multiple connectivity options and customizable parameters make for convenient energy saving. Vesta Sensor is all about personalized and direct control over your light fixtures, allowing you to set, change and interact with sensing parameters through the Field apps. Using Near Field Communication (NFC) and Infrared (IR), interfacing with the sensors is easy and will give you access to all basic and advanced features straight from your smartphone. Vesta Sensor can also be controlled manually with compatible wireless switches.

Vesta Sensor Features and Product Data


- Compatible with all Vesta models
- Occupancy sensing, daylight harvesting and task tuning in one device
- Scene setting and occupancy sharing
- Control using NFC or IR via Field Android apps
- Passive infrared occupancy sensing type
- Auto on/off, Manual on/off, Manual on/Auto off Occupancy mode
- Background and task level group lighting behaviour
- Zigbee and IEEE 802.15.4 wireless protocol
- Max 33ft line-of-sight distance switch to fixture
- Max 40ft line-of-sight distance fixture to fixture
- 1 sensor per 16 feet direct or
1 sensor per 8 feet direct/indirect

Also compatible with all:

Surface mount

Recessed

T-Grid



Occupancy & Daylight Harvesting Sensor

Field Apps: NFC and IR

EasySense NFC

The Field NFC App allows parameter configuration only when the sensor is physically accessible with a smartphone.

EasySense IR

The Field IR App allows parameter configuration and grouping to a wireless switch. Configuration can be done at distance using a smartphone with a built-in IR blaster.

Field App Configurable Parameters

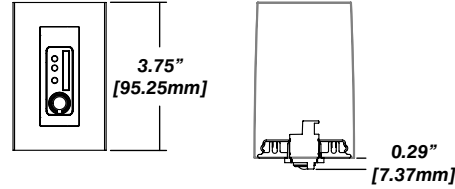
	Range	Factory Default
Occupancy Detection	Enable/Disable	Auto-on Enabled
Daylight Based Control	Enable/Disable	Auto-on Enabled
LED Indicator	Enable/Disable	Enabled
Occupancy Mode	Auto-on/off, Manual-on/off, Manual-on/ Auto-off	Auto-on/off
Group Occupancy Sharing	Enable/Disable	Enabled
Group Lighting Behaviour	Background Level, Task Level	Background Level
Field Task Tuning	5 - 100%	100%
Eco-on Level	5 - 100%	100%
Background Light Level	0 - 100%	20%
Hold Time	0.5 - 60 minutes	15 minutes
Prolong Time	Unlimited	15 minutes
Grace Fading	0 - 25 seconds	10 seconds
Fade to Switch-On	0 - 0.7 seconds	0.7 seconds
Fade to Switch-Off	0 - 0.7 seconds	0.7 seconds

Daylight Harvesting

- When the fixture is provided with power, the sensor will auto-calibrate by reading the light level at full intensity which is stored at 100% value.
- The Daylight sensor reads ambient light as a percentage based of the auto-calibration at start-up. The sensor then takes the 100% value and subtracts this ambient light intensity percentage and auto dims the fixture according to these readings.
- You can set a maximum level the fixture will perform (field task level)
- You can set a minimum level the fixture will perform (background level)
- Sensor will operate between your field task level and background level

Dimensions

- Sensor insert adds 3.75" to Vesta fixture length
- Vesta T-Grid fixtures maintain specified length



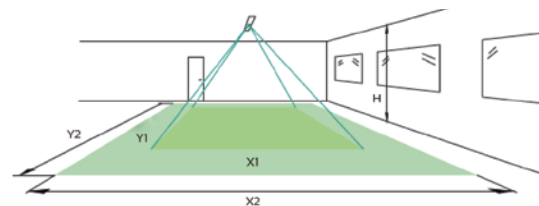
Compatible Wireless Switches

(not supplied by SENSO)

Manufacturer	Model	Style
Illumra	ZBT-S1AWH	Single Rocker Self Powered
	ZBT-S2AWH	Dual Rocker Self Powered
	MZ-SW1	Single Rocker Self Powered
	MZ-SW2	Dual Rocker Self Powered
Magnum Energy Solutions	MZ-ASW1	Single Rocker Self Powered
	MZ-ASW2	Dual Rocker Self Powered
	MZ-ESRP	Single Rocker Self Powered
	MZ-EDRP	Dual Rocker Self Powered

Up to 40 sensors can be connected to 1 switch

Sensor Detection Area



The daylight sensor has a 40° field of view

The movement sensor detection area can be roughly divided into two parts:

- Minor movement (person moving $\leq 3.0/s$ or $0.9m/s$)
- Major movement (person moving $\geq 3.0/s$ or $0.9m/s$)

Height H	Minor Movement		Major Movement	
	Y1	X1	Y2	X2
8'/2.4m	10'/2.9m	9'/2.7m	15'/4.5m	9'/2.9m
10'/3m	12'/3.6m	11'/3.4m	18'/5.4m	12'/3.6m