

SOLO 8 TUNABLE WHITE 48V DC TRACK

25° MEDIUM BEAM

TUNABLE WHITE

OVERVIEW

Solo 8 Tunable White 48V DC Track is a Constant Voltage LED spotlight with the option of 2 CCT tuning ranges (1800-3000K / 2700-5000K) and comes as standard in white, black and brushed aluminium along with three premium brass finishes. It has three site-changeable optics for flexible beam distribution and 360° lockable pan and 90° constant torque tilt. The medium beam in our 7.30W 400lm module has a peak intensity of 1475cd. This product mounts to the 48V DC Stucchi Multisystem Evo Track and requires an external 48V Constant Voltage LED power supply to the track.



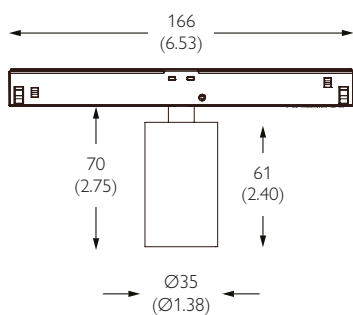
- UK PART L**
- Part L1A / L1B (Dwellings) ●
 - Part L2A (General)
 - Part L2A (Display) ●



PERFORMANCE

FWHM	25°	Category	IP20
Luminous Flux	356 lm	Material	Machined AL 6063-T6 Machined Brass
Peak Intensity	1475 cd	Finishes	Brushed Aluminium Black RAL9005 White RAL9016 Rubbed Bronze* Polished Brass* Brushed Brass*
CCT	1800-3000K 2700-5000K	Weight	102g 0.22lb
CRI Min.	94 TYP	Mounting	48V Track Recessed Trimless Recessed Surface Suspended
Drive Current	152 mA	Movement	Pan 360° Tilt 90°
Nom. Voltage	48 V	Lockable	Pan
Max. Wattage	7.30 W	Accessories	N/A Louver Lenses 25mm (1")
Dimming	DALI DT6 DALI DT8	TM65 TM66	8.77kgCO2e 2.4
Driver Type	Constant Voltage Remote AC to 48VDC	Lifetime	L90B10 50,000hrs 5 year warranty
Class	SELV Class III		

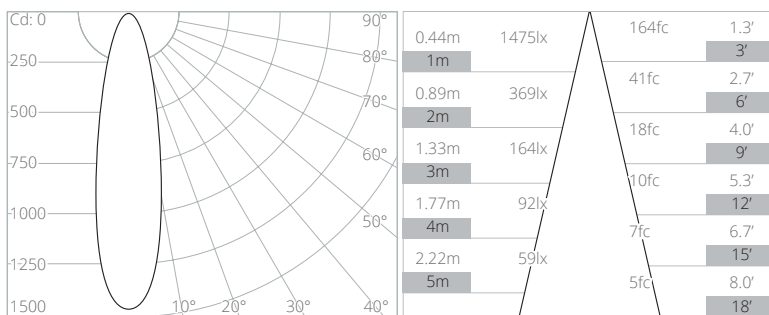
DIMENSIONS



mm (inches)

PHOTOMETRY

CCT	Multiplier
1800K	x0.57
2400K	x0.77
3000K	x1.00
4000K	x1.05
5000K	x1.06



Data at 3000K

ORDER CODE

Model	Track Finish	Luminaire Finish	CCT	Beam Angle	Dimming Control
1112T	-	-	-	-	-
	T White RAL 9016	T White RAL 9016	T01 1800K-3000K 94CRI	ME Medium 25°	D DALI DT6
	B Black RAL 9005	B Black RAL 9005	T02 2700K-5000K 94CRI	WD Wide 33°	E DALI DT8
		A Brushed Aluminium		VW Very Wide 48°	
		R Rubbed Bronze*			
		P Polished Brass*			
		S Brushed Brass*			

Example Code: 1112T-TT-T02ME-D

*Premium & custom finishes are built to order, subject to an extended lead time & MOQ
See Drivers, Power Supplies and Accessories sections for further order codes

SOLO 8 TUNABLE WHITE 48V DC TRACK

33° WIDE BEAM

TUNABLE WHITE

OVERVIEW

Solo 8 Tunable White 48V DC Track is a Constant Voltage LED spotlight with the option of 2 CCT tuning ranges (1800-3000K / 2700-5000K) and comes as standard in white, black and brushed aluminium along with three premium brass finishes. It has three site-changeable optics for flexible beam distribution and 360° lockable pan and 90° constant torque tilt. The wide beam in our 7.30W 400lm module has a peak intensity of 1045cd. This product mounts to the 48V DC Stucchi Multisystem Evo Track and requires an external 48V Constant Voltage LED power supply to the track.



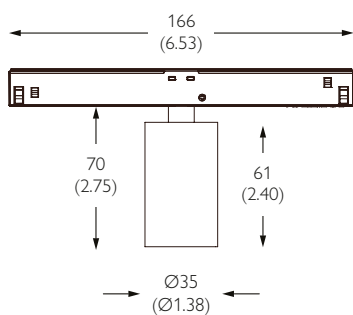
- UK PART L**
- Part L1A / L1B (Dwellings) ●
 - Part L2A (General)
 - Part L2A (Display) ●



PERFORMANCE

FWHM	33°	Category	IP20
Luminous Flux	366 lm	Material	Machined AL 6063-T6 Machined Brass
Peak Intensity	1045 cd	Finishes	Brushed Aluminium Black RAL9005 White RAL9016 Rubbed Bronze* Polished Brass* Brushed Brass*
CCT	1800-3000K 2700-5000K	Weight	102g 0.22lb
CRI Min.	94 TYP	Mounting	48V Track Recessed Trimless Recessed Surface Suspended
Drive Current	152 mA	Movement	Pan 360° Tilt 90°
Nom. Voltage	48 V	Lockable	Pan
Max. Wattage	7.30 W	Accessories	N/A Louver Lenses 25mm (1")
Dimming	DALI DT6 DALI DT8	TM65 TM66	8.77kgCO2e 2.4
Driver Type	Constant Voltage Remote AC to 48VDC	Lifetime	L90B10 50,000hrs 5 year warranty
Class	SELV Class III		

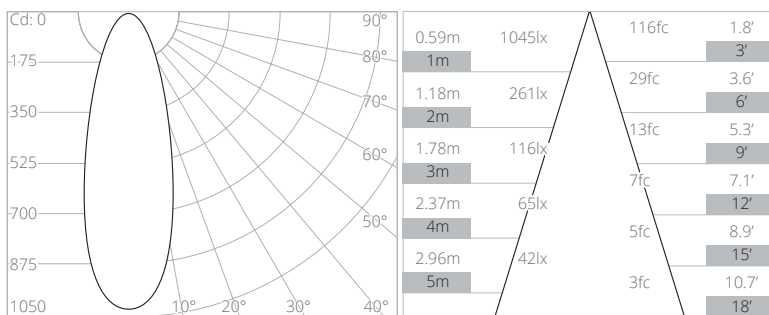
DIMENSIONS



mm (inches)

PHOTOMETRY

CCT	Multiplier
1800K	x0.57
2400K	x0.77
3000K	x1.00
4000K	x1.05
5000K	x1.06



Data at 3000K

ORDER CODE

Model	Track Finish	Luminaire Finish	CCT	Beam Angle	Dimming Control
1112T	-	-	-	-	-
	T White RAL 9016	T White RAL 9016	T01 1800K-3000K 94CRI	ME Medium 25°	D DALI DT6
	B Black RAL 9005	B Black RAL 9005	T02 2700K-5000K 94CRI	WD Wide 33°	E DALI DT8
		A Brushed Aluminium		VW Very Wide 48°	
		R Rubbed Bronze*			
		P Polished Brass*			
		S Brushed Brass*			

Example Code: 1112T-TT-T02WD-D

*Premium & custom finishes are built to order, subject to an extended lead time & MOQ
See Drivers, Power Supplies and Accessories sections for further order codes

SOLO 8 TUNABLE WHITE 48V DC TRACK

48° VERY WIDE BEAM

TUNABLE WHITE

OVERVIEW

Solo 8 Tunable White 48V DC Track is a Constant Voltage LED spotlight with the option of 2 CCT tuning ranges (1800-3000K / 2700-5000K) and comes as standard in white, black and brushed aluminium along with three premium brass finishes. It has three site-changeable optics for flexible beam distribution and 360° lockable pan and 90° constant torque tilt. The very wide beam in our 7.30W 400lm module has a peak intensity of 645cd. This product mounts to the 48V DC Stucchi Multisystem Evo Track and requires an external 48V Constant Voltage LED power supply to the track.



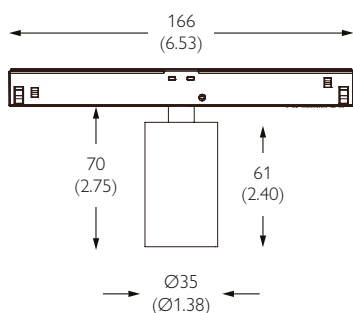
- UK PART L**
- Part L1A / L1B (Dwellings) ●
 - Part L2A (General)
 - Part L2A (Display) ●



PERFORMANCE

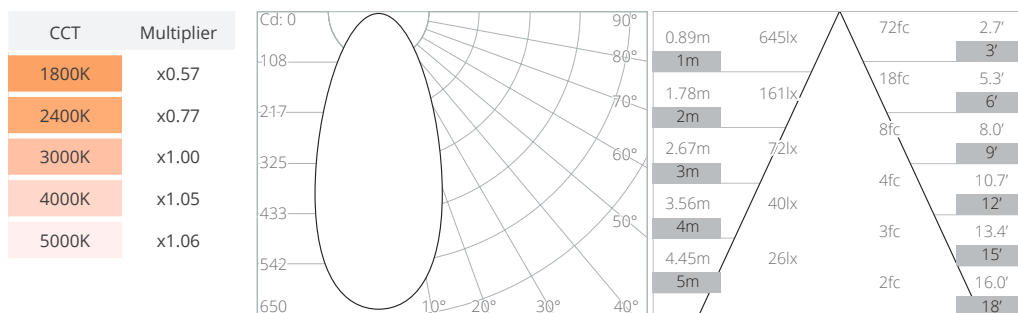
FWHM	48°	Category	IP20
Luminous Flux	384 lm	Material	Machined AL 6063-T6 Machined Brass
Peak Intensity	645 cd	Finishes	Brushed Aluminium Black RAL9005 White RAL9016 Rubbed Bronze* Polished Brass* Brushed Brass*
CCT	1800-3000K 2700-5000K	Weight	102g 0.22lb
CRI Min.	94 TYP	Mounting	48V Track Recessed Trimless Recessed Surface Suspended
Drive Current	152 mA	Movement	Pan 360° Tilt 90°
Nom. Voltage	48 V	Lockable	Pan
Max. Wattage	7.30 W	Accessories	N/A Louver Lenses 25mm (1")
Dimming	DALI DT6 DALI DT8	TM65 TM66	8.77kgCO2e 2.4
Driver Type	Constant Voltage Remote AC to 48VDC	Lifetime	L90B10 50,000hrs 5 year warranty
Class	SELV Class III		

DIMENSIONS



mm (inches)

PHOTOMETRY



Data at 3000K

ORDER CODE

Model	Track Finish	Luminaire Finish	CCT	Beam Angle	Dimming Control
1112T	-	-	-	-	-
	T White RAL 9016	T White RAL 9016	T01 1800K-3000K 94CRI	ME Medium 25°	D DALI DT6
	B Black RAL 9005	B Black RAL 9005	T02 2700K-5000K 94CRI	WD Wide 33°	E DALI DT8
	A Brushed Aluminium	A Brushed Aluminium		VW Very Wide 48°	
	R Rubbed Bronze*	R Rubbed Bronze*			
	P Polished Brass*	P Polished Brass*			
	S Brushed Brass*	S Brushed Brass*			

Example Code: 1112T-TT-T02VW-D

*Premium & custom finishes are built to order, subject to an extended lead time & MOQ
See Drivers, Power Supplies and Accessories sections for further order codes

SOLO 8 TUNABLE WHITE 48V DC TRACK

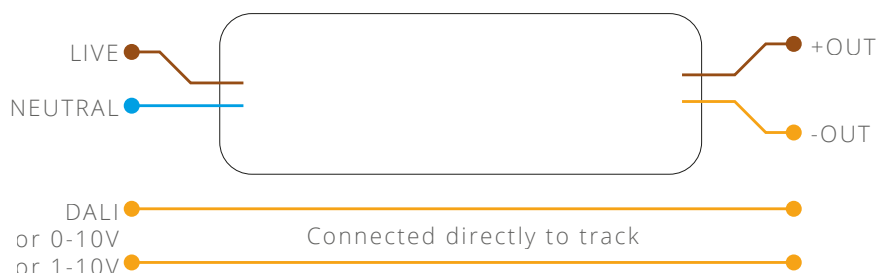
DRIVER COMPATIBILITY

TUNABLE WHITE

DRIVERS

60W | DIMMING DIRECT TO TRACK

NO. OF LIGHTS PER DRIVER 1 to 7
MIN DIM LEVEL N/A Dimming direct to track
VOLTAGE REGION 230V
FOR NORTH AMERICA No
WATTAGE 60W
OUTPUT VOLTAGE 48V
SUPPLY TYPE Constant Voltage
DRIVER LOCATION Remote




ORDER CODE PSCV-60-48-N1-MW

LENGTH 162mm (6.38") **WIDTH** 42mm (1.65") **HEIGHT** 32mm (1.23")



100W | DIMMING DIRECT TO TRACK

NO. OF LIGHTS PER DRIVER 1 to 12
MIN DIM LEVEL N/A Dimming direct to track
VOLTAGE REGION 230V
FOR NORTH AMERICA No
WATTAGE 100W
OUTPUT VOLTAGE 48V
SUPPLY TYPE Constant Voltage
DRIVER LOCATION Remote



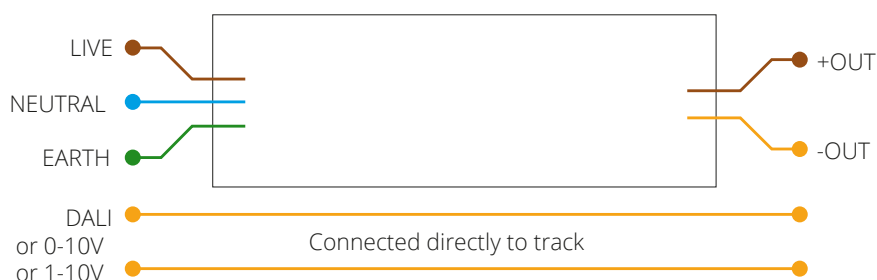
ORDER CODE PSCV-100-48-N1-MW

LENGTH 190mm (7.48") **WIDTH** 52mm (2.04") **HEIGHT** 37mm (1.46")



96W | DIMMING DIRECT TO TRACK

NO. OF LIGHTS PER DRIVER 1 to 11
MIN DIM LEVEL N/A Dimming direct to track
VOLTAGE REGION 120V & 277V
FOR NORTH AMERICA Yes
WATTAGE 96W
OUTPUT VOLTAGE 48V
SUPPLY TYPE Constant Voltage
DRIVER LOCATION Remote






ORDER CODE USCV-96-48-N1-SC-EN

LENGTH 220mm (8.66") **WIDTH** 95mm (3.74") **HEIGHT** 40mm (1.57")








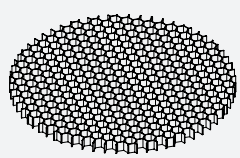
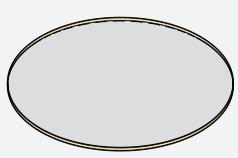
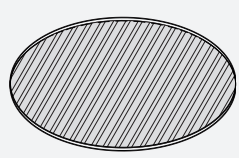
OPTICS & ACCESSORIES



Optics can be changed in the field by simply unscrewing the optic cap, avoid touching the exposed LED when changing optic. Optics can be identified by molded ID no on the underside.

Optics		
		
Medium TIR Optic Molded ID 18 FWHM 25° Order Code HKRG-25-18-PC	Wide TIR Optic Molded ID 24 FWHM 33° Order Code HKRG-25-24-PC	Very Wide TIR Optic Molded ID 36 FWHM 48° Order Code HKRG-25-36-PC

Solo 8 has an integral single accessory clip, this can accommodate 1 accessory with a maximum thickness of 3.2mm (0.126").

Linear	1/4 CTO	Softening	Honeycomb
			
			
<p>Accessory Clip</p> <p><i>Included with luminaire</i></p>			

Glare Control	Beam Shaping	
		
Honeycomb Louvre Ø25x3.2mm Ø0.99x0.126"	Softening Lens Ø25x1.5mm Ø0.99x0.059"	Linear Lens Ø25x1.5mm Ø0.99x0.059"
Order Code 995-25-BK	Order Code HKFD-25-SMO-1	Order Code HKFD-25-LIN-1

Colour Modifiers	
	
1/4 CTO Filter Ø25x1.8mm Ø0.99x0.071"	Custom Colour Filter Ø25x1.8mm Ø0.99x0.071"
Order Code 997-1/4CTO-25	Order Code Contact Sales Rep