

# SOLO 16 TUNABLE WHITE 48V DC TRACK

17° NARROW BEAM

TUNABLE WHITE

## OVERVIEW

Solo 16 Tunable White 48V DC Track is a Constant Voltage LED spotlight with the option of 2 CCT tuning ranges (1800-3000K / 2700-5000K) and comes as standard in white, black and brushed aluminium along with three premium brass finishes. It has four site-changeable optics for flexible beam distribution and 360° lockable pan and 90° constant torque tilt. The narrow beam in our 13.87W 1050lm module has a peak intensity of 7560cd. An accessory holder is available separately that can accommodate 55mm (2.16") lenses and louvers. This product mounts to the 48V DC Stucchi Multisystem Evo Track and requires an external 48V Constant Voltage LED power supply to the track.



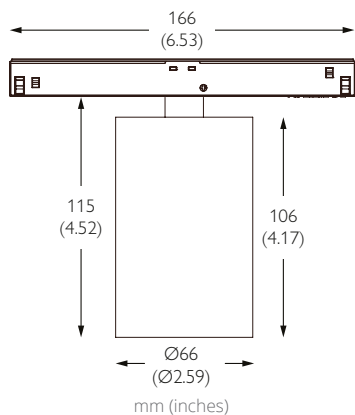
- UK PART L**
- Part L1A / L1B (Dwellings) ●
  - Part L2A (General)
  - Part L2A (Display) ●



## PERFORMANCE

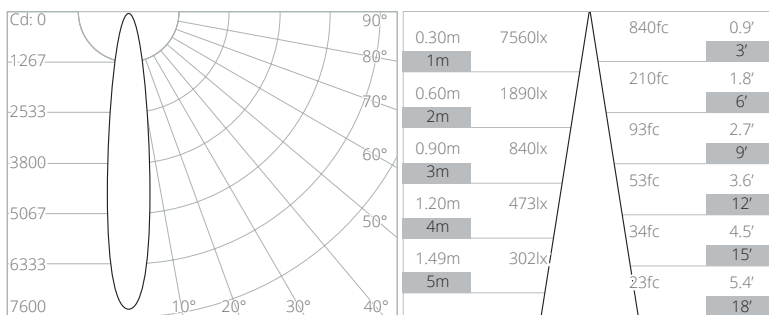
FWHM	17°	Category	IP20
Luminous Flux	921 lm	Material	Machined AL 6063-T6   Machined Brass
Peak Intensity	7560 cd	Finishes	Brushed Aluminium   Black RAL9005   White RAL9016   Rubbed Bronze*   Polished Brass*   Brushed Brass*
CCT	1800-3000K   2700-5000K	Weight	395g 570g*   0.87lb 1.25lb*
CRI Min.	94 TYP	Mounting	48V Track Recessed   Trimless Recessed   Surface   Suspended
Drive Current	289 mA	Movement	Pan 360°   Tilt 90°
Nom. Voltage	48 V	Lockable	Pan
Max. Wattage	13.87 W	Accessories	Separate   Lenses   Louver 55mm (2.16")
Dimming	DALI DT6   DALI DT8	TM65   TM66	17.52kgCO2e   2.4
Driver Type	Constant Voltage   Remote AC to 48VDC	Lifetime	L90B10 50,000hrs   5 year warranty
Class	SELV   Class III		

## DIMENSIONS



## PHOTOMETRY

CCT	Multiplier
1800K	x0.57
2400K	x0.77
3000K	x1.00
4000K	x1.05
5000K	x1.06



Data at 3000K

## ORDER CODE

Model	Track Finish	Luminaire Finish	CCT	Beam Angle	Dimming Control
1052T	-	-	-	-	-
	T White RAL 9016	T White RAL 9016	T01 1800K-3000K 94CRI	NA Narrow 17°	D DALI DT6
	B Black RAL 9005	B Black RAL 9005	T02 2700K-5000K 94CRI	ME Medium 26°	E DALI DT8
		A Brushed Aluminium		WD Wide 34°	
		R Rubbed Bronze*		VW Very Wide 44°	
		P Polished Brass*			
		S Brushed Brass*			

Example Code: 1052T-TT-T02NA-D

\*Premium & custom finishes are built to order, subject to an extended lead time & MOQ  
See Drivers, Power Supplies and Accessories sections for further order codes

# SOLO 16 TUNABLE WHITE 48V DC TRACK

26° MEDIUM BEAM

TUNABLE WHITE

## OVERVIEW

Solo 16 Tunable White 48V DC Track is a Constant Voltage LED spotlight with the option of 2 CCT tuning ranges (1800-3000K / 2700-5000K) and comes as standard in white, black and brushed aluminium along with three premium brass finishes. It has four site-changeable optics for flexible beam distribution and 360° lockable pan and 90° constant torque tilt. The medium beam in our 13.87W 1050lm module has a peak intensity of 3600cd. An accessory holder is available separately that can accommodate 55mm (2.16") lenses and louvers. This product mounts to the 48V DC Stucchi Multisystem Evo Track and requires an external 48V Constant Voltage LED power supply to the track.



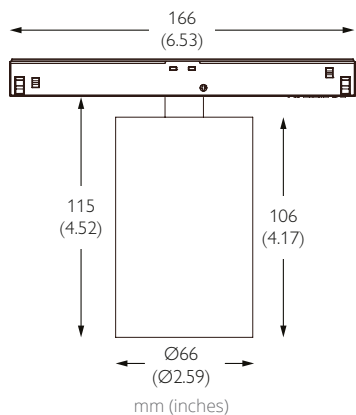
- UK PART L**
- Part L1A / L1B (Dwellings) ●
  - Part L2A (General)
  - Part L2A (Display) ●



## PERFORMANCE

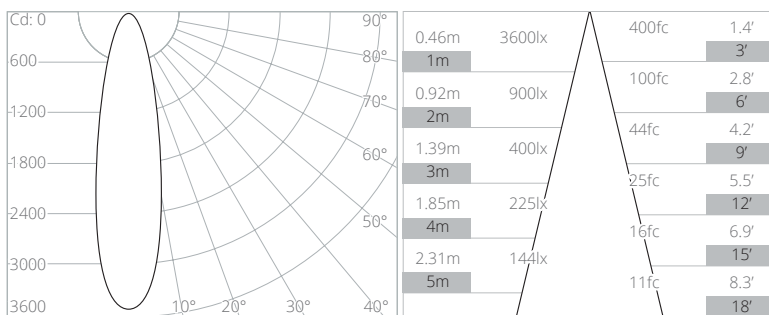
FWHM	26°	Category	IP20
Luminous Flux	869 lm	Material	Machined AL 6063-T6   Machined Brass
Peak Intensity	3600 cd	Finishes	Brushed Aluminium   Black RAL9005   White RAL9016   Rubbed Bronze*   Polished Brass*   Brushed Brass*
CCT	1800-3000K   2700-5000K	Weight	395g 570g*   0.87lb 1.25lb*
CRI Min.	94 TYP	Mounting	48V Track Recessed   Trimless Recessed   Surface   Suspended
Drive Current	289 mA	Movement	Pan 360°   Tilt 90°
Nom. Voltage	48 V	Lockable	Pan
Max. Wattage	13.87 W	Accessories	Separate   Lenses   Louver 55mm (2.16")
Dimming	DALI DT6   DALI DT8	TM65   TM66	17.52kgCO2e   2.4
Driver Type	Constant Voltage   Remote AC to 48VDC	Lifetime	L90B10 50,000hrs   5 year warranty
Class	SELV   Class III		

## DIMENSIONS



## PHOTOMETRY

CCT	Multiplier
1800K	x0.57
2400K	x0.77
3000K	x1.00
4000K	x1.05
5000K	x1.06



Data at 3000K

## ORDER CODE

Model	Track Finish	Luminaire Finish	CCT	Beam Angle	Dimming Control
1052T	-	-	-	-	-
	T White RAL 9016	T White RAL 9016	T01 1800K-3000K 94CRI	NA Narrow 17°	D DALI DT6
	B Black RAL 9005	B Black RAL 9005	T02 2700K-5000K 94CRI	ME Medium 26°	E DALI DT8
		A Brushed Aluminium		WD Wide 34°	
		R Rubbed Bronze*		VW Very Wide 44°	
		P Polished Brass*			
		S Brushed Brass*			

Example Code: 1052T-TT-T02ME-D

\*Premium & custom finishes are built to order, subject to an extended lead time & MOQ  
See Drivers, Power Supplies and Accessories sections for further order codes

# SOLO 16 TUNABLE WHITE 48V DC TRACK

34° WIDE BEAM

TUNABLE WHITE

## OVERVIEW

Solo 16 Tunable White 48V DC Track is a Constant Voltage LED spotlight with the option of 2 CCT tuning ranges (1800-3000K / 2700-5000K) and comes as standard in white, black and brushed aluminium along with three premium brass finishes. It has four site-changeable optics for flexible beam distribution and 360° lockable pan and 90° constant torque tilt. The wide beam in our 13.87W 1050lm module has a peak intensity of 2150cd. An accessory holder is available separately that can accommodate 55mm (2.16") lenses and louvers. This product mounts to the 48V DC Stucchi Multisystem Evo Track and requires an external 48V Constant Voltage LED power supply to the track.



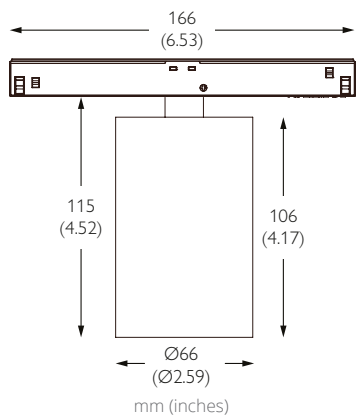
- UK PART L**
- Part L1A / L1B (Dwellings) ●
  - Part L2A (General)
  - Part L2A (Display) ●



## PERFORMANCE

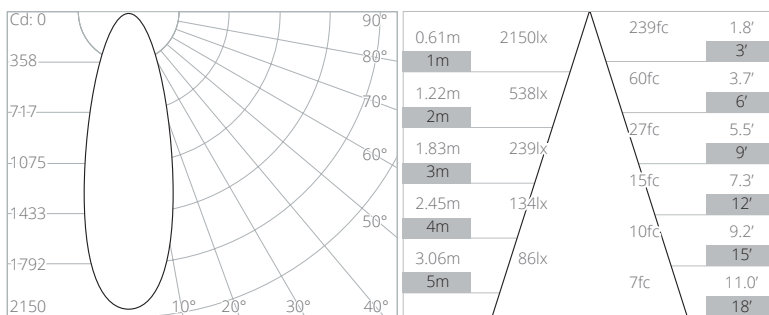
FWHM	34°	Category	IP20
Luminous Flux	780 lm	Material	Machined AL 6063-T6   Machined Brass
Peak Intensity	2150 cd	Finishes	Brushed Aluminium   Black RAL9005   White RAL9016   Rubbed Bronze*   Polished Brass*   Brushed Brass*
CCT	1800-3000K   2700-5000K	Weight	395g 570g*   0.87lb 1.25lb*
CRI Min.	94 TYP	Mounting	48V Track Recessed   Trimless Recessed   Surface   Suspended
Drive Current	289 mA	Movement	Pan 360°   Tilt 90°
Nom. Voltage	48 V	Lockable	Pan
Max. Wattage	13.87 W	Accessories	Separate   Lenses   Louver 55mm (2.16")
Dimming	DALI DT6   DALI DT8	TM65   TM66	17.52kgCO2e   2.4
Driver Type	Constant Voltage   Remote AC to 48VDC	Lifetime	L90B10 50,000hrs   5 year warranty
Class	SELV   Class III		

## DIMENSIONS



## PHOTOMETRY

CCT	Multiplier
1800K	x0.57
2400K	x0.77
3000K	x1.00
4000K	x1.05
5000K	x1.06



## ORDER CODE

Model	Track Finish	Luminaire Finish	CCT	Beam Angle	Dimming Control
1052T	-	-	-	-	-
	T White RAL 9016	T White RAL 9016	T01 1800K-3000K 94CRI	NA Narrow 17°	D DALI DT6
	B Black RAL 9005	B Black RAL 9005	T02 2700K-5000K 94CRI	ME Medium 26°	E DALI DT8
		A Brushed Aluminium		WD Wide 34°	
		R Rubbed Bronze*		VW Very Wide 44°	
		P Polished Brass*			
		S Brushed Brass*			

Example Code: 1052T-TT-T02WD-D

\*Premium & custom finishes are built to order, subject to an extended lead time & MOQ  
See Drivers, Power Supplies and Accessories sections for further order codes

# SOLO 16 TUNABLE WHITE 48V DC TRACK

44° VERY WIDE BEAM

TUNABLE WHITE

## OVERVIEW

Solo 16 Tunable White 48V DC Track is a Constant Voltage LED spotlight with the option of 2 CCT tuning ranges (1800-3000K / 2700-5000K) and comes as standard in white, black and brushed aluminium along with three premium brass finishes. It has four site-changeable optics for flexible beam distribution and 360° lockable pan and 90° constant torque tilt. The very wide beam in our 13.87W 1050lm module has a peak intensity of 1500cd. An accessory holder is available separately that can accommodate 55mm (2.16") lenses and louvers. This product mounts to the 48V DC Stucchi Multisystem Evo Track and requires an external 48V Constant Voltage LED power supply to the track.



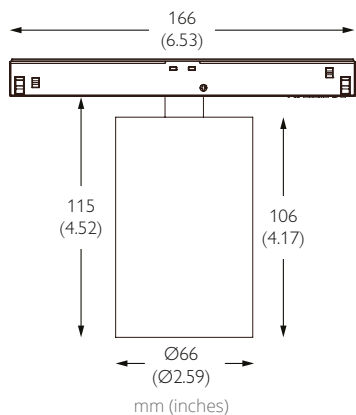
- UK PART L**
- Part L1A / L1B (Dwellings) ●
  - Part L2A (General)
  - Part L2A (Display) ●



## PERFORMANCE

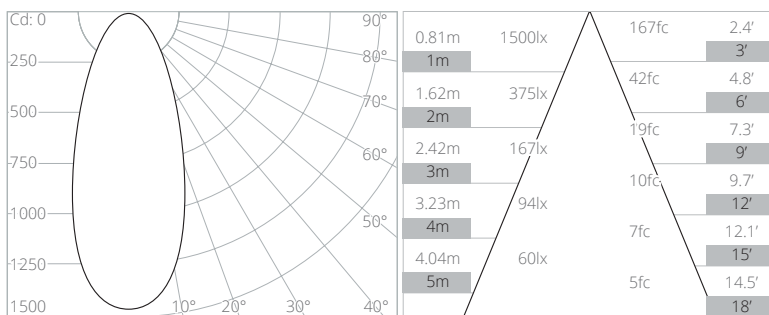
FWHM	44°	Category	IP20
Luminous Flux	763 lm	Material	Machined AL 6063-T6   Machined Brass
Peak Intensity	1500 cd	Finishes	Brushed Aluminium   Black RAL9005   White RAL9016   Rubbed Bronze*   Polished Brass*   Brushed Brass*
CCT	1800-3000K   2700-5000K	Weight	395g 570g*   0.87lb 1.25lb*
CRI Min.	94 TYP	Mounting	48V Track Recessed   Trimless Recessed   Surface   Suspended
Drive Current	289 mA	Movement	Pan 360°   Tilt 90°
Nom. Voltage	48 V	Lockable	Pan
Max. Wattage	13.87 W	Accessories	Separate   Lenses   Louver 55mm (2.16")
Dimming	DALI DT6   DALI DT8	TM65   TM66	17.52kgCO2e   2.4
Driver Type	Constant Voltage   Remote AC to 48VDC	Lifetime	L90B10 50,000hrs   5 year warranty
Class	SELV   Class III		

## DIMENSIONS



## PHOTOMETRY

CCT	Multiplier
1800K	x0.57
2400K	x0.77
3000K	x1.00
4000K	x1.05
5000K	x1.06



Data at 3000K

## ORDER CODE

Model	Track Finish	Luminaire Finish	CCT	Beam Angle	Dimming Control
1052T	-	-	-	-	-
	T White RAL 9016	T White RAL 9016	T01 1800K-3000K 94CRI	NA Narrow 17°	D DALI DT6
	B Black RAL 9005	B Black RAL 9005	T02 2700K-5000K 94CRI	ME Medium 26°	E DALI DT8
		A Brushed Aluminium		WD Wide 34°	
		R Rubbed Bronze*		VW Very Wide 44°	
		P Polished Brass*			
		S Brushed Brass*			

Example Code: 1052T-TT-T02VW-D

\*Premium & custom finishes are built to order, subject to an extended lead time & MOQ  
See Drivers, Power Supplies and Accessories sections for further order codes

# SOLO 16 TUNABLE WHITE 48V DC TRACK


DRIVER COMPATIBILITY

TUNABLE WHITE

## DRIVERS

### 60W | DIMMING DIRECT TO TRACK

**NO. OF LIGHTS PER DRIVER** 1 to 3  
**MIN DIM LEVEL** N/A Dimming direct to track  
**VOLTAGE REGION** 230V  
**FOR NORTH AMERICA** No  
**WATTAGE** 60W  
**OUTPUT VOLTAGE** 48V  
**SUPPLY TYPE** Constant Voltage  
**DRIVER LOCATION** Remote



**ORDER CODE** PSCV-60-48-N1-MW

**LENGTH** 162mm (6.38") **WIDTH** 42mm (1.65") **HEIGHT** 32mm (1.23")



### 100W | DIMMING DIRECT TO TRACK

**NO. OF LIGHTS PER DRIVER** 1 to 5  
**MIN DIM LEVEL** N/A Dimming direct to track  
**VOLTAGE REGION** 230V  
**FOR NORTH AMERICA** No  
**WATTAGE** 100W  
**OUTPUT VOLTAGE** 48V  
**SUPPLY TYPE** Constant Voltage  
**DRIVER LOCATION** Remote



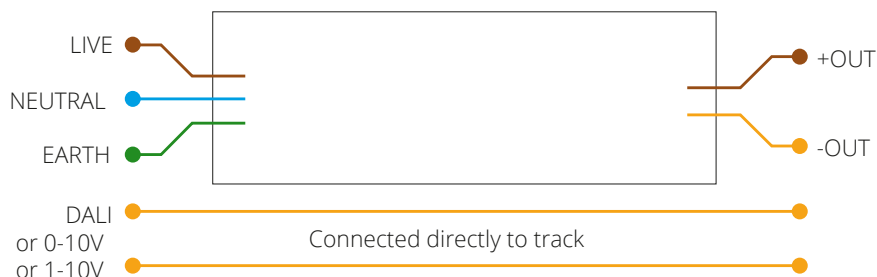
**ORDER CODE** PSCV-100-48-N1-MW

**LENGTH** 190mm (7.48") **WIDTH** 52mm (2.04") **HEIGHT** 37mm (1.46")



### 96W | DIMMING DIRECT TO TRACK

**NO. OF LIGHTS PER DRIVER** 1 to 5  
**MIN DIM LEVEL** N/A Dimming direct to track  
**VOLTAGE REGION** 120V & 277V  
**FOR NORTH AMERICA** Yes  
**WATTAGE** 96W  
**OUTPUT VOLTAGE** 48V  
**SUPPLY TYPE** Constant Voltage  
**DRIVER LOCATION** Remote



**ORDER CODE** USCV-96-48-N1-SC-EN

**LENGTH** 220mm (8.66") **WIDTH** 95mm (3.74") **HEIGHT** 40mm (1.57")

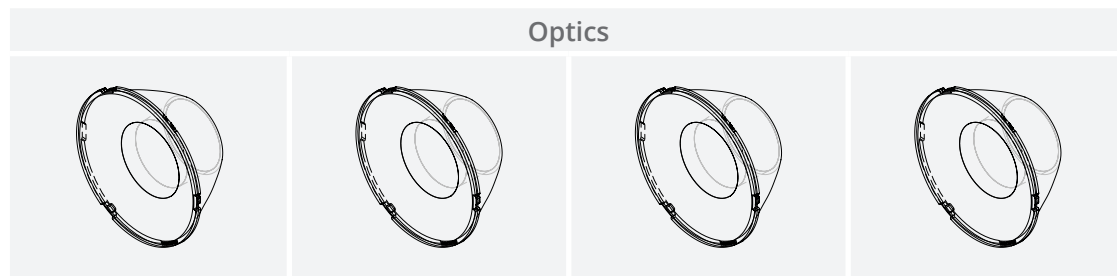


# SOLO 16 TUNABLE WHITE ACCESSORIES

## OPTICS & ACCESSORIES

Optics can be changed in the field by simply unscrewing the optic cap, avoid touching the exposed LED when changing optic. Optics can be identified by molded ID no.

### Optics



#### Narrow TIR Optic

Molded ID 6731 | FWHM 17°

#### Order Code

C16731-ILONA-SS

#### Medium TIR Optic

Molded ID 6687 | FWHM 26°

#### Order Code

C16687-ILONA-M

#### Wide TIR Optic

Molded ID 6688 | FWHM 34°

#### Order Code

C16688-ILONA-W

#### Very Wide TIR Optic

Molded ID 7434 | FWHM 44°

#### Order Code

C17434-ILONA-WW

Solo 16 requires a separate accessory holder, this can accommodate up to 2 accessories

#### Linear



#### Softening



#### 1/4 CTO



#### Honeycomb



#### Clip

Included with holder



#### Accessory



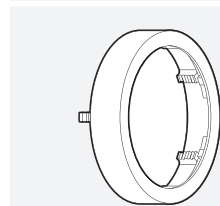
#### Double Accessory Holder

Can hold 2 accessories

### Accessory Holder

### Glare Control

### Beam Shaping

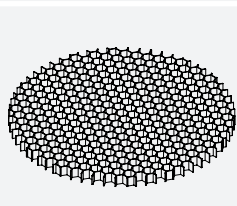


#### Double Accessory Holder

Ø63x14mm | Ø2.48x0.551"

#### Order Code

254-BK

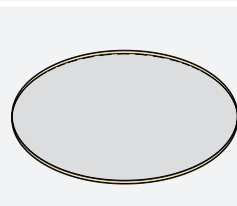


#### Honeycomb Louvre

Ø55x3.2mm | Ø2.16x0.126"

#### Order Code

995-55-BK

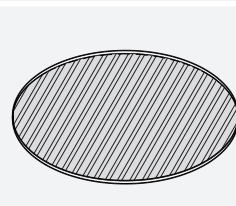


#### Softening Lens

Ø55x3.2mm | Ø2.16x0.126"

#### Order Code

992-55



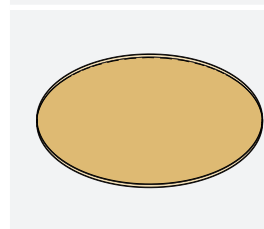
#### Linear Lens

Ø55x3.2mm | Ø2.16x0.126"

#### Order Code

992-55

### Colour Modifiers




#### 1/4 CTO Filter

Ø55x1.8mm | Ø2.16x0.071"

#### Order Code

997-1/4CTO-55



#### Custom Colour Filter

Ø55x1.8mm | Ø2.16x0.071"

#### Order Code

Contact Sales Rep