

SOLO 16 PLUS 48V DC TRACK

13° VERY NARROW BEAM

STATIC WHITE

OVERVIEW

Solo 16 Plus 48V DC Track is a Constant Voltage single source LED spotlight that is machined from aerospace grade aluminium 6063-T6 and comes as standard in white, black and brushed aluminium along with three premium brass finishes. It has five site-changeable optics for flexible beam distribution and 360° lockable pan and 90° constant torque tilt. The very narrow beam in our 14.02W 1200lm module has a peak intensity of 16929cd. An accessory holder is available separately that can accommodate 55mm (2.16") lenses and louvers. This product mounts to the 48V DC Stucchi Multisystem Evo Track and requires an external 48V Constant Voltage LED power supply to the track.



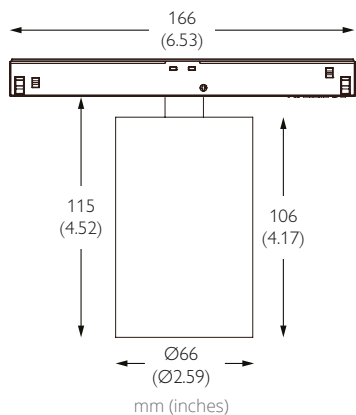
- UK PART L**
- Part L1A / L1B (Dwellings) ●
 - Part L2A (General)
 - Part L2A (Display) ●



PERFORMANCE

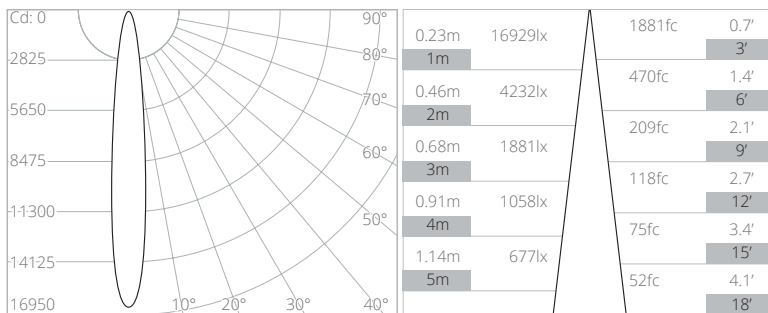
FWHM	13°	Category	IP20
Luminous Flux	1127 lm	Material	Machined AL 6063-T6 Machined Brass
Peak Intensity	16929 cd	Finishes	Brushed Aluminium Black RAL9005 White RAL9016 Rubbed Bronze* Polished Brass* Brushed Brass*
CCT	2400K 2700K 3000K 3500K 4000K	Weight	395g 570g* 0.87lb 1.25lb*
CRI Min.	92: 2400K 98: 2700K/3000K/3500K 95: 4000K	Mounting	48V Track Recessed Trimless Recessed Surface Suspended
Drive Current	292 mA	Movement	Pan 360° Tilt 90°
Nom. Voltage	48 V	Lockable	Pan
Max. Wattage	14.02 W	Accessories	Separate Lenses Louver 55mm (2.16")
Dimming	0-10V Local Dim Casambi DALI	TM65 TM66	17.52kgCO2e 2.4
Driver Type	Constant Voltage Remote AC to 48VDC	Lifetime	L90B10 50,000hrs 5 year warranty
Class	SELV Class III		

DIMENSIONS



PHOTOMETRY

CCT	Multiplier
2400K	x0.97
2700K	x0.93
3000K	x1.00
3500K	x1.05
4000K	x1.05



Data at 3000K

ORDER CODE

Model	Track Finish	Luminaire Finish	CCT	Beam Angle	Dimming Control
1052C	-	-	-	-	-
	T White RAL 9016	T White RAL 9016	2490 2400K 90CRI	VN Very Narrow 13°	A 0-10V
	B Black RAL 9005	B Black RAL 9005	2798 2700K 98CRI	NA Narrow 15°	L Local Dim
		A Brushed Aluminium	3098 3000K 98CRI	ME Medium 25°	C Casambi
		R Rubbed Bronze*	3598 3500K 98CRI	WD Wide 40°	D DALI
		P Polished Brass*	4095 4000K 95CRI	VW Very Wide 50°	
		S Brushed Brass*			

Example Code: 1052C-TT-2798VN-D

*Premium & custom finishes are built to order, subject to an extended lead time & MOQ
See Drivers, Power Supplies and Accessories sections for further order codes

SOLO 16 PLUS 48V DC TRACK

15° NARROW BEAM

STATIC WHITE

OVERVIEW

Solo 16 Plus 48V DC Track is a Constant Voltage single source LED spotlight that is machined from aerospace grade aluminium 6063-T6 and comes as standard in white, black and brushed aluminium along with three premium brass finishes. It has five site-changeable optics for flexible beam distribution and 360° lockable pan and 90° constant torque tilt. The narrow beam in our 14.02W 1200lm module has a peak intensity of 14173cd. An accessory holder is available separately that can accommodate 55mm (2.16") lenses and louvers. This product mounts to the 48V DC Stucchi Multisystem Evo Track and requires an external 48V Constant Voltage LED power supply to the track.



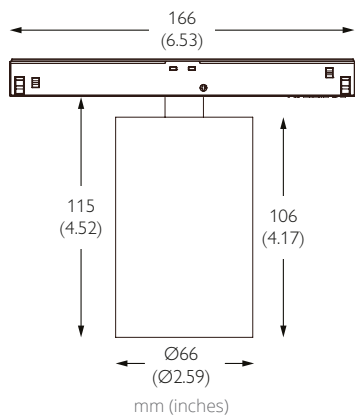
- UK PART L**
- Part L1A / L1B (Dwellings) ●
 - Part L2A (General)
 - Part L2A (Display) ●



PERFORMANCE

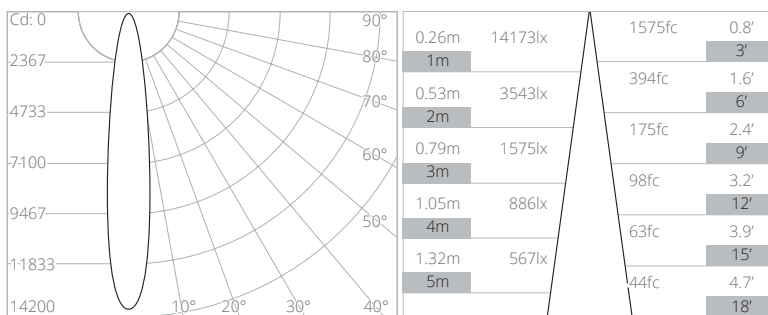
FWHM	15°	Category	IP20
Luminous Flux	1104 lm	Material	Machined AL 6063-T6 Machined Brass
Peak Intensity	14173 cd	Finishes	Brushed Aluminium Black RAL9005 White RAL9016 Rubbed Bronze* Polished Brass* Brushed Brass*
CCT	2400K 2700K 3000K 3500K 4000K	Weight	395g 570g* 0.87lb 1.25lb*
CRI Min.	92: 2400K 98: 2700K/3000K/3500K 95: 4000K	Mounting	48V Track Recessed Trimless Recessed Surface Suspended
Drive Current	292 mA	Movement	Pan 360° Tilt 90°
Nom. Voltage	48 V	Lockable	Pan
Max. Wattage	14.02 W	Accessories	Separate Lenses Louver 55mm (2.16")
Dimming	0-10V Local Dim Casambi DALI	TM65 TM66	17.52kgCO2e 2.4
Driver Type	Constant Voltage Remote AC to 48VDC	Lifetime	L90B10 50,000hrs 5 year warranty
Class	SELV Class III		

DIMENSIONS



PHOTOMETRY

CCT	Multiplier
2400K	x0.97
2700K	x0.93
3000K	x1.00
3500K	x1.05
4000K	x1.05



Data at 3000K

ORDER CODE

Model	Track Finish	Luminaire Finish	CCT	Beam Angle	Dimming Control
1052C	-	-	-	-	-
	T White RAL 9016	T White RAL 9016	2490 2400K 90CRI	VN Very Narrow 13°	A 0-10V
	B Black RAL 9005	B Black RAL 9005	2798 2700K 98CRI	NA Narrow 15°	L Local Dim
		A Brushed Aluminium	3098 3000K 98CRI	ME Medium 25°	C Casambi
		R Rubbed Bronze*	3598 3500K 98CRI	WD Wide 40°	D DALI
		P Polished Brass*	4095 4000K 95CRI	VW Very Wide 50°	
		S Brushed Brass*			

Example Code: 1052C-TT-2798NA-D

*Premium & custom finishes are built to order, subject to an extended lead time & MOQ
See Drivers, Power Supplies and Accessories sections for further order codes

SOLO 16 PLUS 48V DC TRACK

25° MEDIUM BEAM

STATIC WHITE

OVERVIEW

Solo 16 Plus 48V DC Track is a Constant Voltage single source LED spotlight that is machined from aerospace grade aluminium 6063-T6 and comes as standard in white, black and brushed aluminium along with three premium brass finishes. It has five site-changeable optics for flexible beam distribution and 360° lockable pan and 90° constant torque tilt. The medium beam in our 14.02W 1200lm module has a peak intensity of 5149cd. An accessory holder is available separately that can accommodate 55mm (2.16") lenses and louvers. This product mounts to the 48V DC Stucchi Multisystem Evo Track and requires an external 48V Constant Voltage LED power supply to the track.



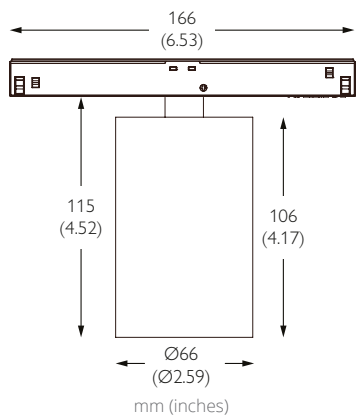
- UK PART L**
- Part L1A / L1B (Dwellings) ●
 - Part L2A (General)
 - Part L2A (Display) ●



PERFORMANCE

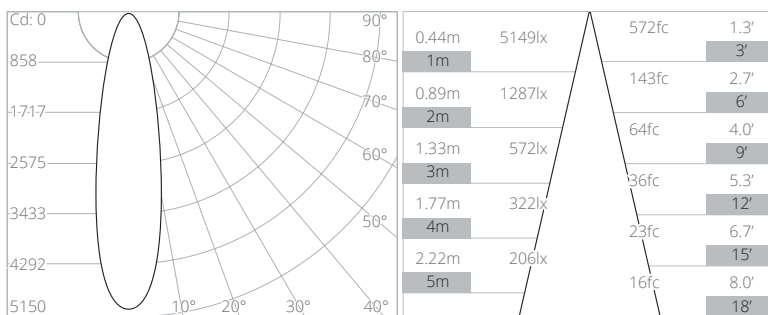
FWHM	25°	Category	IP20
Luminous Flux	1072 lm	Material	Machined AL 6063-T6 Machined Brass
Peak Intensity	5149 cd	Finishes	Brushed Aluminium Black RAL9005 White RAL9016 Rubbed Bronze* Polished Brass* Brushed Brass*
CCT	2400K 2700K 3000K 3500K 4000K	Weight	395g 570g* 0.87lb 1.25lb*
CRI Min.	92: 2400K 98: 2700K/3000K/3500K 95: 4000K	Mounting	48V Track Recessed Trimless Recessed Surface Suspended
Drive Current	292 mA	Movement	Pan 360° Tilt 90°
Nom. Voltage	48 V	Lockable	Pan
Max. Wattage	14.02 W	Accessories	Separate Lenses Louver 55mm (2.16")
Dimming	0-10V Local Dim Casambi DALI	TM65 TM66	17.52kgCO2e 2.4
Driver Type	Constant Voltage Remote AC to 48VDC	Lifetime	L90B10 50,000hrs 5 year warranty
Class	SELV Class III		

DIMENSIONS



PHOTOMETRY

CCT	Multiplier
2400K	x0.97
2700K	x0.93
3000K	x1.00
3500K	x1.05
4000K	x1.05



Data at 3000K

ORDER CODE

Model	Track Finish	Luminaire Finish	CCT	Beam Angle	Dimming Control
1052C	-	-	-	-	-
	T White RAL 9016	T White RAL 9016	2490 2400K 90CRI	VN Very Narrow 13°	A 0-10V
	B Black RAL 9005	B Black RAL 9005	2798 2700K 98CRI	NA Narrow 15°	L Local Dim
		A Brushed Aluminium	3098 3000K 98CRI	ME Medium 25°	C Casambi
		R Rubbed Bronze*	3598 3500K 98CRI	WD Wide 40°	D DALI
		P Polished Brass*	4095 4000K 95CRI	VW Very Wide 50°	
		S Brushed Brass*			

Example Code: 1052C-TT-2798ME-D

*Premium & custom finishes are built to order, subject to an extended lead time & MOQ
See Drivers, Power Supplies and Accessories sections for further order codes

SOLO 16 PLUS 48V DC TRACK

40° WIDE BEAM

STATIC WHITE

OVERVIEW

Solo 16 Plus 48V DC Track is a Constant Voltage single source LED spotlight that is machined from aerospace grade aluminium 6063-T6 and comes as standard in white, black and brushed aluminium along with three premium brass finishes. It has five site-changeable optics for flexible beam distribution and 360° lockable pan and 90° constant torque tilt. The wide beam in our 14.02W 1200lm module has a peak intensity of 2358cd. An accessory holder is available separately that can accommodate 55mm (2.16") lenses and louvers. This product mounts to the 48V DC Stucchi Multisystem Evo Track and requires an external 48V Constant Voltage LED power supply to the track.



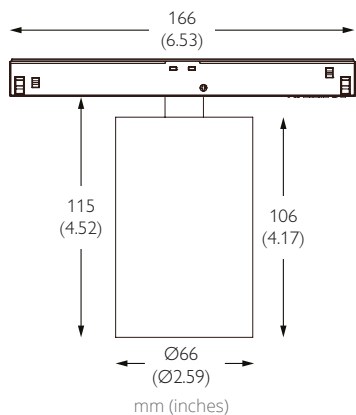
- UK PART L**
- Part L1A / L1B (Dwellings) ●
 - Part L2A (General)
 - Part L2A (Display) ●



PERFORMANCE

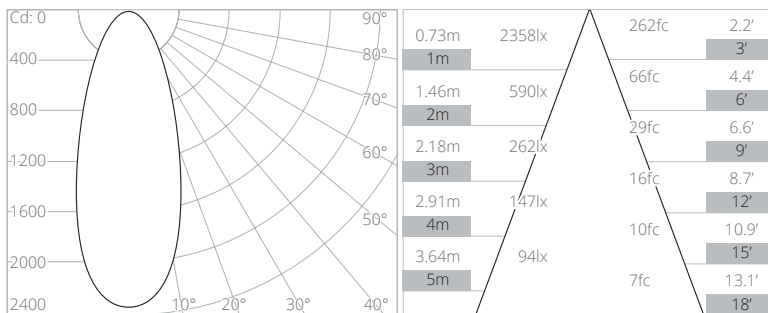
FWHM	40°	Category	IP20
Luminous Flux	987 lm	Material	Machined AL 6063-T6 Machined Brass
Peak Intensity	2358 cd	Finishes	Brushed Aluminium Black RAL9005 White RAL9016 Rubbed Bronze* Polished Brass* Brushed Brass*
CCT	2400K 2700K 3000K 3500K 4000K	Weight	395g 570g* 0.87lb 1.25lb*
CRI Min.	92: 2400K 98: 2700K/3000K/3500K 95: 4000K	Mounting	48V Track Recessed Trimless Recessed Surface Suspended
Drive Current	292 mA	Movement	Pan 360° Tilt 90°
Nom. Voltage	48 V	Lockable	Pan
Max. Wattage	14.02 W	Accessories	Separate Lenses Louver 55mm (2.16")
Dimming	0-10V Local Dim Casambi DALI	TM65 TM66	17.52kgCO2e 2.4
Driver Type	Constant Voltage Remote AC to 48VDC	Lifetime	L90B10 50,000hrs 5 year warranty
Class	SELV Class III		

DIMENSIONS



PHOTOMETRY

CCT	Multiplier
2400K	x0.97
2700K	x0.93
3000K	x1.00
3500K	x1.05
4000K	x1.05



Data at 3000K

ORDER CODE

Model	Track Finish	Luminaire Finish	CCT	Beam Angle	Dimming Control
1052C	-	-	-	-	-
	T White RAL 9016	T White RAL 9016	2490 2400K 90CRI	VN Very Narrow 13°	A 0-10V
	B Black RAL 9005	B Black RAL 9005	2798 2700K 98CRI	NA Narrow 15°	L Local Dim
		A Brushed Aluminium	3098 3000K 98CRI	ME Medium 25°	C Casambi
		R Rubbed Bronze*	3598 3500K 98CRI	WD Wide 40°	D DALI
		P Polished Brass*	4095 4000K 95CRI	VW Very Wide 50°	
		S Brushed Brass*			

Example Code: 1052C-TT-2798WD-D

*Premium & custom finishes are built to order, subject to an extended lead time & MOQ
See Drivers, Power Supplies and Accessories sections for further order codes

SOLO 16 PLUS 48V DC TRACK

50° VERY WIDE BEAM

STATIC WHITE

OVERVIEW

Solo 16 Plus 48V DC Track is a Constant Voltage single source LED spotlight that is machined from aerospace grade aluminium 6063-T6 and comes as standard in white, black and brushed aluminium along with three premium brass finishes. It has five site-changeable optics for flexible beam distribution and 360° lockable pan and 90° constant torque tilt. The very wide beam in our 14.02W 1200lm module has a peak intensity of 1545cd. An accessory holder is available separately that can accommodate 55mm (2.16") lenses and louvers. This product mounts to the 48V DC Stucchi Multisystem Evo Track and requires an external 48V Constant Voltage LED power supply to the track.



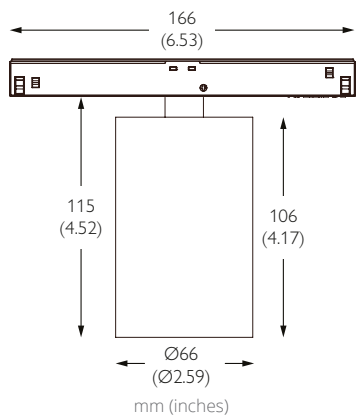
- UK PART L**
- Part L1A / L1B (Dwellings) ●
 - Part L2A (General)
 - Part L2A (Display) ●



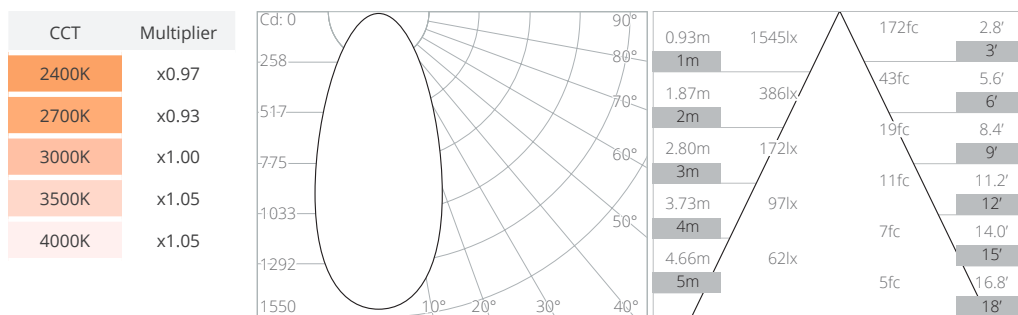
PERFORMANCE

FWHM	50°	Category	IP20
Luminous Flux	979 lm	Material	Machined AL 6063-T6 Machined Brass
Peak Intensity	1545 cd	Finishes	Brushed Aluminium Black RAL9005 White RAL9016 Rubbed Bronze* Polished Brass* Brushed Brass*
CCT	2400K 2700K 3000K 3500K 4000K	Weight	395g 570g* 0.87lb 1.25lb*
CRI Min.	92: 2400K 98: 2700K/3000K/3500K 95: 4000K	Mounting	48V Track Recessed Trimless Recessed Surface Suspended
Drive Current	292 mA	Movement	Pan 360° Tilt 90°
Nom. Voltage	48 V	Lockable	Pan
Max. Wattage	14.02 W	Accessories	Separate Lenses Louver 55mm (2.16")
Dimming	0-10V Local Dim Casambi DALI	TM65 TM66	17.52kgCO2e 2.4
Driver Type	Constant Voltage Remote AC to 48VDC	Lifetime	L90B10 50,000hrs 5 year warranty
Class	SELV Class III		

DIMENSIONS



PHOTOMETRY



Data at 3000K

ORDER CODE

Model	Track Finish	Luminaire Finish	CCT	Beam Angle	Dimming Control
1052C	-	-	-	-	-
	T White RAL 9016	T White RAL 9016	2490 2400K 90CRI	VN Very Narrow 13°	A 0-10V
	B Black RAL 9005	B Black RAL 9005	2798 2700K 98CRI	NA Narrow 15°	L Local Dim
		A Brushed Aluminium	3098 3000K 98CRI	ME Medium 25°	C Casambi
		R Rubbed Bronze*	3598 3500K 98CRI	WD Wide 40°	D DALI
		P Polished Brass*	4095 4000K 95CRI	VW Very Wide 50°	
		S Brushed Brass*			

Example Code: 1052C-TT-2798VW-D

*Premium & custom finishes are built to order, subject to an extended lead time & MOQ
See Drivers, Power Supplies and Accessories sections for further order codes

SOLO 16 PLUS 48V DC TRACK

precision
by luminii

DRIVER COMPATIBILITY

STATIC WHITE

DRIVERS

60W | DIMMING DIRECT TO TRACK

NO. OF LIGHTS PER DRIVER 1 to 3
MIN DIM LEVEL N/A Dimming direct to track
VOLTAGE REGION 230V
FOR NORTH AMERICA No
WATTAGE 60W
OUTPUT VOLTAGE 48V
SUPPLY TYPE Constant Voltage
DRIVER LOCATION Remote




ORDER CODE PSCV-60-48-N1-MW

LENGTH 162mm (6.38") **WIDTH** 42mm (1.65") **HEIGHT** 32mm (1.23")



100W | DIMMING DIRECT TO TRACK

NO. OF LIGHTS PER DRIVER 1 to 6
MIN DIM LEVEL N/A Dimming direct to track
VOLTAGE REGION 230V
FOR NORTH AMERICA No
WATTAGE 100W
OUTPUT VOLTAGE 48V
SUPPLY TYPE Constant Voltage
DRIVER LOCATION Remote



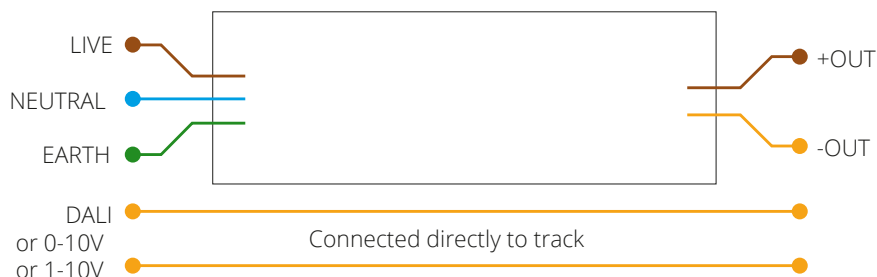
ORDER CODE PSCV-100-48-N1-MW

LENGTH 190mm (7.48") **WIDTH** 52mm (2.04") **HEIGHT** 37mm (1.46")



96W | DIMMING DIRECT TO TRACK

NO. OF LIGHTS PER DRIVER 1 to 6
MIN DIM LEVEL N/A Dimming direct to track
VOLTAGE REGION 120V & 277V
FOR NORTH AMERICA Yes
WATTAGE 96W
OUTPUT VOLTAGE 48V
SUPPLY TYPE Constant Voltage
DRIVER LOCATION Remote








ORDER CODE USCV-96-48-N1-SC-EN

LENGTH 220mm (8.66") **WIDTH** 95mm (3.74") **HEIGHT** 40mm (1.57")

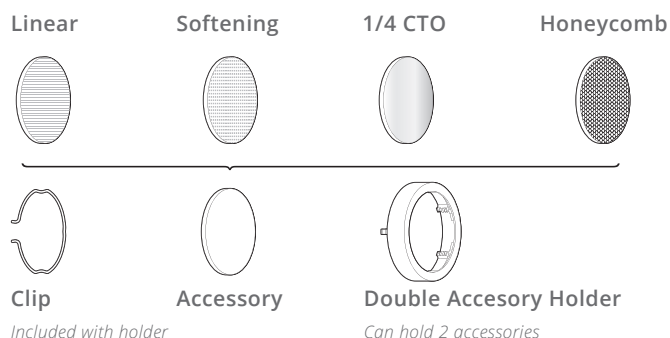


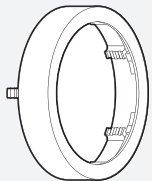
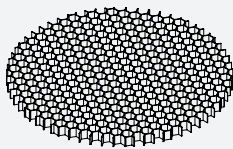
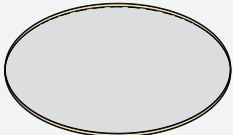
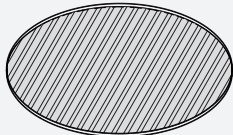
OPTICS & ACCESSORIES



Optics can be changed in the field by simply unscrewing the optic cap, avoid touching the exposed LED when changing optic. Optics can be identified by molded ID no.

Optics				
				
Very Narrow TIR Optic Molded ID 6686 FWHM 13° Order Code C16686-ILONA-RS	Narrow TIR Optic Molded ID 6731 FWHM 15° Order Code C16731-ILONA-SS	Medium TIR Optic Molded ID 6687 FWHM 25° Order Code C16687-ILONA-M	Wide TIR Optic Molded ID 6688 FWHM 40° Order Code C16688-ILONA-W	Very Wide TIR Optic Molded ID 7434 FWHM 50° Order Code C17434-ILONA-WW

Solo 16 requires a separate accessory holder, this can accommodate up to 2 accessories



Accessory Holder	Glare Control	Beam Shaping	
			
Double Accessory Holder Ø63x14mm Ø2.48x0.551" Order Code 254-BK	Honeycomb Louvre Ø55x3.2mm Ø2.16x0.126" Order Code 995-55-BK	Softening Lens Ø55x3.2mm Ø2.16x0.126" Order Code 992-55	Linear Lens Ø55x3.2mm Ø2.16x0.126" Order Code 992-55

Colour Modifiers	
	
1/4 CTO Filter Ø55x1.8mm Ø2.16x0.071" Order Code 997-1/4CTO-55	Custom Colour Filter Ø55x1.8mm Ø2.16x0.071" Order Code Contact Sales Rep