

SOLO 11 WARM DIM 48V DC TRACK

22° MEDIUM BEAM

WARM DIM

OVERVIEW

Solo 11 Warm Dim 48V DC Track is a Constant Voltage LED spotlight with a dim-to-warm range of 3000K to 1800K and comes as standard in white, black and brushed aluminium along with three premium brass finishes. It has three site-changeable optics for flexible beam distribution and 360° lockable pan and 90° constant torque tilt. The medium beam in our 9.02W 650lm module has a peak intensity of 3360cd. An accessory holder is available separately that can accommodate 37mm (1.45") lenses and louvers. This product mounts to the 48V DC Stucchi Multisystem Evo Track and requires an external 48V Constant Voltage LED power supply to the track.



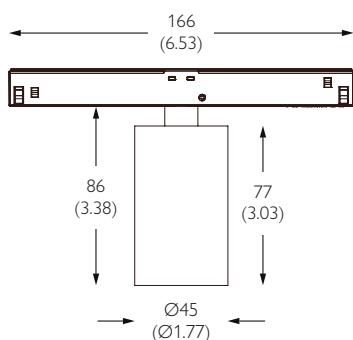
- UK PART L**
- Part L1A / L1B (Dwellings) ●
 - Part L2A (General)
 - Part L2A (Display) ●



PERFORMANCE

FWHM	22°	Category	IP20
Luminous Flux	588 lm	Material	Machined AL 6063-T6 Machined Brass
Peak Intensity	3360 cd	Finishes	Brushed Aluminium Black RAL9005 White RAL9016 Rubbed Bronze* Polished Brass* Brushed Brass*
CCT	1800-3000K	Weight	170g 0.37lb
CRI Min.	94 TYP	Mounting	48V Track Recessed Trimless Recessed Surface Suspended
Drive Current	188 mA	Movement	Pan 360° Tilt 90°
Nom. Voltage	48 V	Lockable	Pan
Max. Wattage	9.02 W	Accessories	Separate Lenses Louver 37mm (1.45")
Dimming	0-10V DALI	TM65 TM66	10.77kgCO2e 2.4
Driver Type	Constant Voltage Remote AC to 48VDC	Lifetime	L90B10 50,000hrs 5 year warranty
Class	SELV Class III		

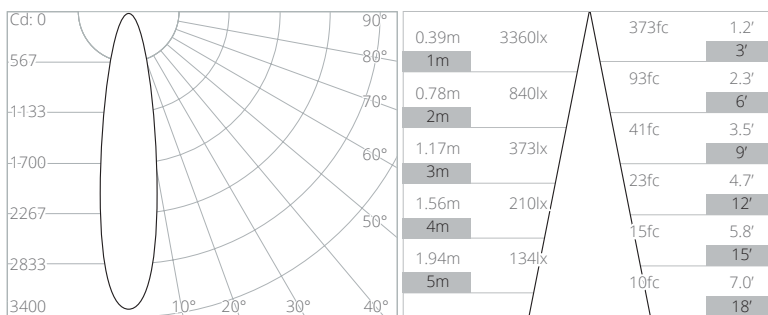
DIMENSIONS



mm (inches)

PHOTOMETRY

CCT	Multiplier
1800K	x0.10
2100K	x0.70
2400K	x0.80
2700K	x0.90
3000K	x1.00



Data at 3000K

ORDER CODE

Model	Track Finish	Luminaire Finish	CCT	Beam Angle	Dimming Control
1042W	-	-	-	-	-
	T White RAL 9016	T White RAL 9016	W01 1800K-3000K 94CRI	ME Medium 20°	A 0-10V
	B Black RAL 9005	B Black RAL 9005		WD Wide 30°	D DALI
		A Brushed Aluminium		VW Very Wide 40°	
		R Rubbed Bronze*		UW Ultra Wide 50°	
		P Polished Brass*			
		S Brushed Brass*			

Example Code: 1042W-TT-ME-D

*Premium & custom finishes are built to order, subject to an extended lead time & MOQ
See Drivers, Power Supplies and Accessories sections for further order codes

SOLO 11 WARM DIM 48V DC TRACK

40° VERY WIDE BEAM

WARM DIM

OVERVIEW

Solo 11 Warm Dim 48V DC Track is a Constant Voltage LED spotlight with a dim-to-warm range of 3000K to 1800K and comes as standard in white, black and brushed aluminium along with three premium brass finishes. It has three site-changeable optics for flexible beam distribution and 360° lockable pan and 90° constant torque tilt. The very wide beam in our 9.02W 650lm module has a peak intensity of 1220cd. An accessory holder is available separately that can accommodate 37mm (1.45") lenses and louvers. This product mounts to the 48V DC Stucchi Multisystem Evo Track and requires an external 48V Constant Voltage LED power supply to the track.



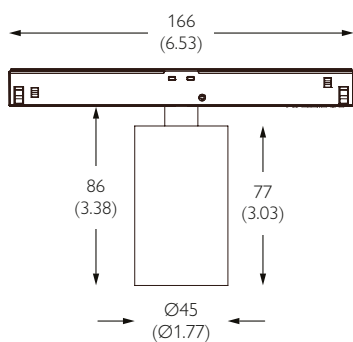
- UK PART L**
- Part L1A / L1B (Dwellings) ●
 - Part L2A (General)
 - Part L2A (Display) ●



PERFORMANCE

FWHM	40°	Category	IP20
Luminous Flux	549 lm	Material	Machined AL 6063-T6 Machined Brass
Peak Intensity	1220 cd	Finishes	Brushed Aluminium Black RAL9005 White RAL9016 Rubbed Bronze* Polished Brass* Brushed Brass*
CCT	1800-3000K	Weight	170g 0.37lb
CRI Min.	94 TYP	Mounting	48V Track Recessed Trimless Recessed Surface Suspended
Drive Current	188 mA	Movement	Pan 360° Tilt 90°
Nom. Voltage	48 V	Lockable	Pan
Max. Wattage	9.02 W	Accessories	Separate Lenses Louver 37mm (1.45")
Dimming	0-10V DALI	TM65 TM66	10.77kgCO2e 2.4
Driver Type	Constant Voltage Remote AC to 48VDC	Lifetime	L90B10 50,000hrs 5 year warranty
Class	SELV Class III		

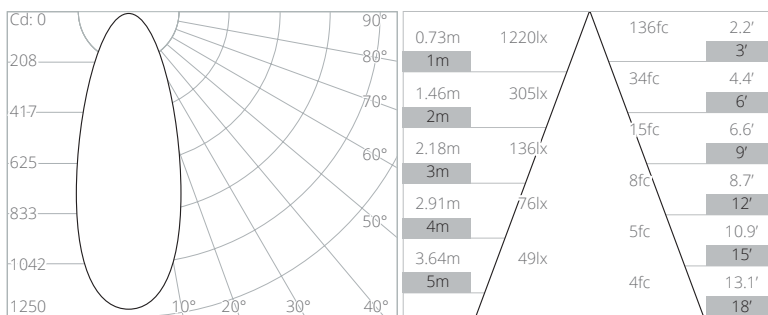
DIMENSIONS



mm (inches)

PHOTOMETRY

CCT	Multiplier
1800K	x0.10
2100K	x0.70
2400K	x0.80
2700K	x0.90
3000K	x1.00



Data at 3000K

ORDER CODE

Model	Track Finish	Luminaire Finish	CCT	Beam Angle	Dimming Control
1042W	-	-	-	-	-
	T White RAL 9016	T White RAL 9016	W01 1800K-3000K 94CRI	ME Medium 20°	A 0-10V
	B Black RAL 9005	B Black RAL 9005		WD Wide 30°	D DALI
		A Brushed Aluminium		VW Very Wide 40°	
		R Rubbed Bronze*		UW Ultra Wide 50°	
		P Polished Brass*			
		S Brushed Brass*			

Example Code: 1042W-TT-VW-D

*Premium & custom finishes are built to order, subject to an extended lead time & MOQ
See Drivers, Power Supplies and Accessories sections for further order codes

SOLO 11 WARM DIM 48V DC TRACK

50° ULTRA WIDE BEAM

WARM DIM

OVERVIEW

Solo 11 Warm Dim 48V DC Track is a Constant Voltage LED spotlight with a dim-to-warm range of 3000K to 1800K and comes as standard in white, black and brushed aluminium along with three premium brass finishes. It has three site-changeable optics for flexible beam distribution and 360° lockable pan and 90° constant torque tilt. The ultra wide beam in our 9.02W 650lm module has a peak intensity of 630cd. An accessory holder is available separately that can accommodate 37mm (1.45") lenses and louvers. This product mounts to the 48V DC Stucchi Multisystem Evo Track and requires an external 48V Constant Voltage LED power supply to the track.



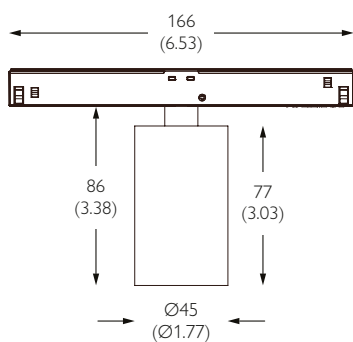
- UK PART L**
- Part L1A / L1B (Dwellings) ●
 - Part L2A (General)
 - Part L2A (Display) ●



PERFORMANCE

FWHM	50°	Category	IP20
Luminous Flux	457 lm	Material	Machined AL 6063-T6 Machined Brass
Peak Intensity	630 cd	Finishes	Brushed Aluminium Black RAL9005 White RAL9016 Rubbed Bronze* Polished Brass* Brushed Brass*
CCT	1800-3000K	Weight	170g 0.37lb
CRI Min.	94 TYP	Mounting	48V Track Recessed Trimless Recessed Surface Suspended
Drive Current	188 mA	Movement	Pan 360° Tilt 90°
Nom. Voltage	48 V	Lockable	Pan
Max. Wattage	9.02 W	Accessories	Separate Lenses Louver 37mm (1.45")
Dimming	0-10V DALI	TM65 TM66	10.77kgCO2e 2.4
Driver Type	Constant Voltage Remote AC to 48VDC	Lifetime	L90B10 50,000hrs 5 year warranty
Class	SELV Class III		

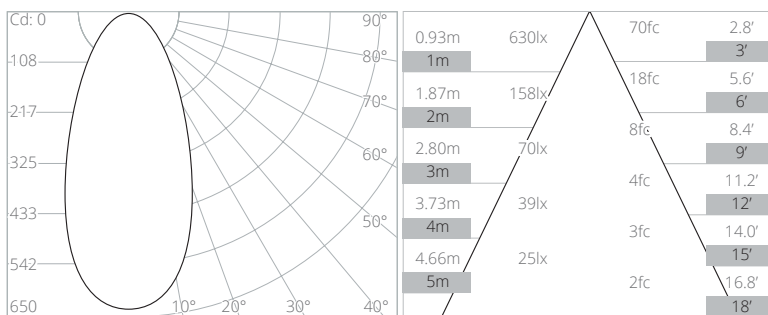
DIMENSIONS



mm (inches)

PHOTOMETRY

CCT	Multiplier
1800K	x0.10
2100K	x0.70
2400K	x0.80
2700K	x0.90
3000K	x1.00



Data at 3000K

ORDER CODE

Model	Track Finish	Luminaire Finish	CCT	Beam Angle	Dimming Control
1042W	-	-	-	-	-
	T White RAL 9016	T White RAL 9016	W01 1800K-3000K 94CRI	ME Medium 20°	A 0-10V
	B Black RAL 9005	B Black RAL 9005		WD Wide 30°	D DALI
		A Brushed Aluminium		VW Very Wide 40°	
		R Rubbed Bronze*		UW Ultra Wide 50°	
		P Polished Brass*			
		S Brushed Brass*			

Example Code: 1042W-TT-UW-D

*Premium & custom finishes are built to order, subject to an extended lead time & MOQ
See Drivers, Power Supplies and Accessories sections for further order codes

SOLO 11 WARM DIM 48V DC TRACK

DRIVER COMPATIBILITY

WARM DIM

DRIVERS

60W | DIMMING DIRECT TO TRACK

NO. OF LIGHTS PER DRIVER 1 to 5
MIN DIM LEVEL N/A Dimming direct to track
VOLTAGE REGION 230V
FOR NORTH AMERICA No
WATTAGE 60W
OUTPUT VOLTAGE 48V
SUPPLY TYPE Constant Voltage
DRIVER LOCATION Remote




ORDER CODE PSCV-60-48-N1-MW

LENGTH 162mm (6.38") **WIDTH** 42mm (1.65") **HEIGHT** 32mm (1.23")



100W | DIMMING DIRECT TO TRACK

NO. OF LIGHTS PER DRIVER 1 to 9
MIN DIM LEVEL N/A Dimming direct to track
VOLTAGE REGION 230V
FOR NORTH AMERICA No
WATTAGE 100W
OUTPUT VOLTAGE 48V
SUPPLY TYPE Constant Voltage
DRIVER LOCATION Remote



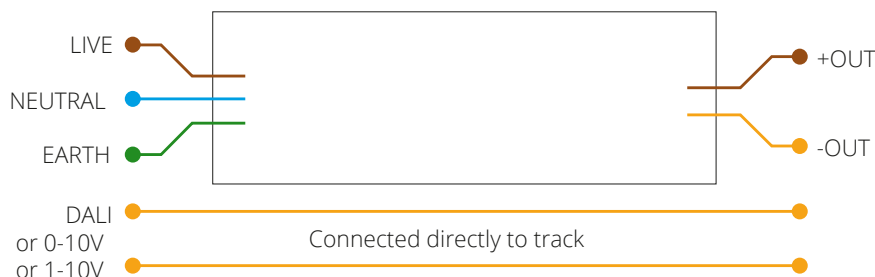
ORDER CODE PSCV-100-48-N1-MW

LENGTH 190mm (7.48") **WIDTH** 52mm (2.04") **HEIGHT** 37mm (1.46")



96W | DIMMING DIRECT TO TRACK

NO. OF LIGHTS PER DRIVER 1 to 9
MIN DIM LEVEL N/A Dimming direct to track
VOLTAGE REGION 120V & 277V
FOR NORTH AMERICA Yes
WATTAGE 96W
OUTPUT VOLTAGE 48V
SUPPLY TYPE Constant Voltage
DRIVER LOCATION Remote



ORDER CODE USCV-96-48-N1-SC-EN





LENGTH 220mm (8.66") **WIDTH** 95mm (3.74") **HEIGHT** 40mm (1.57")










OPTICS & ACCESSORIES

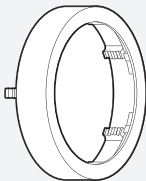
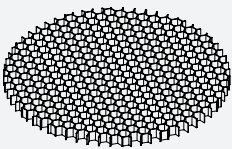
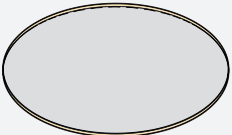
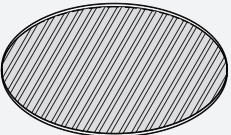
Optics can be changed in the field by simply unscrewing the optic cap, avoid touching the exposed LED when changing optic. Optics can be identified by molded ID no.

Optics



			
Medium TIR Optic Molded ID 15 FWHM 22° Order Code HKRG-35-15-PC	Wide TIR Optic Molded ID 24 FWHM 30° Order Code HKRG-35-24-PC	Very Wide TIR Optic Molded ID 36 FWHM 40° Order Code HKRG-35-36-PC	Ultra Wide TIR Optic Molded ID 50 FWHM 40° Order Code HKRG-35-50-PC

Solo 16 requires a separate accessory holder, this can accommodate up to 2 accessories

 Linear	 Softening	 1/4 CTO	 Honeycomb
 Clip <i>Included with holder</i>	 Accessory	 Double Accessory Holder <i>Can hold 2 accessories</i>	

 Double Accessory Holder Ø43x14mm Ø1.69x0.551" Order Code 244-BK	 Honeycomb Louvre Ø37x3.2mm Ø1.26x0.126" Order Code 995-37-BK	 Softening Lens Ø37x3.2mm Ø1.26x0.126" Order Code 992-37	 Linear Lens Ø37x3.2mm Ø1.26x0.126" Order Code 992-37
---	--	---	---

Colour Modifiers

 1/4 CTO Filter Ø37x1.8mm Ø1.26x0.071" Order Code 997-1/4CTO-37	 Custom Colour Filter Ø37x1.8mm Ø1.26x0.071" Order Code Contact Sales Rep
---	--