

SOLO 11 PLUS SURFACE

19° NARROW BEAM

STATIC WHITE



OVERVIEW

Solo 11 Plus Surface is a Constant Current single source LED spotlight that is machined from aerospace grade aluminium 6063-T6 and comes as standard in white, black and brushed aluminium along with three premium brass finishes. It has four site-changeable optics for flexible beam distribution and 360° lockable pan and 90° constant torque tilt. The narrow beam in our 8.80W 850lm module has a peak intensity of 5477cd. An accessory holder is available separately that can accommodate 37mm (1.45") lenses and louvers. This product requires an external 500mA 17.6V Constant Current LED driver.

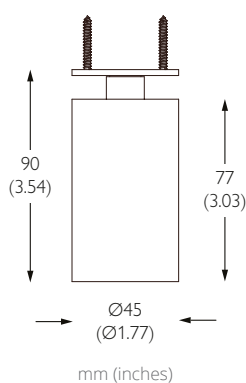
- UK PART L**
- Part L1A / L1B (Dwellings) ●
 - Part L2A (General)
 - Part L2A (Display) ●



PERFORMANCE

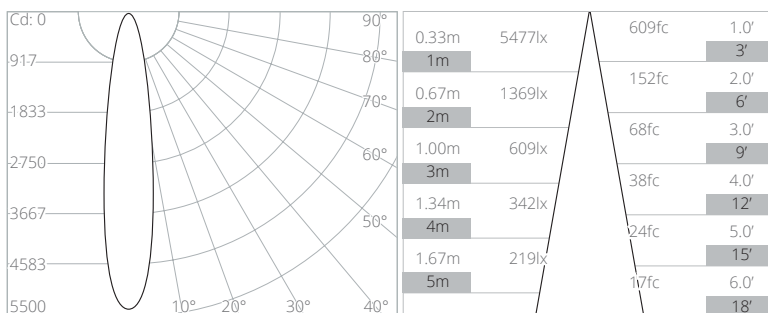
FWHM	19°	Category	IP20
Luminous Flux	682 lm	Material	Machined AL 6063-T6 Machined Brass
Peak Intensity	5477 cd	Finishes	Brushed Aluminium White RAL9010 Black RAL9005 Rubbed Bronze* Polished Brass* Brushed Brass *
CCT	2400K 2700K 3000K 3500K 4000K	Weight	150g 0.33lb
CRI Min.	92: 2400K 98: 2700K/3000K/3500K 95: 4000K	Mounting	Surface mounting plate
Drive Current	500 mA	Movement	Pan 360° Tilt 90°
Nom. Voltage	17.6 V	Lockable	Pan
Max. Wattage	8.80 W	Accessories	Separate Lenses Louver 37mm (1.45")
Dimming	0-10V DALI	TM65 TM66	10.18kgCO2e 2.2
Driver Type	Constant Current Remote	Lifetime	L90B10 50,000hrs 5 year warranty
Class	SELV Class III		

DIMENSIONS



PHOTOMETRY

CCT	Multiplier
2400K	x0.97
2700K	x0.93
3000K	x1.00
3500K	x1.05
4000K	x1.05



Data at 3000K

ORDER CODE

Model	Finish	CCT	Beam Angle
1041C	-	-	-
	WH White RAL 9010	2490 2400K 90CRI	NA Narrow 19°
	BK Black RAL 9005	2798 2700K 98CRI	ME Medium 25°
	AL Brushed Aluminium	3098 3000K 98CRI	WD Wide 37°
	RB Rubbed Bronze	3598 3500K 98CRI	VW Very Wide 50°
	PB Polished Brass	4095 4000K 95CRI	
	SB Brushed Brass		

Example Code: 1041C-WH-2798NA

*Premium & custom finishes are built to order, subject to an extended lead time & MOQ
See Drivers, Power Supplies and Accessories sections for further order codes

SOLO 11 PLUS SURFACE

25° MEDIUM BEAM

STATIC WHITE



OVERVIEW

Solo 11 Plus Surface is a Constant Current single source LED spotlight that is machined from aerospace grade aluminium 6063-T6 and comes as standard in white, black and brushed aluminium along with three premium brass finishes. It has four site-changeable optics for flexible beam distribution and 360° lockable pan and 90° constant torque tilt. The medium beam in our 8.80W 850lm module has a peak intensity of 3658cd. An accessory holder is available separately that can accommodate 37mm (1.45") lenses and louvers. This product requires an external 500mA 17.6V Constant Current LED driver.

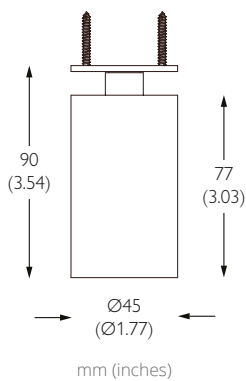
- UK PART L**
- Part L1A / L1B (Dwellings) ●
 - Part L2A (General)
 - Part L2A (Display) ●



PERFORMANCE

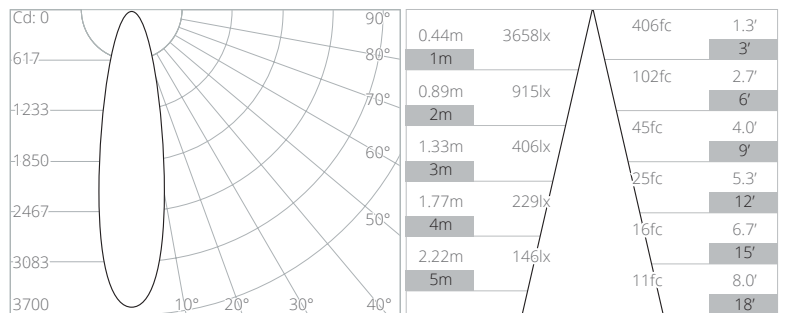
FWHM	25°	Category	IP20
Luminous Flux	710 lm	Material	Machined AL 6063-T6 Machined Brass
Peak Intensity	3658 cd	Finishes	Brushed Aluminium White RAL9010 Black RAL9005 Rubbed Bronze* Polished Brass* Brushed Brass *
CCT	2400K 2700K 3000K 3500K 4000K	Weight	150g 0.33lb
CRI Min.	92: 2400K 98: 2700K/3000K/3500K 95: 4000K	Mounting	Surface mounting plate
Drive Current	500 mA	Movement	Pan 360° Tilt 90°
Nom. Voltage	17.6 V	Lockable	Pan
Max. Wattage	8.80 W	Accessories	Separate Lenses Louver 37mm (1.45")
Dimming	0-10V DALI	TM65 TM66	10.18kgCO2e 2.2
Driver Type	Constant Current Remote	Lifetime	L90B10 50,000hrs 5 year warranty
Class	SELV Class III		

DIMENSIONS



PHOTOMETRY

CCT	Multiplier
2400K	x0.97
2700K	x0.93
3000K	x1.00
3500K	x1.05
4000K	x1.05



Data at 3000K

ORDER CODE

Model	Finish	CCT	Beam Angle
1041C	-	-	-
	WH White RAL 9010	2490 2400K 90CRI	NA Narrow 19°
	BK Black RAL 9005	2798 2700K 98CRI	ME Medium 25°
	AL Brushed Aluminium	3098 3000K 98CRI	WD Wide 37°
	RB Rubbed Bronze	3598 3500K 98CRI	VW Very Wide 50°
	PB Polished Brass	4095 4000K 95CRI	
	SB Brushed Brass		

Example Code: 1041C-WH-2798ME

*Premium & custom finishes are built to order, subject to an extended lead time & MOQ
See Drivers, Power Supplies and Accessories sections for further order codes

SOLO 11 PLUS SURFACE

37° WIDE BEAM

STATIC WHITE



OVERVIEW

Solo 11 Plus Surface is a Constant Current single source LED spotlight that is machined from aerospace grade aluminium 6063-T6 and comes as standard in white, black and brushed aluminium along with three premium brass finishes. It has four site-changeable optics for flexible beam distribution and 360° lockable pan and 90° constant torque tilt. The wide beam in our 8.80W 850lm module has a peak intensity of 1711 cd. An accessory holder is available separately that can accommodate 37mm (1.45") lenses and louvers. This product requires an external 500mA 17.6V Constant Current LED driver.

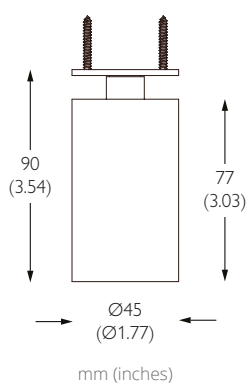
UK PART L Part L1A/ L1B (Dwellings) ●
Part L2A (General)
Part L2A (Display) ●



PERFORMANCE

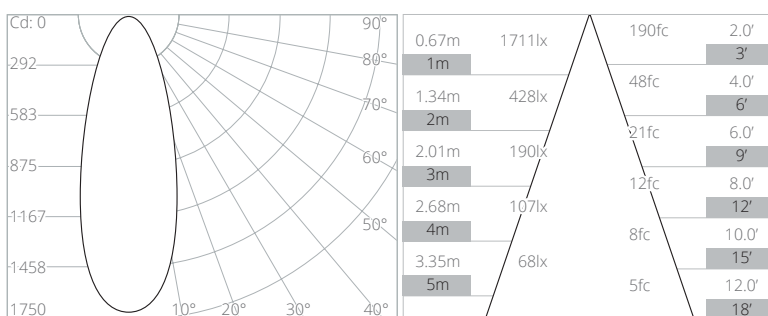
FWHM	37°	Category	IP20
Luminous Flux	713 lm	Material	Machined AL 6063-T6 Machined Brass
Peak Intensity	1711 cd	Finishes	Brushed Aluminium White RAL9010 Black RAL9005 Rubbed Bronze* Polished Brass* Brushed Brass *
CCT	2400K 2700K 3000K 3500K 4000K	Weight	150g 0.33lb
CRI Min.	92: 2400K 98: 2700K/3000K/3500K 95: 4000K	Mounting	Surface mounting plate
Drive Current	500 mA	Movement	Pan 360° Tilt 90°
Nom. Voltage	17.6 V	Lockable	Pan
Max. Wattage	8.80 W	Accessories	Separate Lenses Louver 37mm (1.45")
Dimming	0-10V DALI	TM65 TM66	10.18kgCO2e 2.2
Driver Type	Constant Current Remote	Lifetime	L90B10 50,000hrs 5 year warranty
Class	SELV Class III		

DIMENSIONS



PHOTOMETRY

CCT	Multiplier
2400K	x0.97
2700K	x0.93
3000K	x1.00
3500K	x1.05
4000K	x1.05



Data at 3000K

ORDER CODE

Model	Finish	CCT	Beam Angle
1041C	-	-	-
	WH White RAL 9010	2490 2400K 90CRI	NA Narrow 19°
	BK Black RAL 9005	2798 2700K 98CRI	ME Medium 25°
	AL Brushed Aluminium	3098 3000K 98CRI	WD Wide 37°
	RB Rubbed Bronze	3598 3500K 98CRI	VW Very Wide 50°
	PB Polished Brass	4095 4000K 95CRI	
	SB Brushed Brass		

Example Code: **1041C-WH-2798WD**

*Premium & custom finishes are built to order, subject to an extended lead time & MOQ
See Drivers, Power Supplies and Accessories sections for further order codes

SOLO 11 PLUS SURFACE

50° VERY WIDE BEAM

STATIC WHITE



OVERVIEW

Solo 11 Plus Surface is a Constant Current single source LED spotlight that is machined from aerospace grade aluminium 6063-T6 and comes as standard in white, black and brushed aluminium along with three premium brass finishes. It has four site-changeable optics for flexible beam distribution and 360° lockable pan and 90° constant torque tilt. The very wide beam in our 8.80W 850lm module has a peak intensity of 980cd. An accessory holder is available separately that can accommodate 37mm (1.45") lenses and louvers. This product requires an external 500mA 17.6V Constant Current LED driver.

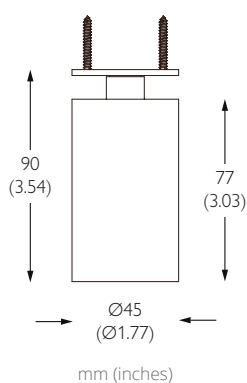
UK PART L Part L1A / L1B (Dwellings) ●
Part L2A (General)
Part L2A (Display) ●



PERFORMANCE

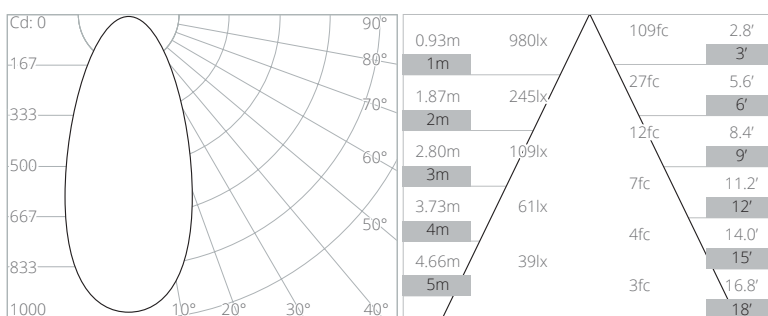
FWHM	50°	Category	IP20
Luminous Flux	674 lm	Material	Machined AL 6063-T6 Machined Brass
Peak Intensity	980 cd	Finishes	Brushed Aluminium White RAL9010 Black RAL9005 Rubbed Bronze* Polished Brass* Brushed Brass *
CCT	2400K 2700K 3000K 3500K 4000K	Weight	150g 0.33lb
CRI Min.	92: 2400K 98: 2700K/3000K/3500K 95: 4000K	Mounting	Surface mounting plate
Drive Current	500 mA	Movement	Pan 360° Tilt 90°
Nom. Voltage	17.6 V	Lockable	Pan
Max. Wattage	8.80 W	Accessories	Separate Lenses Louver 37mm (1.45")
Dimming	0-10V DALI	TM65 TM66	10.18kgCO2e 2.2
Driver Type	Constant Current Remote	Lifetime	L90B10 50,000hrs 5 year warranty
Class	SELV Class III		

DIMENSIONS



PHOTOMETRY

CCT	Multiplier
2400K	x0.97
2700K	x0.93
3000K	x1.00
3500K	x1.05
4000K	x1.05



Data at 3000K

ORDER CODE

Model	Finish	CCT	Beam Angle
1041C	-	-	-
	WH White RAL 9010	2490 2400K 90CRI	NA Narrow 19°
	BK Black RAL 9005	2798 2700K 98CRI	ME Medium 25°
	AL Brushed Aluminium	3098 3000K 98CRI	WD Wide 37°
	RB Rubbed Bronze	3598 3500K 98CRI	VW Very Wide 50°
	PB Polished Brass	4095 4000K 95CRI	
	SB Brushed Brass		

Example Code: **1041C-WH-2798VW**

*Premium & custom finishes are built to order, subject to an extended lead time & MOQ
See Drivers, Power Supplies and Accessories sections for further order codes

SOLO 11 PLUS SURFACE

DRIVER COMPATIBILITY

STATIC WHITE

DRIVERS

20W | DIMMING: DALI OR 0-10V

NO. OF LIGHTS PER DRIVER 1 to 2 in series

MIN DIM LEVEL 0.1%


VOLTAGE REGION 230V

FOR NORTH AMERICA No

WATTAGE 20W

SUPPLY TYPE Constant Current

DRIVER LOCATION Remote



DALI CODE PSCC-20-500-D-EL

0-10V CODE PSCC-20-500-A-EL

LENGTH 160mm (6.30") WIDTH 41mm (1.63") HEIGHT 30mm (1.18")



30W | DIMMING: DALI OR 0-10V

NO. OF LIGHTS PER DRIVER 1 to 2 in series

MIN DIM LEVEL 0.1%


VOLTAGE REGION 120V

FOR NORTH AMERICA Yes

WATTAGE 30W

SUPPLY TYPE Constant Current

DRIVER LOCATION Remote



DALI CODE USCC-30-500-D-EL-ENC

0-10V CODE USCC-30-500-A-EL-ENC

LENGTH 348mm (13.7") WIDTH 65mm (2.6") HEIGHT 47mm (1.9")



12W | DIMMING: PHASE

NO. OF LIGHTS PER DRIVER 1

MIN DIM LEVEL 1%

VOLTAGE REGION 120V

FOR NORTH AMERICA Yes

WATTAGE 12W

SUPPLY TYPE Constant Current

DRIVER LOCATION Remote



PHASE CODE USCC-12-500-P-HT-ENC





LENGTH 247mm (9.7") WIDTH 65mm (2.6") HEIGHT 47mm (1.9")










OPTICS & ACCESSORIES

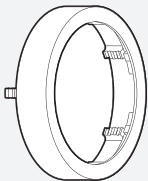
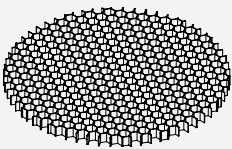
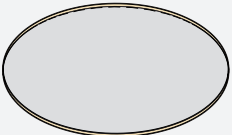
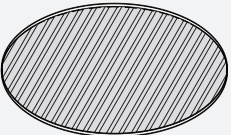
Optics can be changed in the field by simply unscrewing the optic cap, avoid touching the exposed LED when changing optic. Optics can be identified by molded ID no.

Optics



			
Narrow TIR Optic Molded ID 15 FWHM 19° Order Code HKHG-35-15-PMMA	Medium TIR Optic Molded ID 24 FWHM 25° Order Code HKHG-35-24-PMMA	Wide TIR Optic Molded ID 36 FWHM 37° Order Code HKHG-35-36-PMMA	Very Wide TIR Optic Molded ID 50 FWHM 50° Order Code HKHG-35-50-PMMA

Solo 16 requires a separate accessory holder, this can accommodate up to 2 accessories

 Linear	 Softening	 1/4 CTO	 Honeycomb
 Clip <i>Included with holder</i>	 Accessory	 Double Accessory Holder <i>Can hold 2 accessories</i>	

 Double Accessory Holder Ø43x14mm Ø1.69x0.551" Order Code 244-BK	 Honeycomb Louvre Ø37x3.2mm Ø1.26x0.126" Order Code 995-37-BK	 Softening Lens Ø37x3.2mm Ø1.26x0.126" Order Code 992-37	 Linear Lens Ø37x3.2mm Ø1.26x0.126" Order Code 992-37
---	--	---	---

Colour Modifiers

 1/4 CTO Filter Ø37x1.8mm Ø1.26x0.071" Order Code 997-1/4CTO-37	 Custom Colour Filter Ø37x1.8mm Ø1.26x0.071" Order Code Contact Sales Rep
---	--