

Power Supply Wiring Diagram - Tunable White

Models: PS-XX

Please read all instructions prior to installation and keep for future reference!

1. PRODUCT TO BE INSTALLED BY A QUALIFIED ELECTRICIAN.

REVO.1
05012025

1 / 13

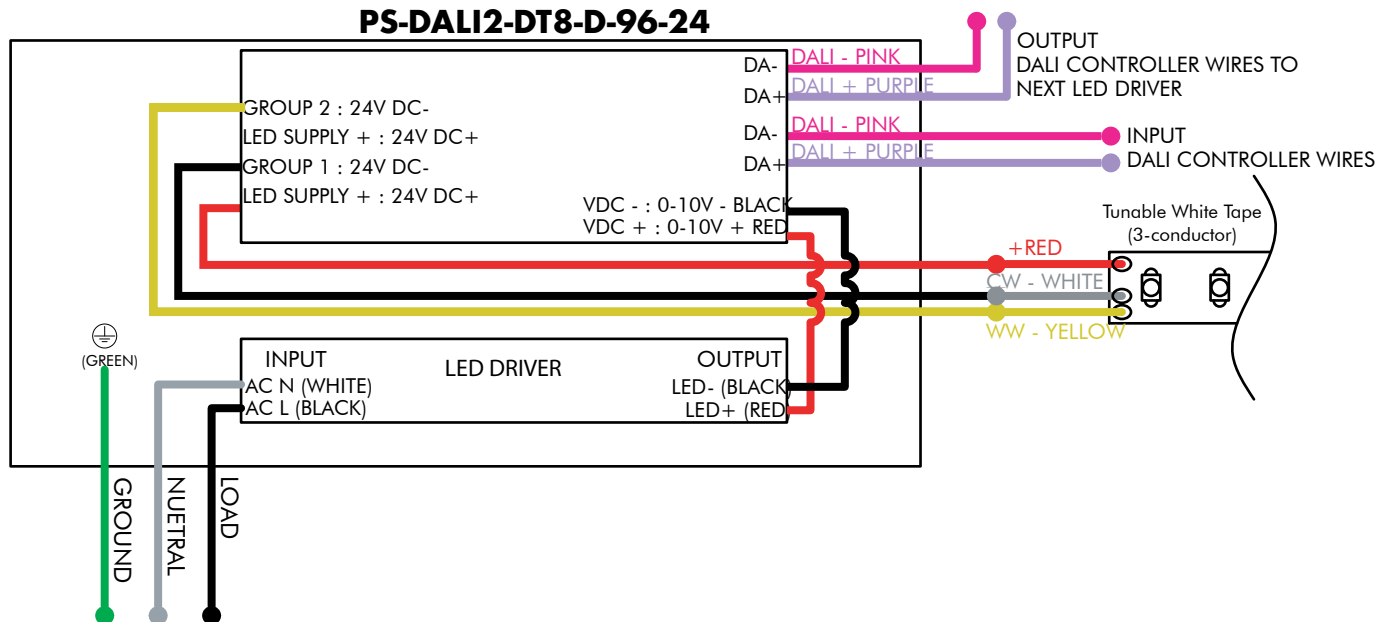


7777 Merrimac Ave
Niles, IL 60714
T 224.333.6033
F 224.757.7557
info@luminii.com
www.luminii.com

TUNABLE WHITE WIRING DIAGRAM

PS-DALI2-DT8-D-96-24

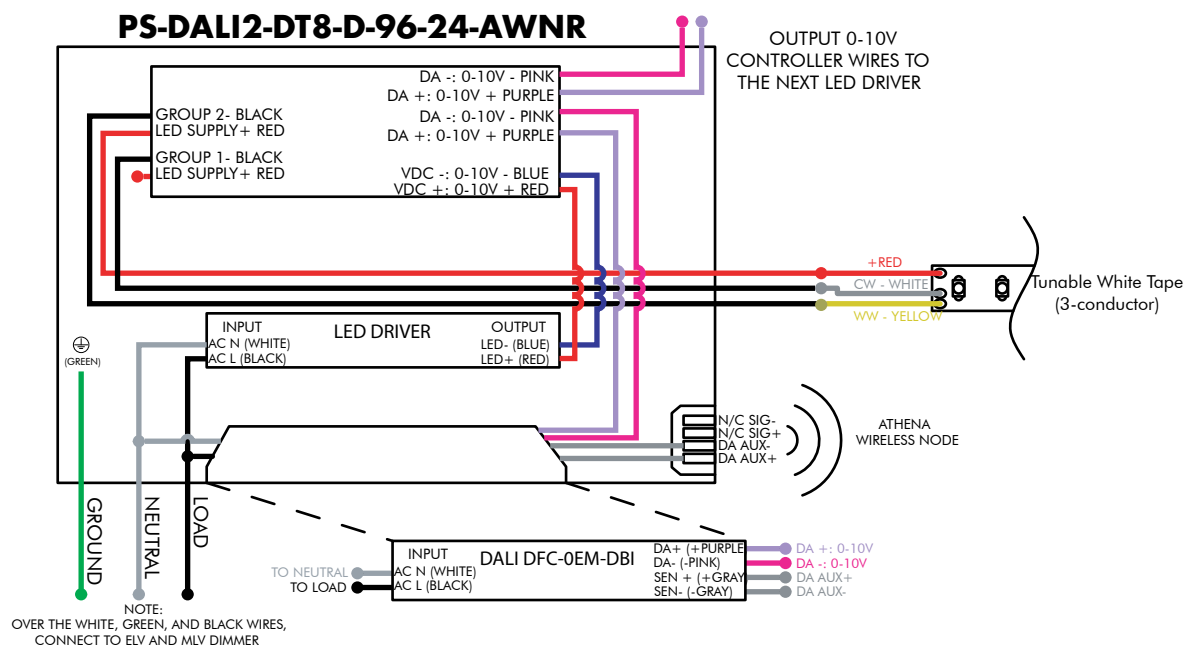
Power Supply, 120-277VAC- DALI2 DT8 Tunable White (0.1%)- Dry- 96 Watts- 24 VDC



TUNABLE WHITE WIRING DIAGRAM

PS-DALI2-DT8-D-96-24-AWNR

Power Supply, 120-277VAC- DALI2 DT8 Tunable White (0.1%)- Dry- 96 Watts- 24 VDC- Athena



Power Supply Wiring Diagram - Tunable White

Models: PS-XX

Please read all instructions prior to installation and keep for future reference!

1. PRODUCT TO BE INSTALLED BY A QUALIFIED ELECTRICIAN.

REVO.1
05012025

2 / 13

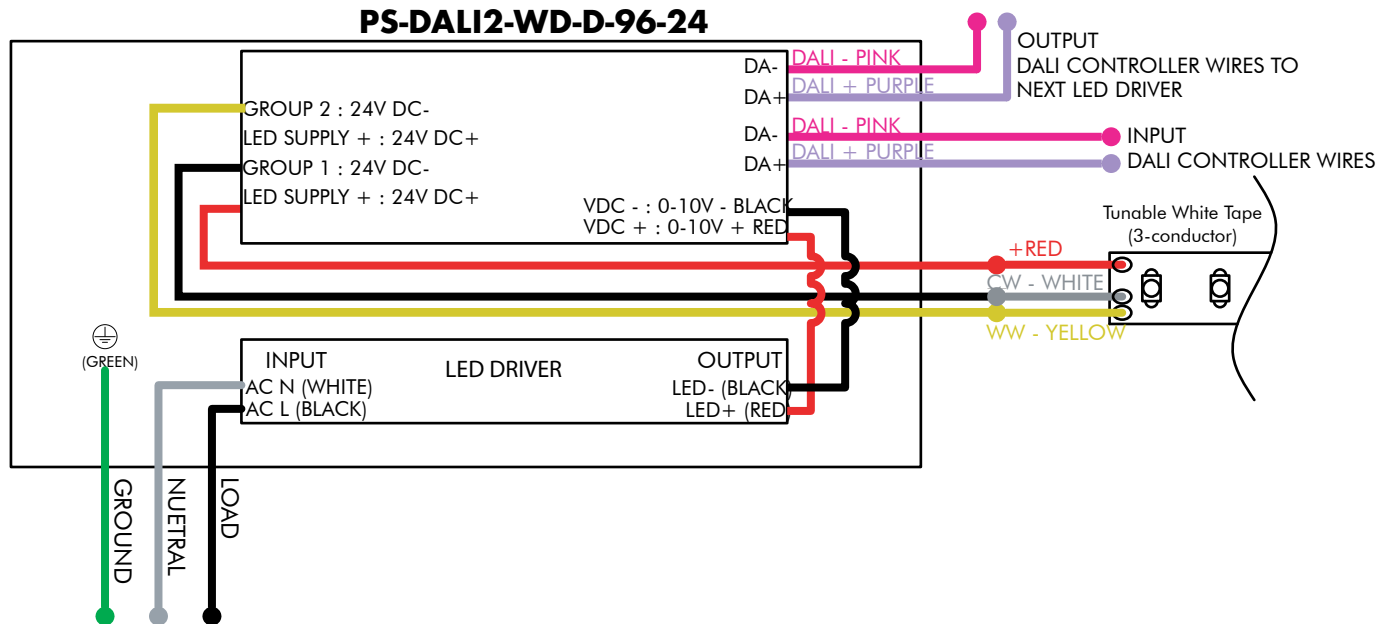


7777 Merrimac Ave
Niles, IL 60714
T 224.333.6033
F 224.757.7557
info@luminii.com
www.luminii.com

TUNABLE WHITE WIRING DIAGRAM

PS-DALI2-WD-D-96-24

Power Supply, 120-277VAC- DALI2 DT6 Warm Dim Tunable White (0.1%)- Dry- 96 Watts- 24 VDC



Power Supply Wiring Diagram - Tunable White

Models: PS-XX

Please read all instructions prior to installation and keep for future reference!

1. PRODUCT TO BE INSTALLED BY A QUALIFIED ELECTRICIAN.

REV0.1
05012025

3 / 13



7777 Merrimac Ave
Niles, IL 60714
T 224.333.6033
F 224.757.7557
info@luminii.com
www.luminii.com

Dim-to-Warm using Tunable White LED - WIRING DIAGRAM

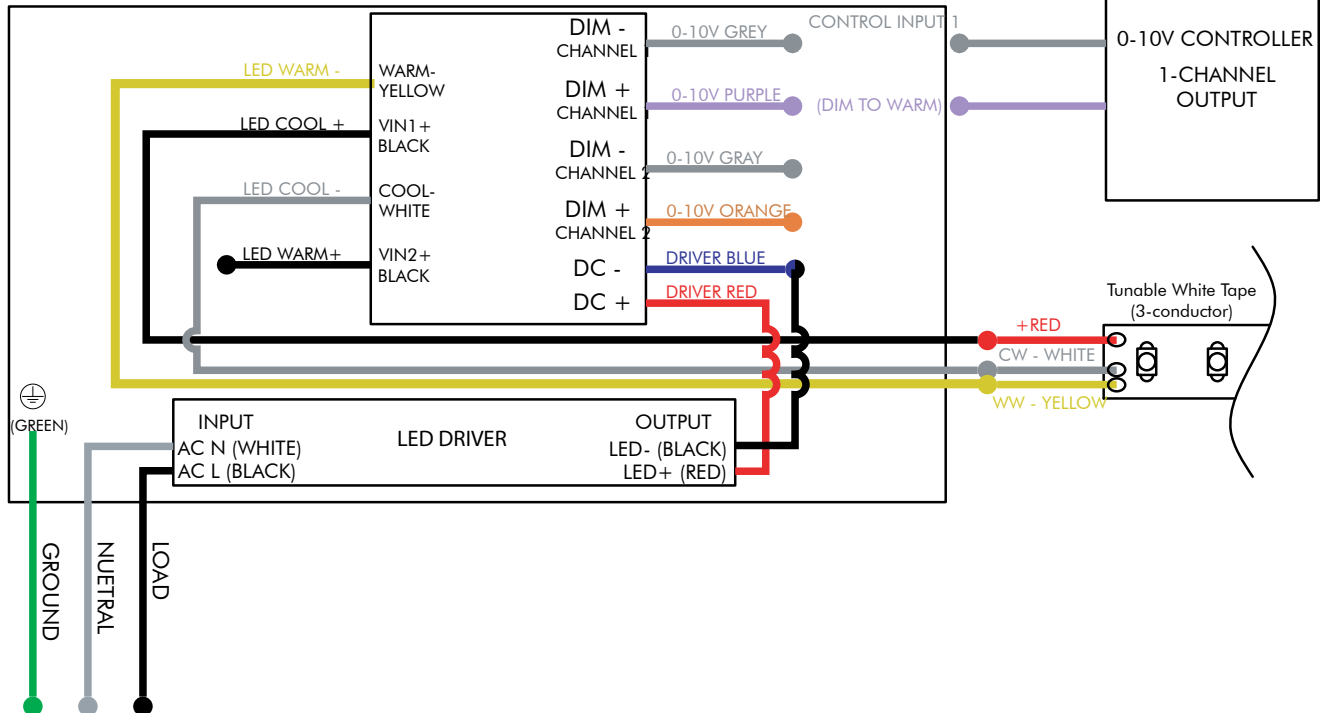
PS-010V-WD-D-96-24

Power Supply, 120-277VAC- 0-10V Dimming, Standard Warm Dim Curve (with Tunable White LED)- Dry- 96 Watts- 24 VDC



DIM.010.W3 0 - 10VDC CONTROL
DIMMING RANGE: 0-100% CLASS 2
LED DIM MODULE DRY & DAMP
LOCATIONS (10 - 30VDC-5A - 1Khz)

PS-010V-WD-D-96-24



Power Supply Wiring Diagram - Tunable White

Models: PS-XX

Please read all instructions prior to installation and keep for future reference!

1. PRODUCT TO BE INSTALLED BY A QUALIFIED ELECTRICIAN.

REVO.1
05012025

5 / 13



7777 Merrimac Ave
Niles, IL 60714
T 224.333.6033
F 224.757.7557
info@luminii.com
www.luminii.com

TUNABLE WHITE WIRING DIAGRAM

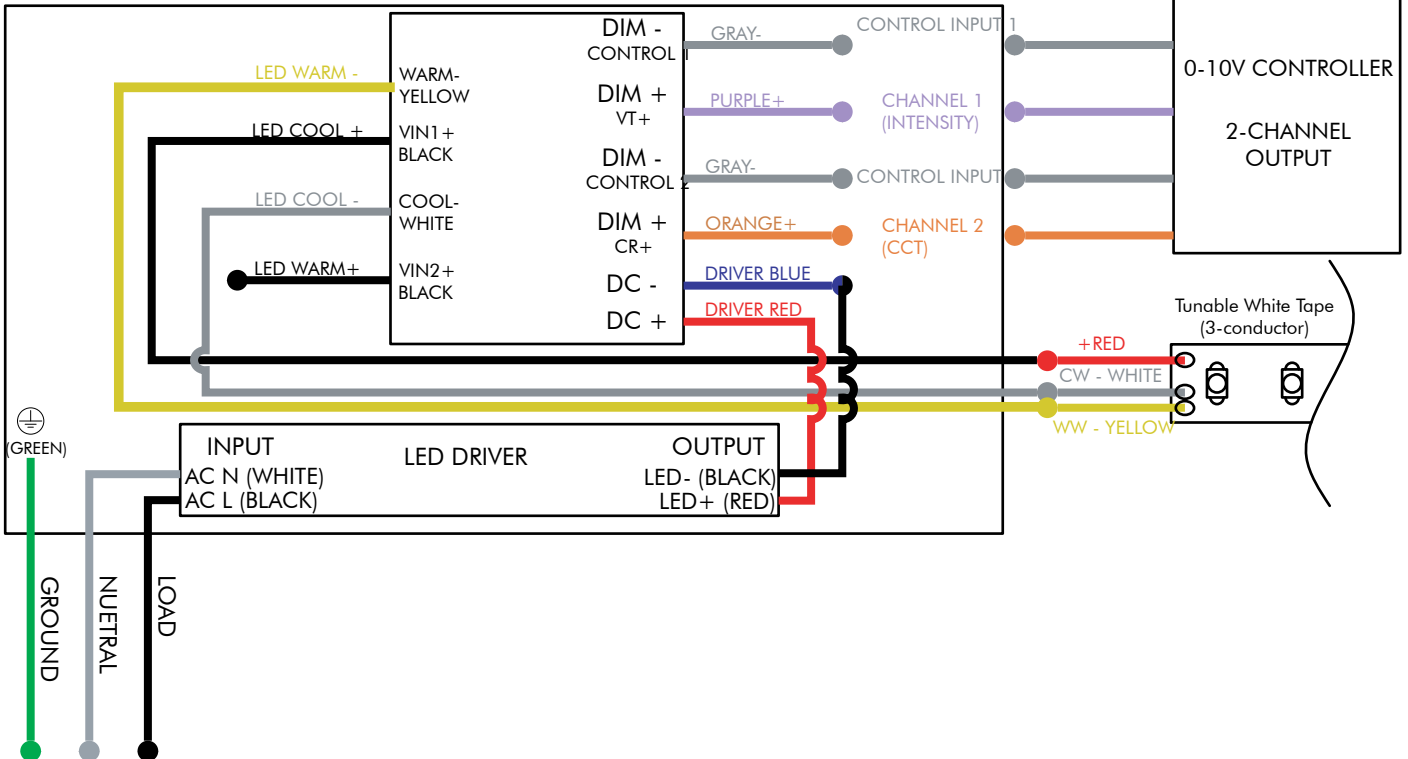
PS-010V-TW-D-96-24

Power Supply, 120-277VAC- 0-10V Dimming, Two Channel Control, Brightness and CCT1-CCT2 Ratio- Dry- 96 Watts- 24 VDC



DIM.010.W3 0 - 10VDC CONTROL
DIMMING RANGE: 0-100% CLASS 2
LED DIM MODULE DRY & DAMP
LOCATIONS (10 - 30VDC-5A - 1Khz)

PS-010V-TW-D-96-24



Power Supply Wiring Diagram - Tunable White

Models: PS-XX

Please read all instructions prior to installation and keep for future reference!

1. PRODUCT TO BE INSTALLED BY A QUALIFIED ELECTRICIAN.

REVO.1
05012025
6 / 13



7777 Merrimac Ave
Niles, IL 60714
T 224.333.6033
F 224.757.7557
info@luminii.com
www.luminii.com

Dim-to-Warm using Tunable White LED - WIRING DIAGRAM

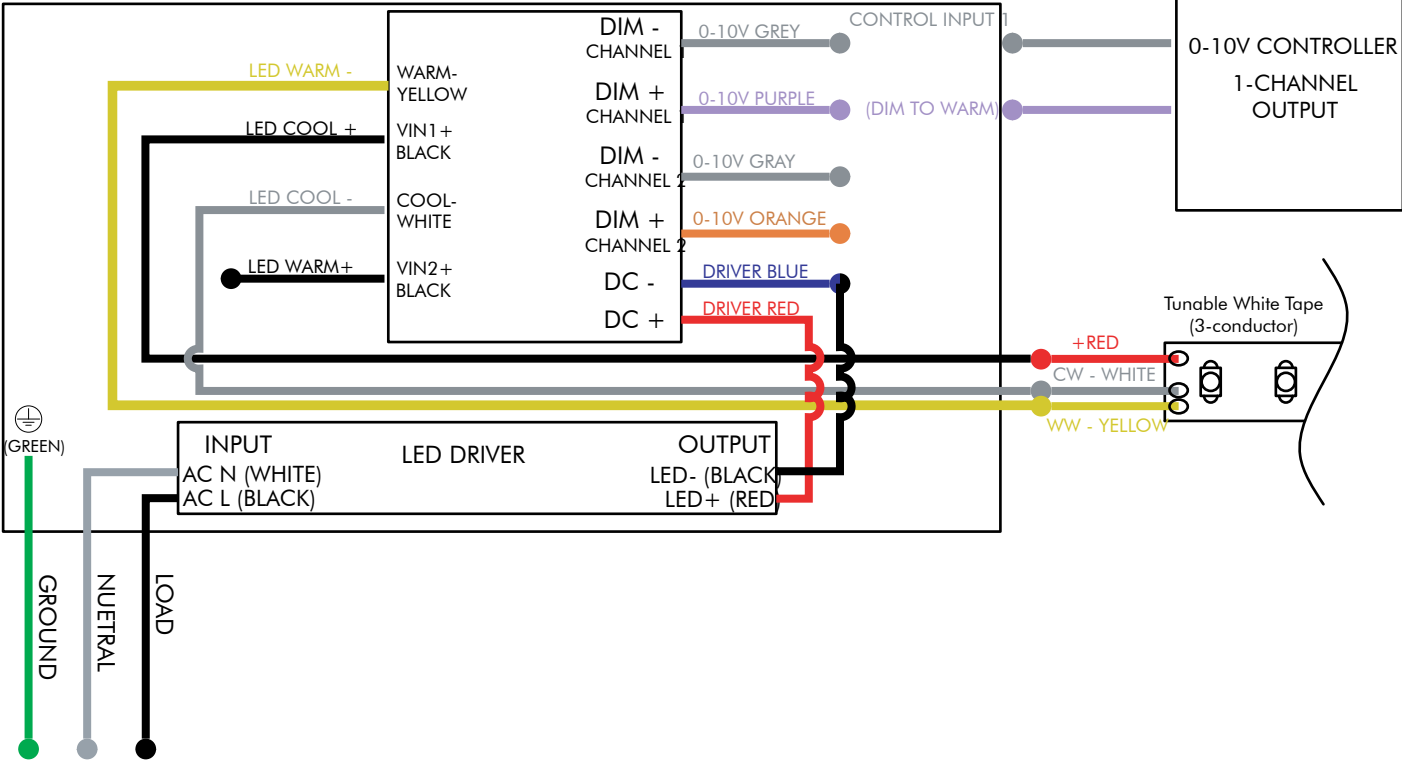
PS-010V-WDX-D-96-24

Power Supply, 120-277VAC- 0-10V Dimming, Customizable Warm Dim Curve (with Tunable White LED)- Dry- 96 Watts- 24 VDC



DIM.010.W3 0 - 10VDC CONTROL
DIMMING RANGE: 0-100% CLASS 2
LED DIM MODULE DRY & DAMP
LOCATIONS (10 - 30VDC-5A - 1Khz)

PS-010V-WDX-D-96-24



Power Supply Wiring Diagram - Tunable White

Models: PS-XX

Please read all instructions prior to installation and keep for future reference!

1. PRODUCT TO BE INSTALLED BY A QUALIFIED ELECTRICIAN.

REVO.1
05012025

7 / 13



7777 Merrimac Ave
Niles, IL 60714
T 224.333.6033
F 224.757.7557
info@luminii.com
www.luminii.com

TUNABLE WHITE WIRING DIAGRAM

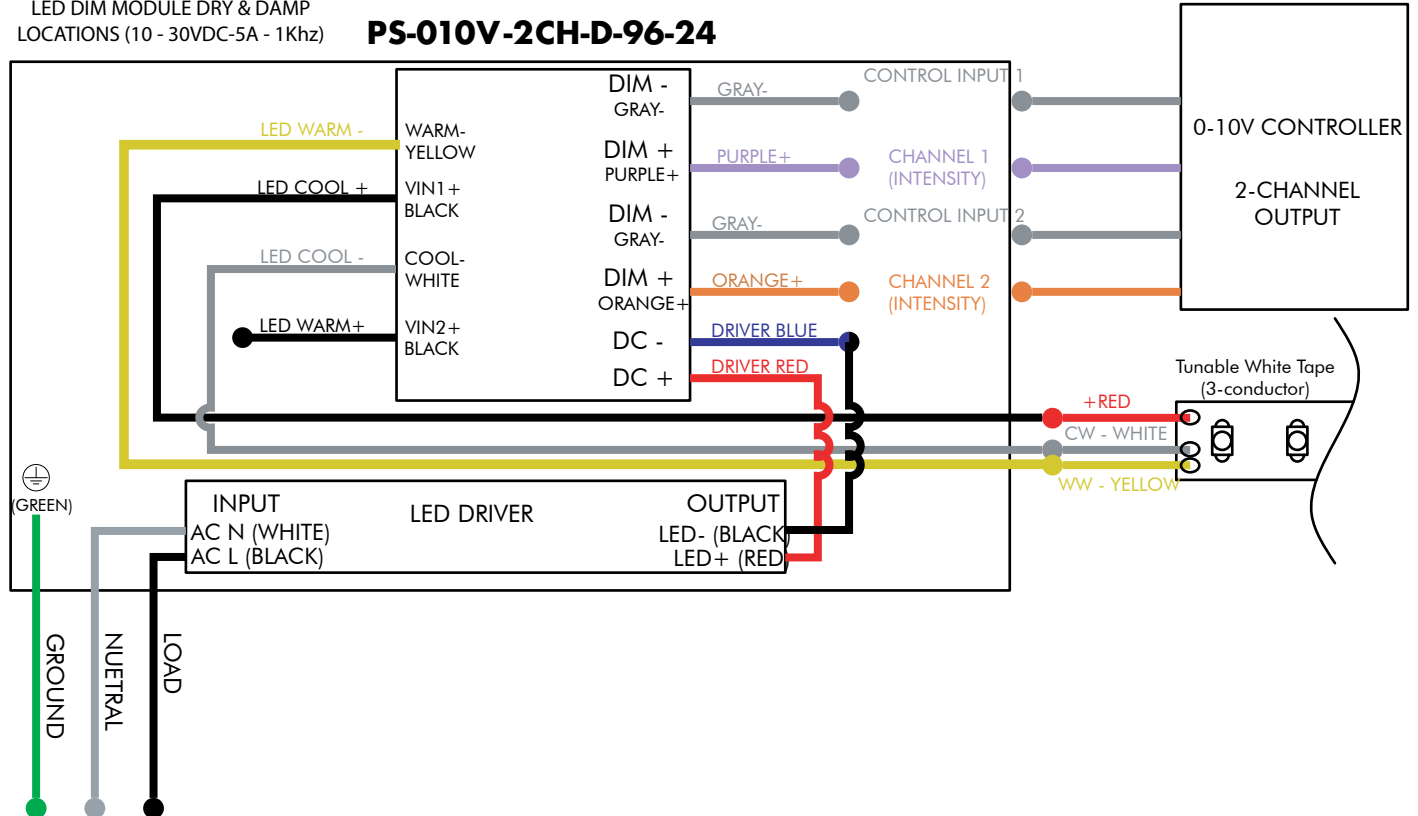
PS-010V-2CH-D-96-24

Power Supply, 120-277VAC- 0-10V Dimming, Two Channel Control, LED1 Brightness and LED2 Brightness- Dry- 96 Watts- 24 VDC



DIM.010.W3 0 - 10VDC CONTROL
DIMMING RANGE: 0-100% CLASS 2
LED DIM MODULE DRY & DAMP
LOCATIONS (10 - 30VDC-5A - 1Khz)

PS-010V-2CH-D-96-24



Power Supply Wiring Diagram - Tunable White

Models: PS-XX

Please read all instructions prior to installation and keep for future reference!

1. PRODUCT TO BE INSTALLED BY A QUALIFIED ELECTRICIAN.

REVO.1
05012025

8 / 13



7777 Merrimac Ave
Niles, IL 60714
T 224.333.6033
F 224.757.7557
info@luminii.com
www.luminii.com

TUNABLE WHITE WIRING DIAGRAM

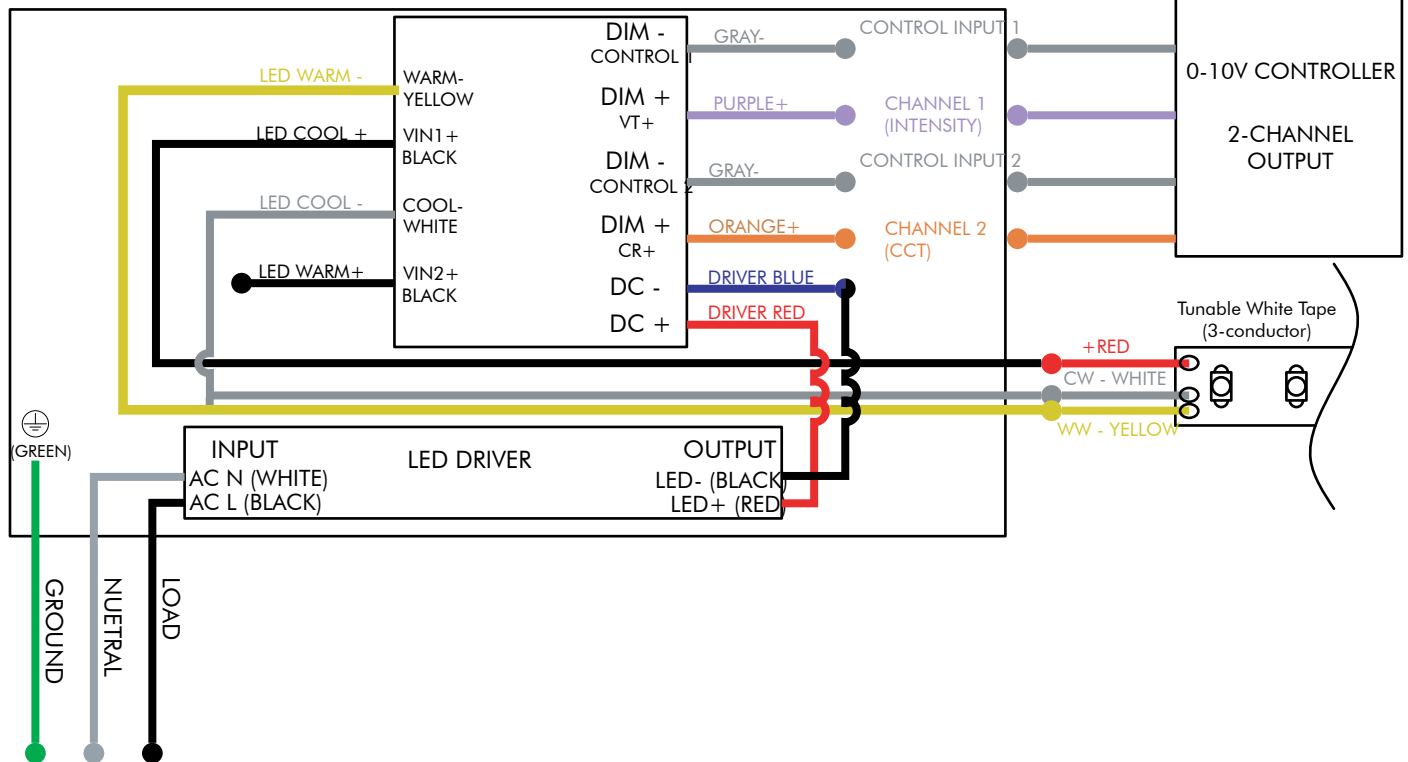
PS-010V-2CHX-D-96-24

Power Supply, 120-277VAC- 0-10V Dimming, Two Channel Control, Customizable Brightness and CCT1-CCT2 Ratio- Dry- 96 Watts- 24 VDC



DIM.010.W3 0 - 10VDC CONTROL
DIMMING RANGE: 0-100% CLASS 2
LED DIM MODULE DRY & DAMP
LOCATIONS (10 - 30VDC-5A - 1Khz)

PS-010V-2CHX-D-96-24



Power Supply Wiring Diagram - Tunable White

Models: PS-XX

Please read all instructions prior to installation and keep for future reference!

1. PRODUCT TO BE INSTALLED BY A QUALIFIED ELECTRICIAN.

REVO.1
05012025

9 / 13



7777 Merrimac Ave
Niles, IL 60714
T 224.333.6033
F 224.757.7557
info@luminii.com
www.luminii.com

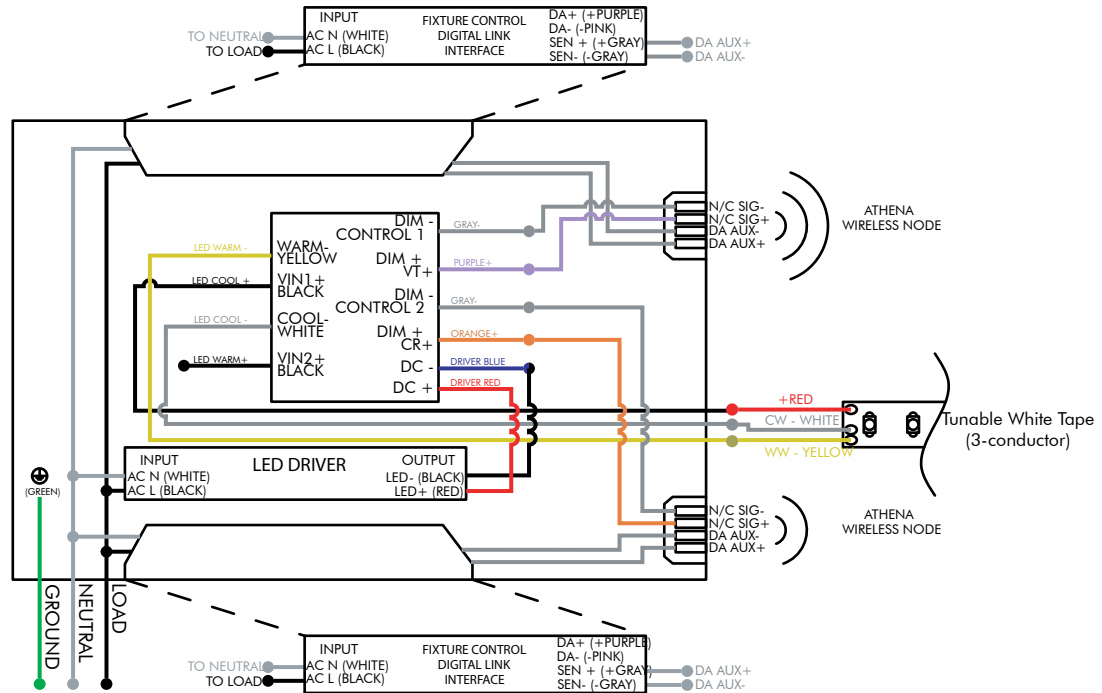
TUNABLE WHITE WIRING DIAGRAM

PS-010V-2CH-D-96-24-AWNR

Power Supply, 120-277VAC- 0-10V Dimming, Two Channel Control, LED1 Brightness and LED2 Brightness - Dry- 96 Watts- 24 VDC- Athena



PS-010V-2CH-D-96-24-AWNR



Power Supply Wiring Diagram - Tunable White

Models: PS-XX

Please read all instructions prior to installation and keep for future reference!

1. PRODUCT TO BE INSTALLED BY A QUALIFIED ELECTRICIAN.

REVO.1
05012025

10 / 13



7777 Merrimac Ave
Niles, IL 60714
T 224.333.6033
F 224.757.7557
info@luminii.com
www.luminii.com

TUNABLE WHITE WIRING DIAGRAM

PS-DMX-D-96-24

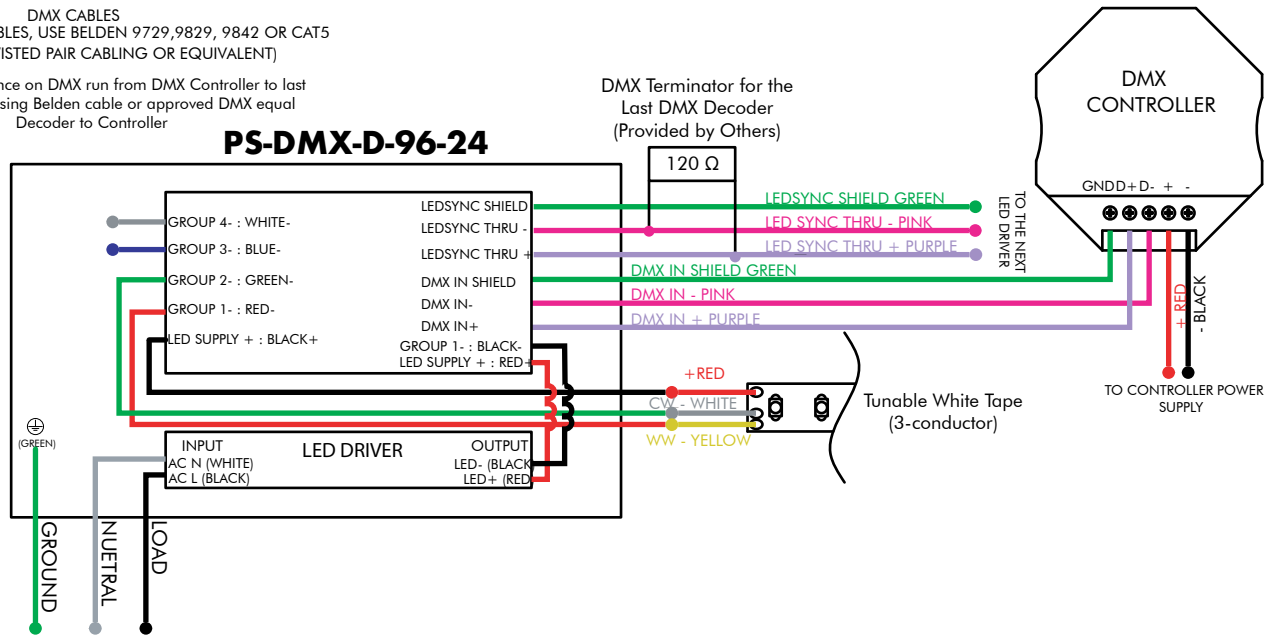
Power Supply, 120-277VAC- DMX (0.1%)- Dry- 96 Watts- 24 VDC

Do not use wire nuts for any DMX connections.

DMX CABLES
(FOR DMX CABLES, USE BELDEN 9729,9829, 9842 OR CAT5
SHIELDED TWISTED PAIR CABLING OR EQUIVALENT)

1000ft max distance on DMX run from DMX Controller to last
decoder when using Belden cable or approved DMX equal
Decoder to Controller

PS-DMX-D-96-24



Power Supply Wiring Diagram - Tunable White

Models: PS-XX

Please read all instructions prior to installation and keep for future reference!

1. PRODUCT TO BE INSTALLED BY A QUALIFIED ELECTRICIAN.

REVO.1
05012025

11 / 13



7777 Merrimac Ave
Niles, IL 60714
T 224.333.6033
F 224.757.7557
info@luminii.com
www.luminii.com

TUNABLE WHITE WIRING DIAGRAM

PS-DMX-D-3X96-24

Power Supply, 120-277VAC- DMX (0.1%)- Dry- 3x96 Watts- 24 VDC

Do not use wire nuts for any DMX connections.

