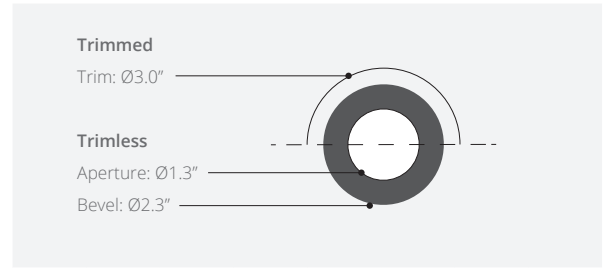


# MINIMO PRO

WITH PRECISION WARM DIM LIGHT ENGINE

WARM DIM



## OVERVIEW

Minimo Pro features the all-new Precision Warm Dim light engine: Precision Warm Dim delivers an incandescent mimicking dim curve, warming from 3000K to 1800K through a single source color-mixing TIR optic. This is a constant current downlight machined from aerospace grade aluminum 6063-T6 and comes with a range of standard and premium finishes. It has four tool-less field changeable optics for flexible beam distribution. Minimo Pro has up to 35° tilt whilst the integral accessory holder can accommodate a lens or louver for additional glare control.

## KEY FEATURES

- Fixed or 35° adjustable tilt
- Tool-less field changeable optics
- Dynamic CCT COB light engine
- Beveled or Pinhole aesthetic
- Trimmed or Trimless
- IC rated

	3000K - 1800K Warm Dim			
	Medium	Wide	Very Wide	Ultra Wide
FWHM	25°	30°	40°	50°
Lumen	874 lm	902 lm	892 lm	877 lm
Peak cd	3600 cd	2930 cd	1560 cd	1080 cd
CCT	3000 - 1800K			
CRI Min	94 CRI			
LED Current	0.35 A			
Voltage In	120-277 VAC			
Wattage	12.6 W			
Efficacy	72 lm/W			
Driver Type	Integral Phase & 0-10V   Remote DALI, DMX, 0-10V			
Location	UL Dry & Damp location			

\* Luminous Flux @ 3000K as delivered

## LUMINAIRE ORDER CODE

Base Code	Function	Trim Type	Aperture	CCT	Output	Beam Angle	Trim Finish	Aperture Finish
MP								
F	Fixed	L Trimless	F Flat pinhole	WD3 3000-1800K	10 1000lm	M Medium 25°	Pinhole finish options	
A	Adjustable	T Trimmed	B Beveled			W Wide 30°	XX Trimless	WH White RAL9010
						V Very Wide 40°	WH White RAL9010	BK Black RAL9005
						U Ultra Wide 50°	BK Black RAL9005	
							Beveled finish options	
							XX Trimless	WH White RAL9010
							WH White RAL9010	BK Black RAL9005
							BK Black RAL9005	MG Matt Gold Paint
							AL Brushed Aluminium	
							RB Rubbed Bronze <sup>1</sup>	
							PB Polished Brass <sup>1</sup>	
							BR Brushed Brass <sup>1</sup>	
							PC Polished Chrome <sup>1</sup>	

## HOUSING / DRIVER ORDER CODE

Base Code	Type	Trim Type	Output	Driver
MP				
HIC	Housing IC Rated	To match fixture above	10 1000lm	UNV Universal Phase / 0-10V 1% dim
HCP	Housing Chicago Plenum Rated			Remote Driver Options
				010L 0-10V Linear 0.1% dim
				010G 0-10V Logarithmic 0.1% dim
				DALI DALI 0.1% dim
				DMX DMX 0.1% dim
				LUTE Lutron Ecosystem 0.1% dim
				ND Housing only, remote driver required

Notes  
<sup>1</sup> Premium & custom finishes are built to order, subject to an extended lead time.

<sup>2</sup> When using ND spec a standalone remote driver is required.

Code example  
Fixture: MPA-TF-TW3-10-M-WHWH  
Housing / Driver: MP-HIC-T-10-210L

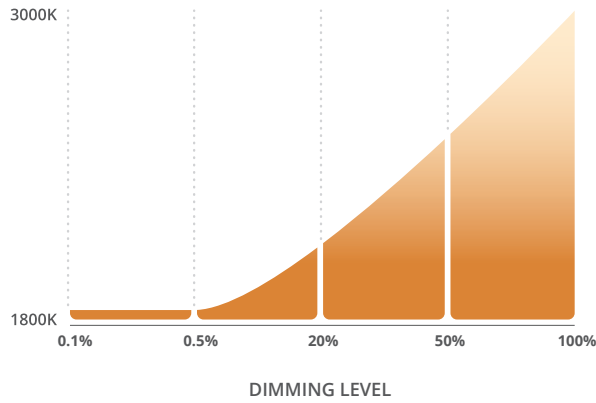
# MINIMO PRO

WITH PRECISION WARM DIM LIGHT ENGINE

WARM DIM

## LIGHT ENGINE SELECTION

Precision's Warm Dim technology utilises fixture-integrated electronics that warms the colour temperature of the light as it dims; combining the beauty of Halogen with the efficacy of LEDs.



## LIFETIME & ENVIRONMENTAL

At Precision, we design and engineer our products with longevity in mind. Many of the components that make up our light fixtures are both modular and re-usable, making it possible to service and repair them throughout their life in service. Once our products reach the end of their useful life, it is possible to re-work and renew them in to a new product. We prioritise the use of recyclable materials in both our products and packaging, and encourage our customers to engage responsibly in the correct disposal of any materials we supply.

<b>Lifetime</b>	L90 50,000 hrs min
<b>Declare</b>	Yes: I-13 Red List Declared
<b>Title 24 JA8</b>	Certified
<b>Warranty</b>	5 Years

# MINIMO PRO

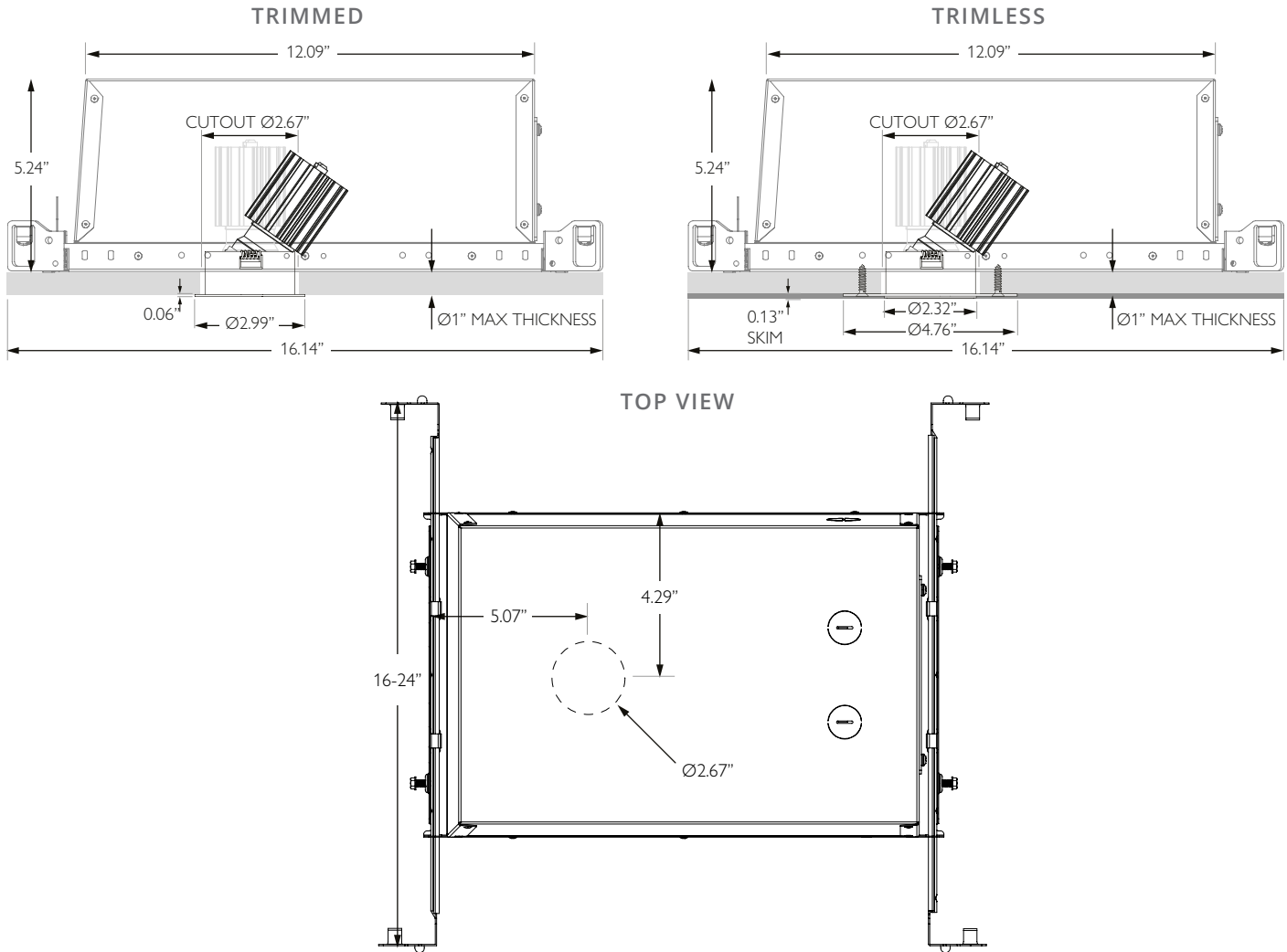
WITH PRECISION WARM DIM LIGHT ENGINE

WARM DIM

## MECHANICAL

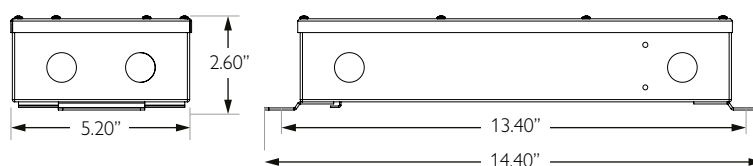
<b>Location</b>	Suitable for dry and damp loctions	<b>Ceiling Thickness</b>	0.12-1.00"
<b>Mounting</b>	Recessed, IC Rated	<b>Cutout</b>	Ø2.67"
<b>Adjustability</b>	Fixed or 35° Tilt, 360° Rotation	<b>Min Plenum</b>	5.25"
<b>Material</b>	Aluminium 6063-T6 & Steel	<b>Optics</b>	Field Changeable
<b>Weight</b>	6.18 lb (with integral driver)		

## DIMENSIONS



Notes - Integral driver -UNV Universal Phase / 0-10V 1% dim only.  
 For housing only -ND a remote driver is required to power the product  
 For Retrofit, or Non-IC pan frame installation please use the Intertek (ETL) certified style of Minimo, part code starting 'RC'

## REMOTE DRIVER DIMENSIONS



Notes - Remote driver required for DMX, DALI, Lutron & 0-10V with 0.1% dimming.

# MINIMO PRO

WITH PRECISION WARM DIM LIGHT ENGINE

WARM DIM

## TRIM & APERTURE TYPES



TRIMMED  
PINHOLE



TRIMLESS  
PINHOLE




TRIMMED  
BEVELED



TRIMLESS  
BEVELED

## TRIM FINISHES



WHITE

BLACK

BRUSHED  
ALUMINUM

POLISHED  
BRASS

BRUSHED  
BRASS

RUBBED  
BRONZE

POLISHED  
CHROME

## APERTURE FINISHES



BEVELED

PINHOLE

BLACK

MATTE GOLD

WHITE

WHITE

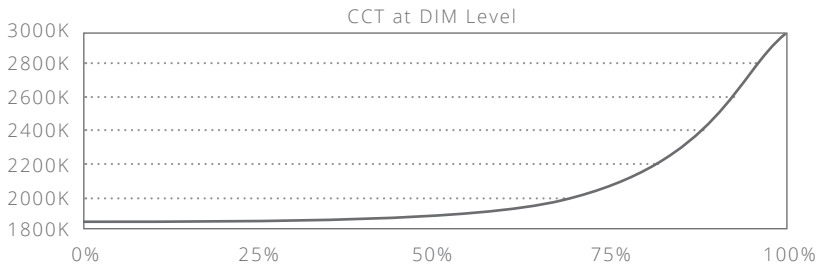
BLACK

# MINIMO PRO

WITH PRECISION WARM DIM LIGHT ENGINE

WARM DIM

## OUTPUT SCALING

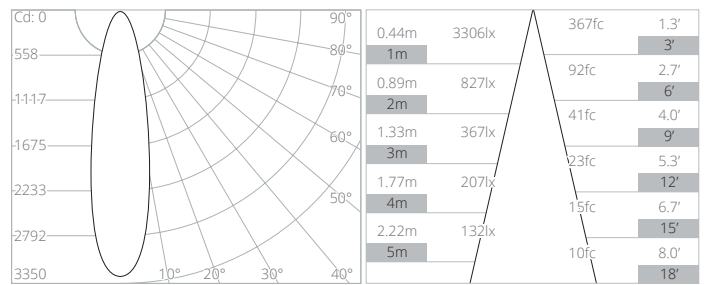



All diagrams and data measured at 3000K.

## PHOTOMETRY

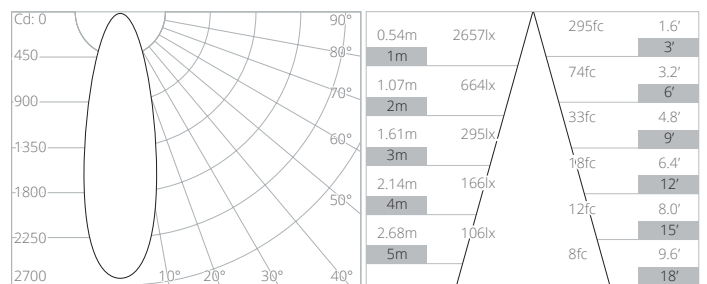
### Medium

FWHM	25°
Delivered Flux	878 lm
Peak Intensity	3306 cd
UGR	UGR 15.3



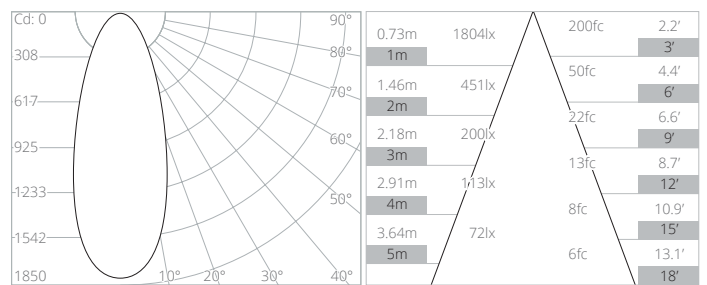

### Wide

FWHM	30°
Delivered Flux	865 lm
Peak Intensity	2657 cd
UGR	UGR 14.9



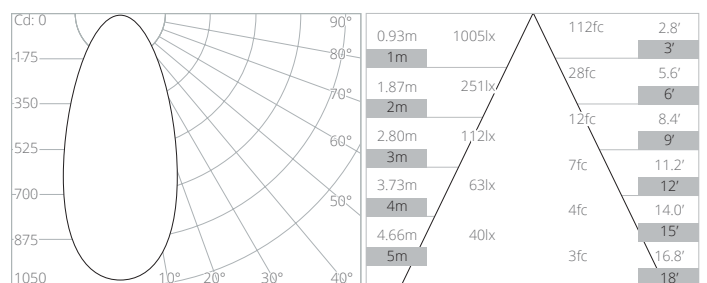

### Very Wide

FWHM	40°
Delivered Flux	867 lm
Peak Intensity	1804 cd
UGR	UGR 15.8



### Ultra Wide

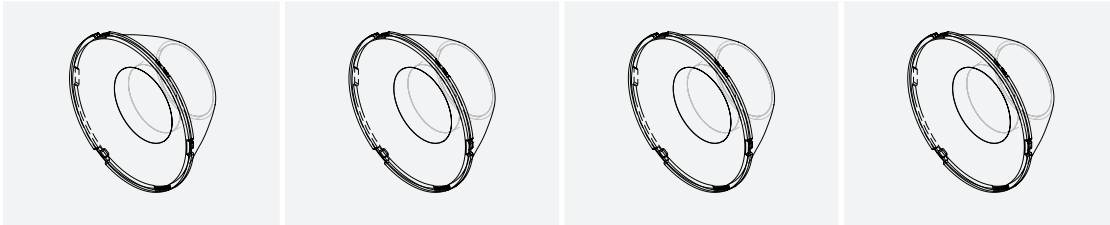
FWHM	50°
Delivered Flux	755 lm
Peak Intensity	1005 cd
UGR	UGR 19.8



## OPTICS & ACCESSORIES

Optics can be changed in the field by simply unscrewing the optic cap, avoid touching the exposed LED when changing optic.

### Optics



#### Narrow TIR Optic

For Minimo Plus

**Order Code**

HKRG-35-15-PC

#### Medium TIR Optic

For Minimo Plus

**Order Code**

HKRG-35-24-PC

#### Wide TIR Optic

For Minimo Plus

**Order Code**

HKRG-35-36-PC

#### Very Wide TIR Optic

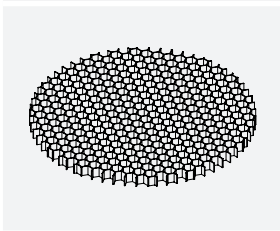
For Minimo Plus

**Order Code**

HKRG-35-50-PC

Minimo Warm Dim can accommodate up to 2 accessories. When 2 accessories are installed the white optic spacer must be removed.

### Glare Control



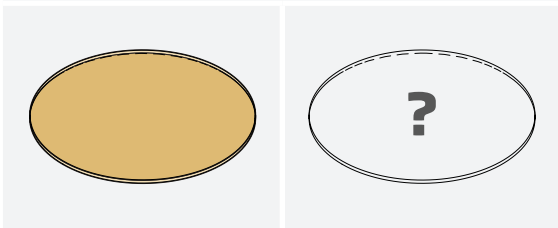
#### Honeycomb Louvre

Ø32x3.2mm | Ø1.26x0.126"

**Order Code**

995-32-BK

### Colour Modifiers



#### 1/4 CTO Filter

Ø32 x 18mm | Ø1.26 x 0.071"

**Order Code**

997-1/4CTO-32

#### Custom Colour Filter

Ø32 x 18mm | Ø1.26 x 0.071"

**Order Code**

Contact Sales Rep

# MINIMO PRO

WITH PRECISION WARM DIM LIGHT ENGINE

WARM DIM

## LUMINAIRE MODULE DETAILS

