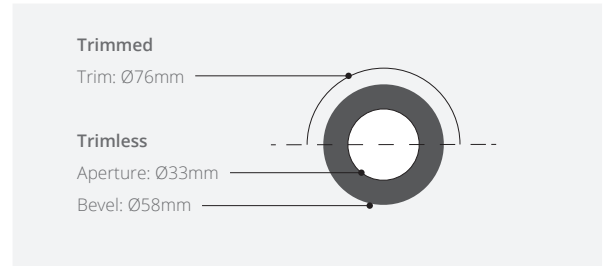


# MINIMO PRO

WITH PRECISION PLUS LIGHT ENGINE

STATIC WHITE



## OVERVIEW

Minimo Pro features the all-new Precision Plus light engine: Precision Plus offers specifiers the option of 1000+ lumen and ultra-high CRI (98CRI & 90+ R9) all through a single source TIR optic. This is a constant current downlight machined from aerospace grade aluminum 6063-T6 and comes with a range of standard and premium finishes. It has four tool-less field changeable optics for flexible beam distribution. Minimo Pro has up to 35° tilt whilst the integral accessory holder can accommodate a lens or louver for additional glare control.


## KEY FEATURES

- Fixed or 35° adjustable tilt
- Tool-less field changeable optics
- High power COB light engine
- Ultra high CRI and R9
- Beveled or Pinhole aesthetic
- Trimmed or Trimless

	plus*			
	Narrow	Medium	Wide	Very Wide
FWHM	19°	25°	37°	50°
Lumen	887 lm	1001 lm	997 lm	912 lm
Peak cd	6389 cd	5069 cd	2473 cd	1537 cd
CCT	2400K   2700K   3000K   3500K   4000K			
CRI Min	90 CRI   98 CRI   98 CRI   98 CRI   95 CRI			
LED Current	0.35 A			
LED Voltage	18V DC			
Wattage	12.6 W			
Efficacy	79 lm/W			
Driver Type	Remote DALI, 0-10V			
Location	IP20   IP54			

\* Luminous Flux @ 3000K as delivered

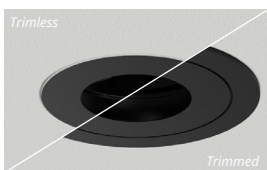
## LUMINAIRE ORDER CODE - BEVELED APERTURE



Trim Type	Function	Trim Finish	Aperture Finish	CCT	Beam Angle
RCD Trimmed	631C Fixed IP20	X Trimless	W White RAL 9010	2490 2700K	NA Narrow 19°
RCT Trimless	633C Fixed IP54	W White RAL 9010	B Black RAL 9005	2798 2700K	ME Medium 25°
	635C Adjustable IP20	B Black RAL 9005	G Matt Gold Paint	3098 3000K	WD Wide 37°
	637C Adjustable IP54	A Brushed Aluminium		3598 3500K	VW Very Wide 50°
		R Rubbed Bronze <sup>1</sup>		4095 4000K	
		P Polished Brass <sup>1</sup>			
		S Brushed Brass <sup>1</sup>			
		C Polished Chrome <sup>1</sup>			

Notes  
<sup>1</sup> Premium & custom finishes are built to order, subject to an extended lead time.  
 Code example: **RCD-636C-WW-3098NA**

## LUMINAIRE ORDER CODE - PINHOLE APERTURE



Trim Type	Function	Trim Finish	Aperture Finish	CCT	Beam Angle
RCD Trimmed	632C Fixed IP20	X Trimless	W White RAL 9010	2490 2700K	NA Narrow 19°
RCT Trimless	634C Fixed IP54	W White RAL 9010	B Black RAL 9005	2798 2700K	ME Medium 25°
	636C Adjustable IP20	B Black RAL 9005		3098 3000K	WD Wide 37°
	638C Adjustable IP54			3598 3500K	VW Very Wide 50°
				4095 4000K	

## DRIVER ORDER CODE

230V Driver

120/277V Driver (North America)

PSCC-20-700-A-EL 0-10V 0.1% dim. 1 light only  
 PSCC-20-700-D-EL DALI 0.1% dim. 1 light only

USCC-30-700-A-EL-ENC 0-10V 0.1% dim. 1 light only  
 USCC-30-700-D-EL-ENC DALI 0.1% dim. 1 light only

## LIGHT ENGINE SELECTION

Select from Precision's two carefully engineered Static White light engines for Minimo to best suit your application or project needs:

### plus<sup>+</sup>

Precision's Plus light engines offer the best balance between delivered lumens, beam quality and outstanding colour rendition.

- + Increased Lumen Output
- + CRI 98 Typical
- + 2 Step Binning

### ▸ intense ◀

Precision's signature Intense light engines offer tight, surgical beams combined with the highest Peak Intensity values available.

- + Ultra-Tight Beams
- + High Peak Cd
- + 2 Step Binning

## LIFETIME & ENVIRONMENTAL

At Precision, we design and engineer our products with longevity in mind. Many of the components that make up our light fixtures are both modular and re-usable, making it possible to service and repair them throughout their life in service. Once our products reach the end of their useful life, it is possible to re-work and renew them in to a new product. We prioritise the use of recyclable materials in both our products and packaging, and encourage our customers to engage responsibly in the correct disposal of any materials we supply.

### ▸ intense ◀    plus<sup>+</sup>

#### UK PART L

Part L1A / L1B (Dwellings)	●	●
Part L2A (General)	○	○
Part L2A (Display)	●	●
<b>CIBSE TM65</b>	13.09 Kg/CO2e	
<b>CIBSE TM66</b>	2.2	
<b>Lifetime</b>	L90 50,000 hrs min	
<b>Warranty</b>	5 Years	

# MINIMO PRO

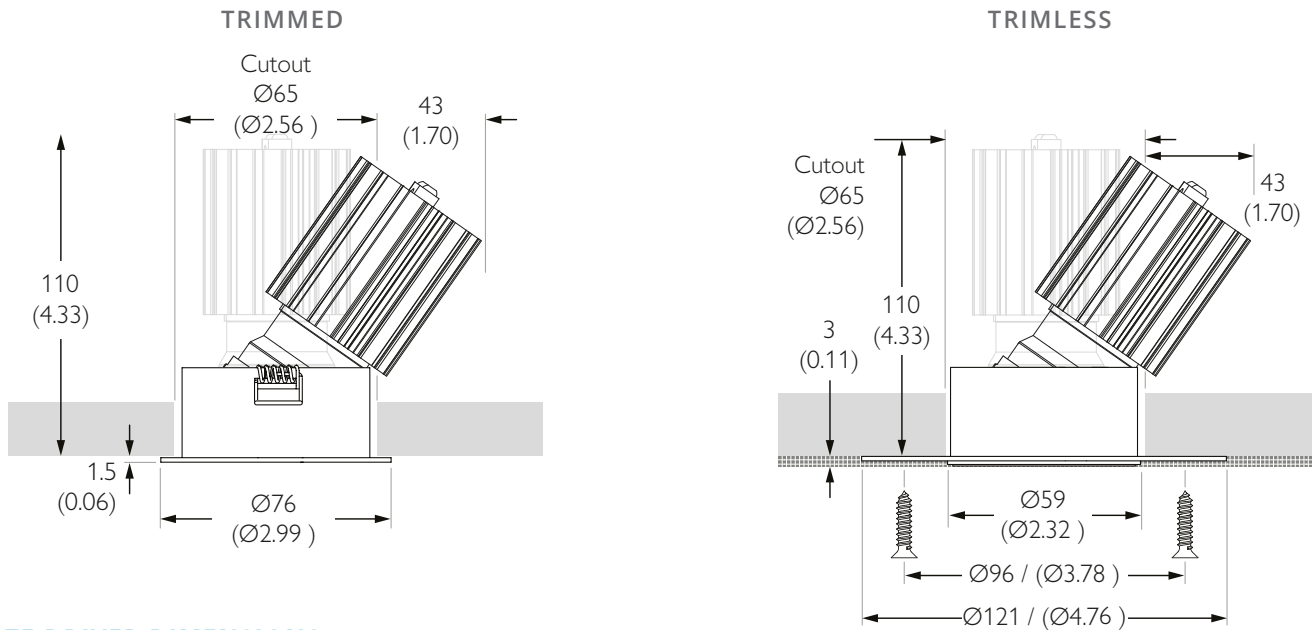
WITH PRECISION PLUS LIGHT ENGINE

STATIC WHITE

## MECHANICAL

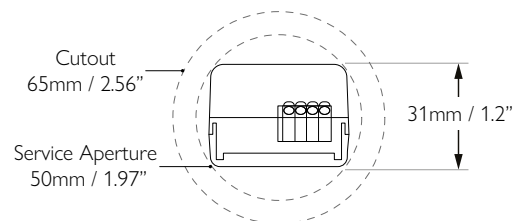
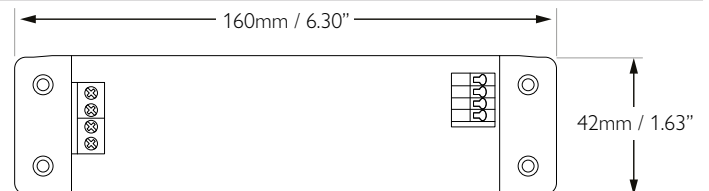
<b>Location</b>	IP20 or IP54	<b>Ceiling Thickness</b>	3-25mm
<b>Mounting</b>	Recessed - non-insulation-coverable	<b>Cutout</b>	ø65mm
<b>Adjustability</b>	Fixed or 35° Tilt, 360° Rotation	<b>Min Void</b>	130mm
<b>Material</b>	Aluminium 6063-T6	<b>Optics</b>	Site Changeable
<b>Weight</b>	250g		

## DIMENSIONS

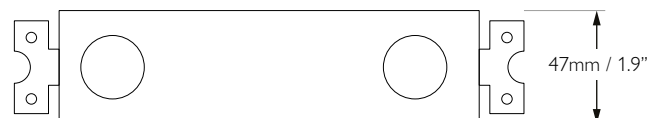
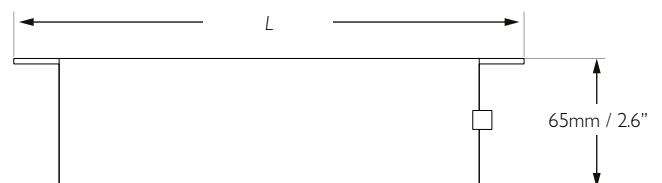


## REMOTE DRIVER DIMENSIONS

<b>Dim Type</b>	0-10V	DALI
<b>Voltage In</b>	230V AC	230V AC
<b>Min Dim %</b>	0.1%	0.1%
<b>Wiring Length</b>	36m series	36m series
<b>Code</b>	PSCC-20-700-A-EL	PSCC-20-700-D-EL



<b>Dim Type</b>	0-10V	DALI
<b>Voltage In</b>	120/277V AC	120/277V AC
<b>Min Dim %</b>	0.1%	0.1%
<b>Wiring Length</b>	36m series (118')	36m series (118')
<b>Length (L)</b>	348m (13.7')	348m (13.7')
<b>Code</b>	USCC-30-700-A-EL-ENC	USCC-30-700-D-EL-ENC



# MINIMO PRO

WITH PRECISION PLUS LIGHT ENGINE

STATIC WHITE

## TRIM & APERTURE TYPES



TRIMMED  
PINHOLE



TRIMLESS  
PINHOLE




TRIMMED  
BEVELED



TRIMLESS  
BEVELED

## TRIM FINISHES



WHITE

BLACK

BRUSHED  
ALUMINUM

POLISHED  
BRASS

BRUSHED  
BRASS

RUBBED  
BRONZE

POLISHED  
CHROME

## APERTURE FINISHES



BEVELED

PINHOLE

BLACK

MATTE GOLD

WHITE

WHITE

BLACK

# MINIMO PRO

WITH PRECISION PLUS LIGHT ENGINE

STATIC WHITE

## OUTPUT SCALING

CCT	Multiplier	CRI	R9	Rf	Rg	Max Delivered lm
2400K	0.97	92	90	90	99	970lm
2700K	0.93	98	95	95	101	931lm
<b>3000K</b>	<b>1.00</b>	<b>98</b>	<b>95</b>	<b>95</b>	<b>100</b>	<b>1001lm</b>
3500K	1.05	98	95	95	99	1051lm
4000K	1.05	95	90	90	99	1051lm

All diagrams and data measured at 3000K.

## PHOTOMETRY

Beam Type	FWHM	Delivered Flux	Peak Intensity	UGR
<b>Narrow</b>	19°	887 lm	6389 cd	UGR 12.2
<b>Medium</b>	25°	1001 lm	5069 cd	UGR 12.3
<b>Wide</b>	37°	997 lm	2473 cd	UGR 12.4
<b>Very Wide</b>	50°	912 lm	1537 cd	UGR 19.9

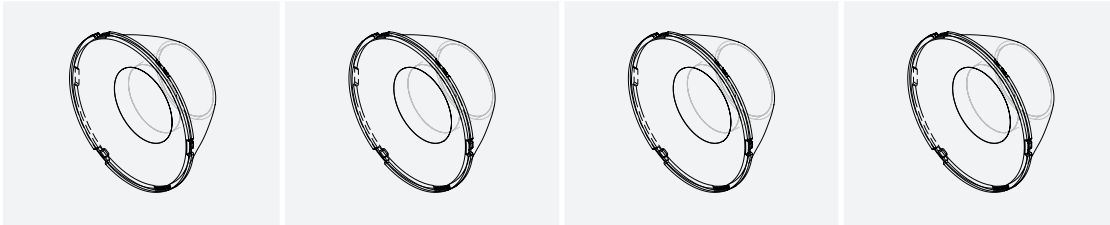
  

Beam Type	Beam Diameter (m)	Peak Intensity (lx)	Footcandle (fc)
Narrow	0.33m	6389lx	710fc
	1m	1597lx	177fc
	2m	710lx	79fc
	3m	399lx	44fc
	5m	256lx	28fc
Medium	0.44m	5069lx	563fc
	1m	1267lx	141fc
	2m	563lx	63fc
	3m	317lx	35fc
	5m	203lx	23fc
Wide	0.67m	2473lx	275fc
	1.34m	618lx	69fc
	2m	275lx	31fc
	3m	155lx	17fc
	5m	99lx	11fc
Very Wide	0.93m	1537lx	171fc
	1.87m	384lx	43fc
	2.80m	171lx	19fc
	3.73m	96lx	11fc
	4.66m	61lx	7fc

## OPTICS & ACCESSORIES

Optics can be changed in the field by simply unscrewing the optic cap, avoid touching the exposed LED when changing optic.

### Optics



#### Narrow TIR Optic

For Minimo Plus

#### Order Code

HKHG-35-15-PMMA

#### Medium TIR Optic

For Minimo Plus

#### Order Code

HKHG-35-24-PMMA

#### Wide TIR Optic

For Minimo Plus

#### Order Code

HKHG-35-36-PMMA

#### Very Wide TIR Optic

For Minimo Plus

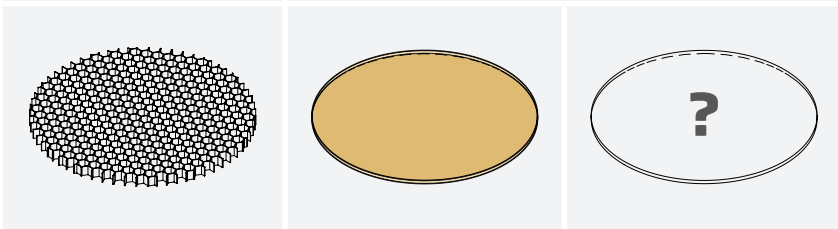
#### Order Code

HKHG-35-50-PMMA

Minimo Plus can accommodate up to 2 accessories. When 2 accessories are installed the white optic spacer must be removed.

### Glare Control

### Colour Modifiers



#### Honeycomb Louvre

Ø32x3.2mm | Ø1.26x0.126"

#### Order Code

995-32-BK

#### 1/4 CTO Filter

Ø32 x 18mm | Ø1.26 x 0.071"

#### Order Code

997-1/4CTO-32

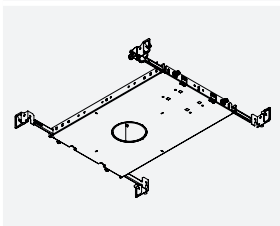
#### Custom Colour Filter

Ø32 x 18mm | Ø1.26 x 0.071"

#### Order Code

Contact Sales Rep

### Mounting



#### Pan frame with hangers

406-610mm | 16-24" spacing

#### Order Code

MP-PAN-NIC

# MINIMO PRO

precision  
by luminii

WITH PRECISION PLUS LIGHT ENGINE

STATIC WHITE

## LUMINAIRE MODULE DETAILS

