
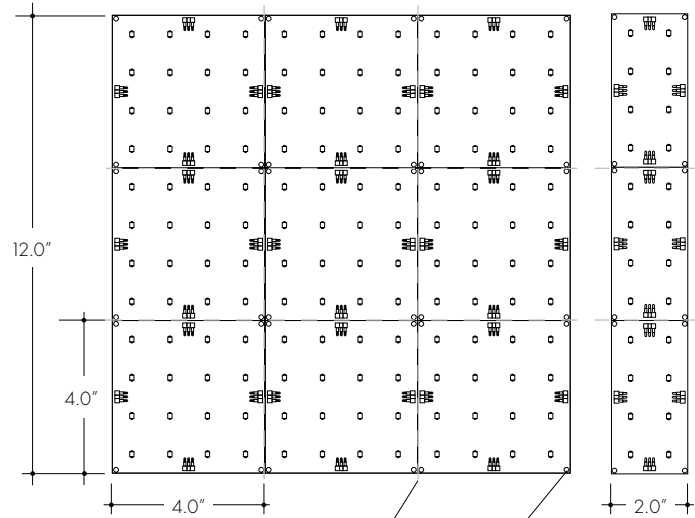


The Matrix Plus & Matrix Mini Plus is a small profile, modular, energy efficient, and flexible LED backlighting system that provides even backlight illumination with minimal cavity depth. The unique design allows it to be mounted directly on a surface. The Matrix Plus & Matrix Mini Plus is equipped with 3M™ adhesive transfer tape (9472LE), and secured in place with screws. The modular design allows for simple field installation in many different configurations. 5 year warranty. Lumen Maintenance: Calculated L90 at 173,000 hours for High Output.

Matrix Plus



Matrix Mini Plus



Cut along lines to separate into 9 sections for Matrix Plus & 3 sections Matrix Mini Plus. (Dash lines shown as reference)



Technical information

MODELS	Matrix Plus (LO)	Matrix Mini Plus (LO)	Matrix Plus (SO)	Matrix Mini Plus (SO)	Matrix Plus (HO)	Matrix Mini Plus (HO)
LEDs/unit	144	24	144	24	144	24
Lumens at 30K	430 lm	66 lm	832 lm	139 lm	1232 lm	213 lm
Power consumption	3.2 W	0.6 W	6.1 W	1.1 W	9.2 W	1.6 W
Lumens/Watt	134 lm/W	110 lm/W	136 lm/W	126 lm/W	134 lm/W	133 lm/W
Dimensions	12.00" W 12.00" L	12.00" W 2.00" L	12.00" W 12.00" L	12.00" W 2.00" L	12.00" W 12.00" L	12.00" W 2.00" L

CCT INFO/LUMEN MULTIPLIER		TM-30-15		
Color temperature	Multiplier <small>(reference - 3000K)</small>	CRI	R _f	R _g
3000K	1.00	93	91	100
3500K	1.06	93	90	100

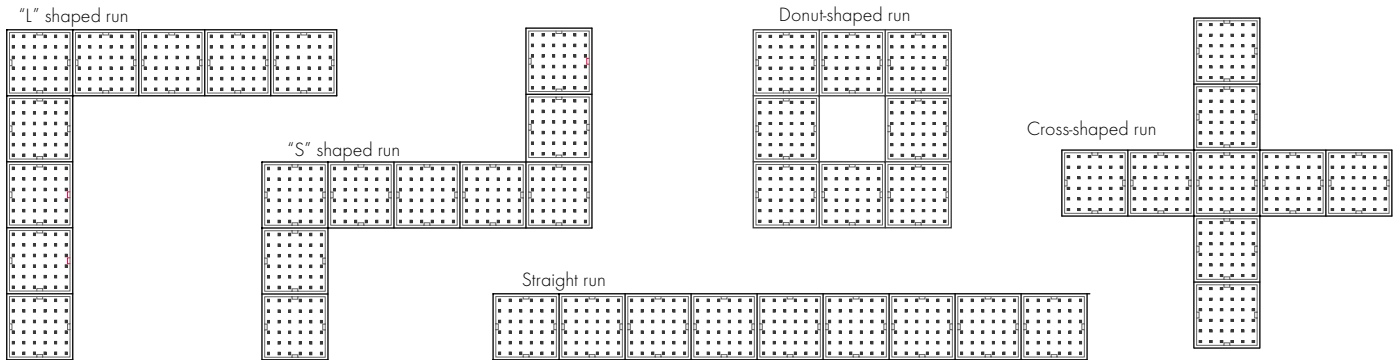
Ordering Code

MODEL ¹	OUTPUT	COLOR TEMPERATURE
MP-Matrix Plus MMP-Matrix Mini Plus	LO-Low SO-Standard HO-High	30K-3000K 35K-3500K

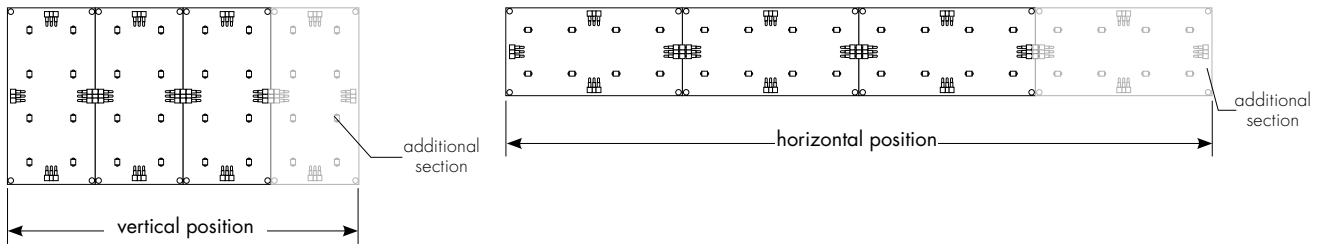
¹ - Please expect 10 week lead time

System Configurations

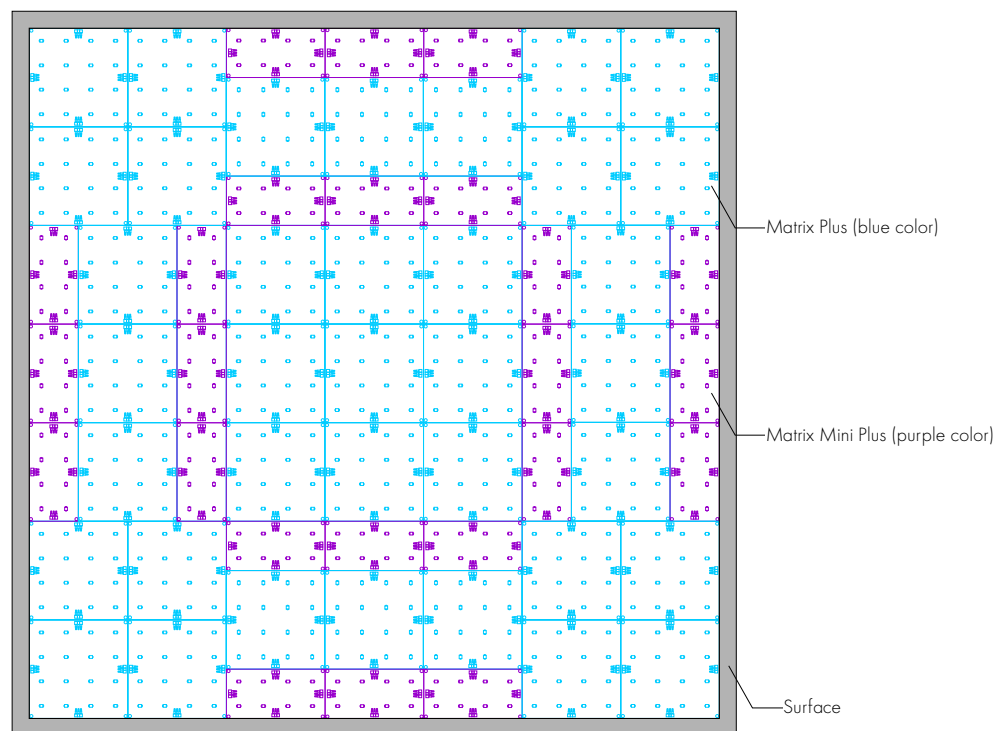
- Matrix Plus (not to scale)



- Matrix Mini Plus (not to scale)



- Matrix Plus & Matrix Mini Plus System (not to scale)



Connectors & Accessories

Male adaptor

A

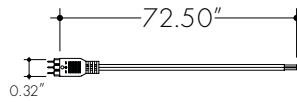


part number **MMP3**
 qty 5 included with Matrix order - extra adaptors can be ordered separately if necessary

3-pin connectors

B

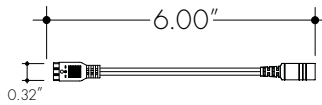
72" power feed
 Part # PF-FC-72-BK (black) or -WH (white)



DC to 3-pin connector


C

DC to 3-Pin converter
 Part # DC3



D

3", 12", 48", 72" flexible connector
 Part # FC-3-BK (black) or -WH (white)
 Part # FC-12-BK (black) or -WH (white)
 Part # FC-48-BK (black) or -WH (white)
 Part # FC-72-BK (black) or -WH (white)

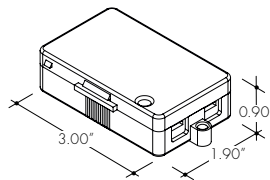


Accessories

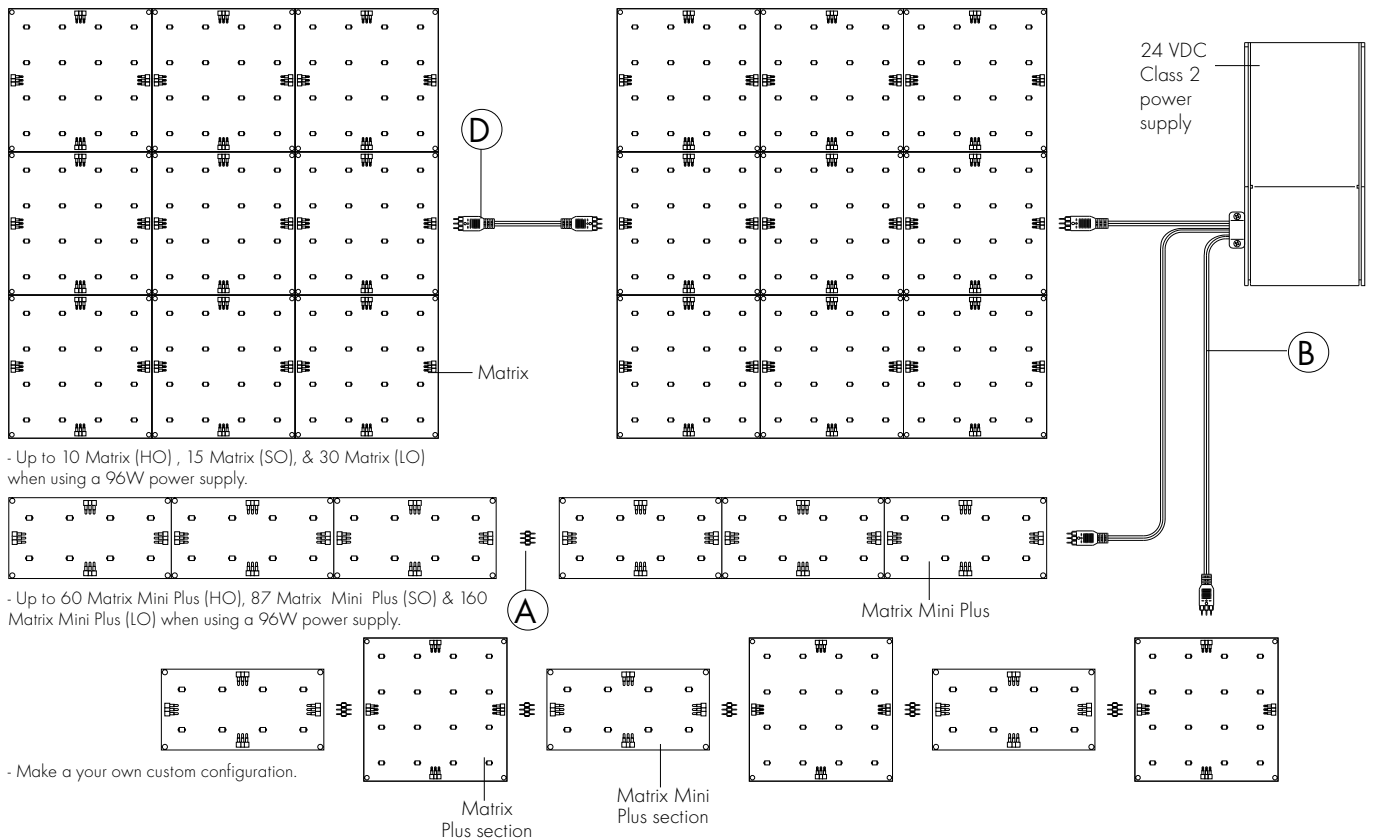
Splice Box:

Low voltage, 4 terminal splice box, black.

Part # LVSP-4T-BK



Sample layout with connectors



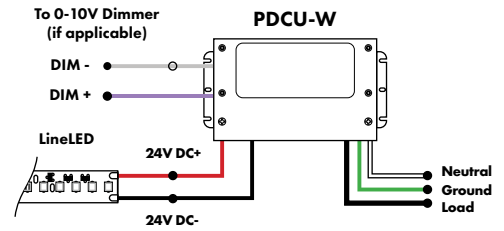
Power Supplies

See Power Supply instructions and spec sheet for wiring information. For a complete list of compatible dimmers, see Compatible Dimming Chart on the Resources page.

Universal Power Supply 1% 120VAC - 277VAC

MODEL	POWER	OUTPUT
PDCU-W - IP66 Wet Series	96 - 96 W 3X96 - 3X96 W	

0-10V dims down to 1%, MLV/ELV/TRIAC dims down to 1%.
For a complete list of compatible dimmers, see [Compatible Dimming Chart](#) on the Resources page.

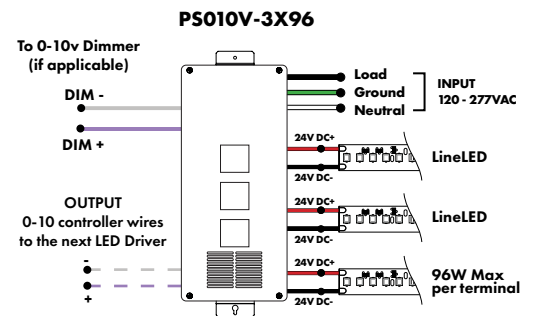
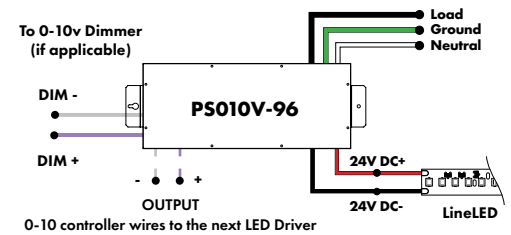


MODELS	PDCU-W 96W	PDCU-W 3X96W
Length	8.66"	11.85"
Width	3.73"	4.32"
Depth	1.61"	1.81"

0-10V Dimming Power Supplies 0.1% 120VAC - 277VAC

MODEL	POWER	OUTPUT	DIMMING
PS010V - 0-10V Power Supply dims down to 0.1%	96 - 96 Watt 3X96 - 3 X 96 Watt	24 - 24 VDC	LIN - Linear LOG - Logarithmic

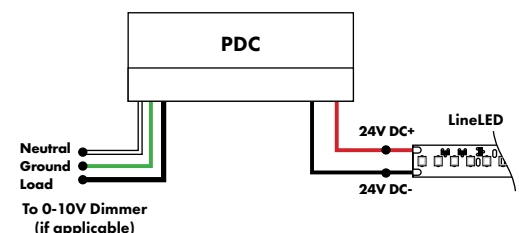
MODELS	96W	3X96
Length	14.40"	15.75"
Width	5.20"	6.62"
Depth	2.60"	4.95"



Triac, MLV, & ELV Compatible Dimmers

MODEL	POWER	OUTPUT
PDC - (IP20) Power Supply	96 - 96 Watts	24 - 24 VDC

MODELS	96W
Length	8.25"
Width	4.10"
Depth	1.56"



Power Supplies

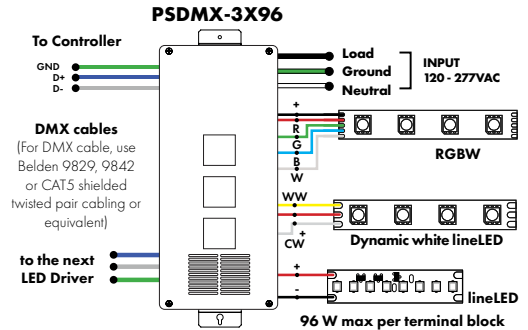
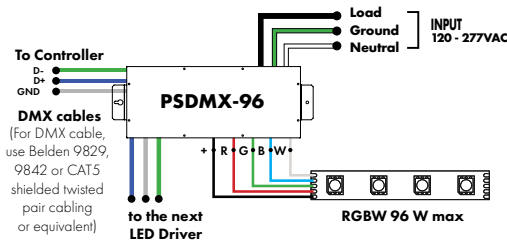
See Power Supply instructions and spec sheet for wiring information. For a complete list of compatible dimmers, see Compatible Dimming Chart on the Resources page.

DMX Dimming Power Supplies 120VAC - 277VAC

MODEL	POWER	OUTPUT
PSDMX - DMX Power Supply dims down to 0%	96 - 96 Watt 3X96 - 3 X 96 Watt	24 - 24 VDC

Features eldoLED's LINEARdrive configurable dimmable drivers

MODELS	96W	3X96
Length	14.40"	15.75"
Width	5.20"	6.62"
Depth	2.60"	4.95"

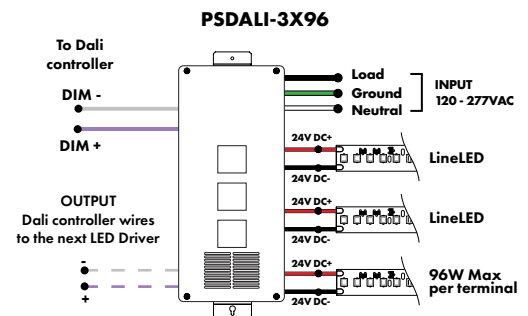
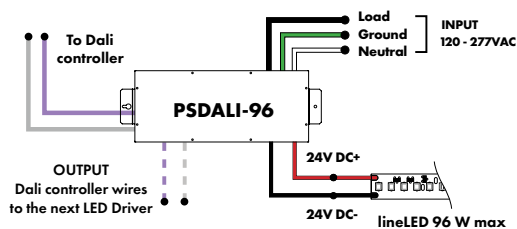


DALI 0% Dimming Power Supplies 120VAC - 277VAC

MODEL	POWER	OUTPUT
PSDALI - DALI Power Supply dims down to 0%	96 - 96 Watt 3X96 - 3 X 96 Watt	24 - 24 VDC

Features eldoLED's LINEARdrive configurable dimmable drivers

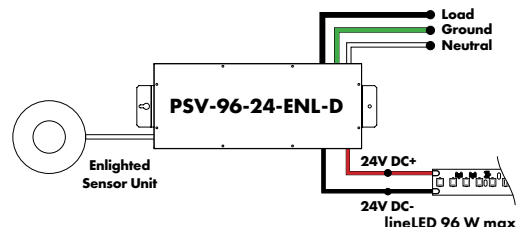
Model	96W	3X96
Length	14.40"	15.75"
Width	5.20"	6.62"
Depth	2.60"	4.95"



Enlighted Enabled Dimming Power Supplies 120VAC - 277VAC

MODEL	POWER	OUTPUT	DIMMING	LOCATION
PSV - PSV Series	96 - 96 Watt	24 - 24 VDC	ENL - Enlighted Dimming dims down to 0%	D - Damp

Model	96W
Length	14.40"
Width	5.20"
Depth	2.60"



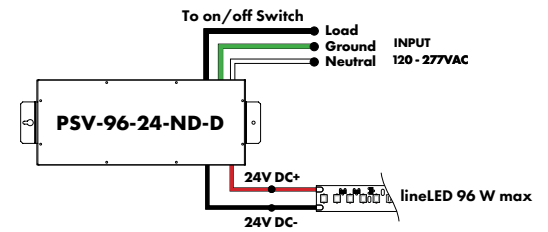
Power Supplies

See Power Supply instructions and spec sheet for wiring information. For a complete list of compatible dimmers, see Compatible Dimming Chart on the Resources page.

Non-Dimming Power Supply 120VAC - 277VAC

MODEL	POWER	OUTPUT	DIMMING	LOCATION
PSV - PSV Series	96 - 96 Watt	24 - 24 VDC	ND - Non Dimming	D - Damp

MODELS	96W
Length	14.40"
Width	5.20"
Depth	2.60"



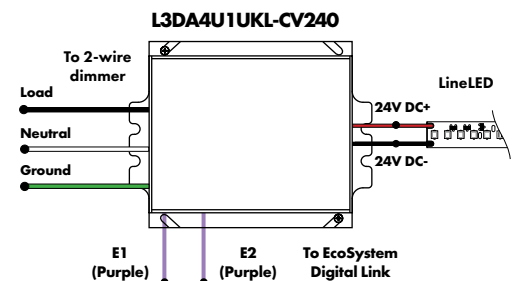
Luminii is a Lutron OEM Advantage Partner

Lutron Power Supplies 1%

MODEL
L3DA4U1UKL-CV240

HiLume™ 1% EcoSystem Voltage LED driver
40W max

MODELS	L3DA4U1UKL-CV240
Length	4.98"
Width	4.00"
Depth	2.62"



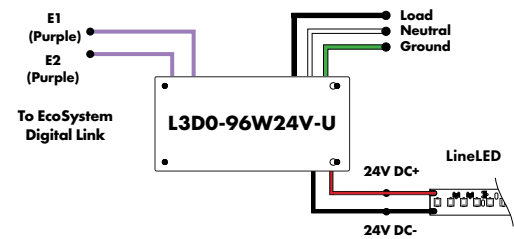
Luminii is a Lutron OEM Advantage Partner

Lutron Power Supplies 0.1%

MODEL
L3D0-96W24V-U

HiLume™ 0.1% EcoSystem Voltage LED Driver with Soft-On, Fade-to-Black™
96W max

MODELS	L3D0
Length	10.50"
Width	5.50"
Depth	2.00"



In-Ground Power Supplies

MODEL	POWER	OUTPUT	INPUT
IG - In ground CVE Series CVE - ELV Dimming DALI - eldoLED Dali dimming Both dims down to 0%	96X2 - 2 X 96 Watt	24 - 24 VDC	Blank - 120 V 277 - 240/277 V

MODELS	Dual Circuit
Length	8.40"
Width	8.30"
Depth	8.10"

