

NATALIE

ARCHITECTURAL SCALE, WET-LISTED EXTERIOR WALL SCONCE

alva



Natalie 43" in Enviro Oil-Rubbed Bronze (EOB)



Natalie 43" in Enviro Oil-Rubbed Bronze (EOB)



APPLICATIONS

Flanking doors, on columns, on building facades, between windows. Suitable for marine environments.

SIZES

- 28" H x 10.5" W x 6.5" D, 18 lbs
- 43" H x 10.5" W x 6.5" D, 27 lbs
- 58" H x 10.5" W x 6.5" D, 36 lbs
- 90" H x 10.5" W x 6.5" D, 55 lbs

MOUNTING

- J-Box 3.0 or 4.0 at center or end of fixture
- Steel mounting system with mounting plate and cover with rubber gaskets between the junction box and mounting plate
- Can be mounted vertically or horizontally

SPECIFICATIONS

- IP66 Rated May be Power Washed at High Pressure (100kPa at distance of 3m)
- 120-277V input
- Title 24 Compliant
- Built in America (BAA)
- 100,000+ hours rated life time
- 10 Year Limited Warranty (excludes shade)

LAMPING

- High efficiency, fully integrated proprietary LED module
- 80 CRI minimum, 85 CRI typical
- 3000K, 3500K, or 4000K standard
- (23W) 1298 LM for 28" light module
- (27W) 1711 LM for 43" light module
- (37W) 2183 LM for 58" light module
- (58W) 3422 LM for 90" light module
- 0-10V Dimming (100-10%)

CONSTRUCTION

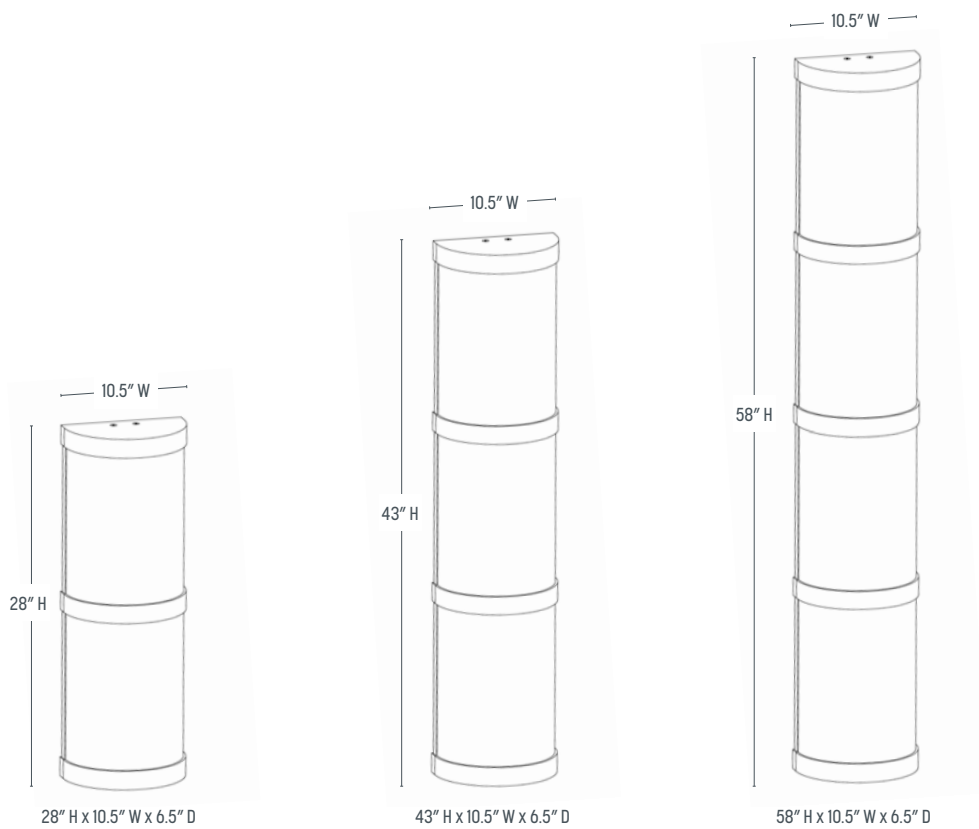
Fixture shell (shade): Heavy gauge aluminum with industrial powder coat finish and high-performance white opal acrylic with 30 year warranty for anti-yellowing in exterior applications. UL94HB FI rated for outdoor use

NATALIE

ARCHITECTURAL SCALE, WET-LISTED EXTERIOR WALL SCONCE

alva

DIMENSIONS

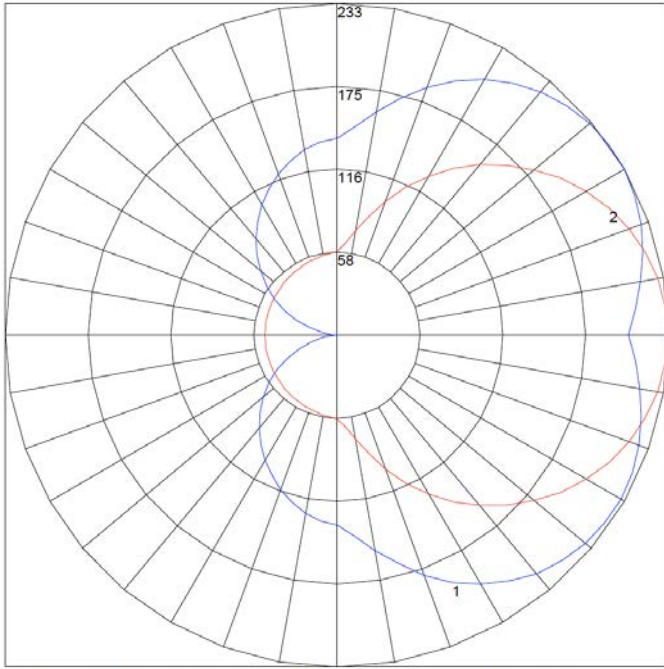


NATALIE

ARCHITECTURAL SCALE, WET-LISTED EXTERIOR WALL SCONCE

alva

PHOTOMETRIC REPORT



Maximum Candela = 232.79 Located At Horizontal Angle = 0, Vertical Angle = 120
 # 1 - Vertical Plane Through Horizontal Angles (0 - 180) (Through Max. Cd.)
 # 2 - Horizontal Cone Through Vertical Angle (120) (Through Max. Cd.)




METAL POWDER COAT FINISH OPTIONS




ESN - Enviro Satin Nickel




EOB - Enviro Oil-Rubbed Bronze




WHT - White



BLK - Black



GR - Graphite



DB - Dark Bronze

Custom RAL colors supplied on special order

ORDER CODE:

NATALIE

MODEL

LENGTH

28 28"

43 43"

58 58"

90 90"

METAL TRIM

POWDER COAT FINISH OPTIONS

- ESN Enviro Satin Nickel
- EOB Enviro Oil-Rubbed Bronze
- GR Graphite
- DB Dark Bronze
- WHT White
- BLK Black

CCT

3000 3000K

3500 3500K

4000 4000K