

SLIVER

ARCHITECTURAL SCALE, WET-LISTED EXTERIOR WALL SCONCE

alva
by luminii



Sliver 90" in Black



Sliver Line Up

APPLICATIONS

Contract grade, narrow, modern, direct/indirect ambient luminaire for exterior applications: flanking doors, lobby entrances or between windows. Suitable for marine environments.

SIZES

- 24" L x 4.6" W x 3" Deep, 6 lbs
- 46" L x 4.6" W x 3" Deep, 12 lbs
- 69" L x 4.6" W x 3" Deep, 18 lbs
- 90" L x 4.6" W x 3" Deep, 26 lbs

MOUNTING

- Metal bracket(s) mounted to exterior surface. Junction box can be anywhere behind the fixture allowing for flexible mounting.
- Can be mounted vertically or horizontally

SPECIFICATIONS

- UL Wet Listed
- 120V input
- ADA Compliant
- BABA

LAMPING

- High-efficiency integrated LED module. Field replaceable
- 90+ CRI
- Wattage and Lumens:
 - 24": 10W, 293 LM
 - 46": 20W, 586 LM
 - 69": 30W, 879 LM
 - 90": 40W, 1172 LM
- Available Color Temperatures:
 - 2700K (warm)
 - 3000K (warm/neutral)
 - 3500K (neutral/cool)
 - 4000K (cool)
- Dimming: ELV/Triac 100 to 10%.

CONSTRUCTION

Fabricated in our California factory out of marine-grade aluminum with an industrial powder coat finish. Impact resistant F1 rated white acrylic lens.



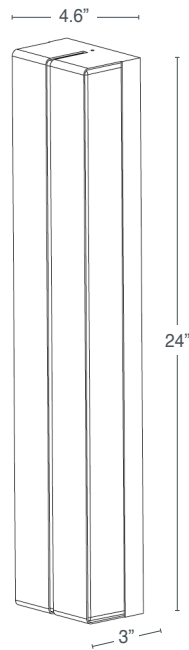

SCAN TO LEARN MORE ON
LUMINII.COM

SPECIFICATIONS SUBJECT TO CHANGE, REVISED 04/2026


SLIVER

ARCHITECTURAL SCALE, WET-LISTED EXTERIOR WALL SCONCE

alva
by luminii



METAL POWDER COAT FINISH OPTIONS



ORDER CODE:

Sliver			
--------	--	--	--

MODEL	LENGTH	METAL TRIM	CCT
Sliver	24 24"	<i>POWDER COAT FINISH OPTIONS</i> ESN Enviro Satin Nickel	2700 2700K (warm)
	46 46"	EOB Enviro Oil-Rubbed Bronze	3000 3000K (warm/neutral)
	69 69"	GR Graphite	3500 3500K (neutral/cool)
	90 90"	DB Dark Bronze	4000 4000K (cool)
		WHT White	
		BLK Black	