



Cone 7"W x 7"H

CO7W7H is a personal approach to building the perfect fixture for your project. Sconce can be ordered as a stand alone fixture or you can add one of our decorative elements.

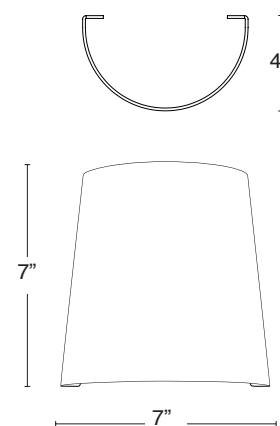
IES FILES AVAILABLE



AVAILABLE WITH OPTIONAL DECORATIVE ELEMENTS

See website for all options

MODULE	Field Replaceable C10W LED module
SHADE	IK10 UL Certified high impact resin
CERTIFICATIONS	UL Damp Listed, RoHS, IK10 UL Certified, Title24 JA8 Certified
WARRANTY	5 Years
WATTAGE	10W
INPUT VOLTAGE	120* or UNV
CRI	90+
DIMMING	Triac/ELV (120V only)
WEIGHT	3 LBS
PROJECTION	4", ADA Compliant



FIXTURE	MODULE	WATTS	DELIVERED LUMENS: RESIN SHADE	DELIVERED LUMENS: WHITE OPAL ACRYLIC	INPUT
CO7W7H	AU-C10W	10W	696	870	120V, UNV

Note: For Gold Shimmer, Linear Cross, and Cayenne resin, multiply delivered lumens by .8
 *Typical wattage 10W without dimmer; Max. 12W with TRIAC dimmer.

ORDER CODE:

EXAMPLE: AU - C10W - 30 - 9 - 120 - CO7W7H - WO - DE10A - BLK - TLC

FAMILY	LED MODULE	CCT	CRI	INPUT VOLTAGE	SHADE SHAPE	SHADE PATTERN	DECORATIVE ELEMENT	DECORATIVE ELEMENT FINISH	LENS OPTIONS
AU	C10W		9		CO7W7H				
	C10W	22 2200K	9 90+ CRI	120 120V	CO7W7H 7"W x 7"H x 4"D	<i>Resin</i> A BV BH CY FA GSV GSH IB LCV LCH MID RV RH	DE1A DE10A DE3A ELPS	<i>Powder Coat</i> EOB ESN ESB GR DB PN WHT BLK CP	BLC TLC STLC
		27 2700K		UNV Universal					
		30 3000K							
		35 3500K							
		40 4000K				<i>Acrylic Shade</i> WO		<i>Wood Finishes</i> WAL SPV SPH BA	


IK10 UL Certified High Impact Resin Options



Decorative Element Options


Sconce can be ordered as a stand alone fixture or paired with a decorative element. For full selection of current available DEs please visit alvalight.com/design-your-light

- DE1A** 4.25"W x 7.5"H x 4" deep (Only available in EOB, ESN, ESB, PN finishes)
- DE10A** Modern Armature 5"W x 5"H Face Plate, 12"H
- DE3A** Wood U-Channel, Small 6.5"W x 3"H x 1.75"D
- ELPS** Ellipse Short




Decorative Element Finish Options

Metal Powder Coat Finishes



Wood Finishes (U-Channel & Door Panel Decorative Elements Only)



Custom RAL Powdercoat Colors also available (CP), MOQ may apply.

Lens Options

- BLC** Bottom Lens Cover (BLC)
- TLC** Top Lens Cover (TLC)
- STLC** Sealed Top Lens Cover for Healthcare (STLC)