

TEX SQUARED

ARCHITECTURAL SCALE, WET-LISTED EXTERIOR WALL SCNCE

alva®



Tex Squared in Graphite (GR)



TEX-SQ-18 shown in Graphite (GR)



TITLE 24

10YR WARRANTY



APPLICATIONS Direct/Indirect luminaire for exterior applications: flanking doors, lobby entrances or between windows. Materials specifically for use in corrosive and harsh environments.

SIZE

- 12" L x 12" W x 4" D, 8 lbs
- 18.5" L x 18.5" W x 4" D, 15 lbs

MOUNTING

- J-Box 3.0 or 4.0 at center or end of fixture
- Steel mounting system with mounting plate and cover with rubber gaskets between the junction box and mounting plate
- Can be mounted vertically or horizontally

SPECIFICATIONS

- IP66 Rated May be Power Washed at High Pressure (100kPa at distance of 3m)
- 120-277V input
- Title 24 Compliant
- ADA Compliant
- 100,000+ hours rated life time
- 10 Year Limited Warranty (excludes shade)

LAMPING

- High efficiency, fully integrated proprietary LED module
- 80 CRI minimum (85 CRI typical)
- CCT Options: 3000K, 3500K
- 36W, 2900 lumens delivered
- 0-10V Dimming (100-10%)

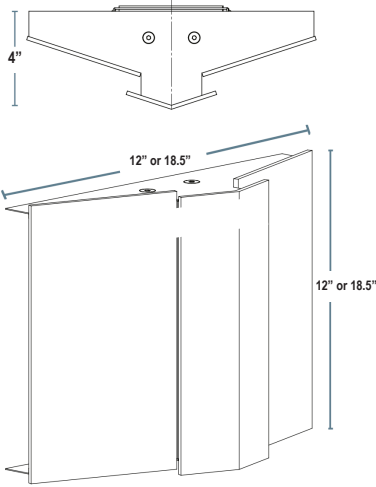
CONSTRUCTION Fixture shell (shade): Heavy gauge aluminum with industrial powder coat finish and high impact acrylic

TEX SQUARED


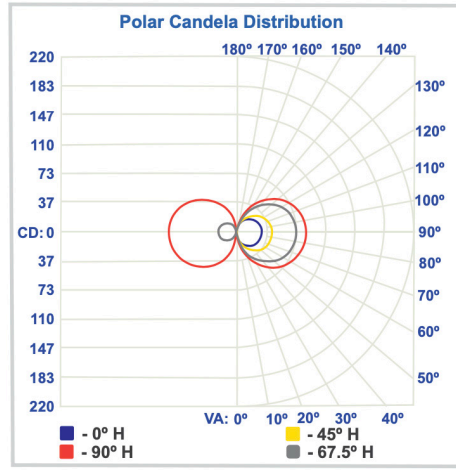
ARCHITECTURAL SCALE, WET-LISTED EXTERIOR WALL SCONCE

alva®

DIMENSIONS



PHOTOMETRIC RESULTS



METAL POWDER COAT FINISH OPTIONS



ESN - Enviro Satin Nickel



EOB - Enviro Oil-Rubbed Bronze



WHT - White



BLK - Black



GR - Graphite



DB - Dark Bronze



ORDER CODE:

TEX-SQUARED			
-------------	--	--	--

MODEL

SIZE

POWDER COAT METAL FINISH

CCT

18 18.5"L x 18.5"W x 4"D
12 12"L x 12"W x 4"D

ESN Enviro Satin Nickel
EOB Enviro Oil-Rubbed Bronze
GR Graphite
DB Dark Bronze
WHT White
BLK Black

3000 3000K
3500 3500K