

Brianna

alva.

ARCHITECTURAL SCALE, WET-LISTED OUTDOOR DECORATIVE ACCENT LIGHT



31" shown with "Down Light", Graphite finish

TITLE
24

ADA
COMPLIANT



APPLICATIONS

Decorative accent light for building facades. Designed to provide a gentle downward or up and downward light accent.

SHADE DIMENSIONS

- 7"W x 15.5"H x 4"D
- 7"W x 31"H x 4"D
- 7"W x 46.5"H x 4"D

WEIGHT

- 15.5"H - 6 lb
- 31"H - 8 lb
- 46.5"H - 12 lb

MOUNTING

- Mounts at center of lamp shade via universal mounting plate. Refer to installation instructions for more information.

SPECIFICATIONS

- Dark Sky Compliant, Full cut-off (applies to "Down Light" MT1 version)
- BUG Rating for MT1: B1-U0-G0
- High efficiency, fully integrated proprietary LED module
- UL Wet Listed
- 120-277V input
- Title 24 Compliant
- ADA Compliant
- BABA Compliant

LAMPING

- 2700K, 3000K, 3500K, 4000K CCT
- MT1 (down light), 10W, 360 LM
- MT2 (down and up light) 20W, 563 LM
- ELV/Triac dimmable 100 to 10%

CONSTRUCTION


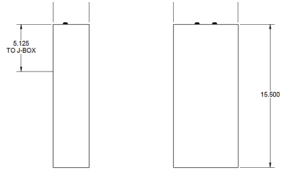
Manufactured from aluminum with industrial powder coat finish

Brianna

alva®

ARCHITECTURAL SCALE, WET-LISTED OUTDOOR DECORATIVE ACCENT LIGHT


NO PANEL (15.5" H FIXTURE)




METAL POWDER COAT FINISH OPTIONS:




ESN - Enviro Satin Nickel



EOB - Enviro Oil-Rubbed Bronze



GR - Graphite



DBT - Dark Bronze


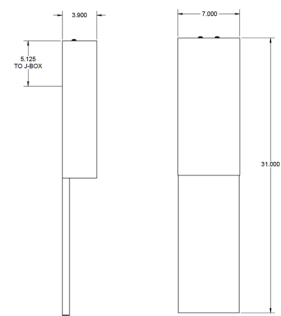


WHT - White


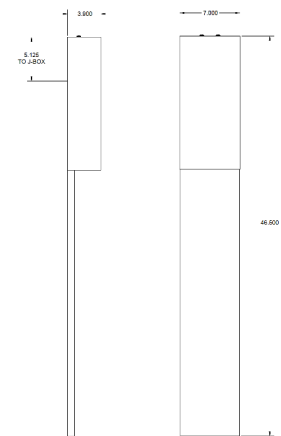


BLK - Black

SHORT PANEL (15.5" H PANEL, 31" H FIXTURE)



LONG PANEL (31" H PANEL, 46.5" H FIXTURE)



ORDER CODE:

MODEL	LENGTH	CCT	SHADE LIGHT	METAL TRIM
BRIANNA				
	15 15.5"	2700 2700K	MT1 Down Light Only	ESN Enviro Satin Nickel
	31 31"	3000 3000K	MT2 Down and Up Light	EOB Enviro Oil-Rubbed Bronze
	46 46.5"	3500 3500K		GR Graphite
		4000 4000K		DBT Dark Bronze
				WHT White
				BLK Black

SPECIFICATIONS SUBJECT TO CHANGE, REVISED 08 2025