

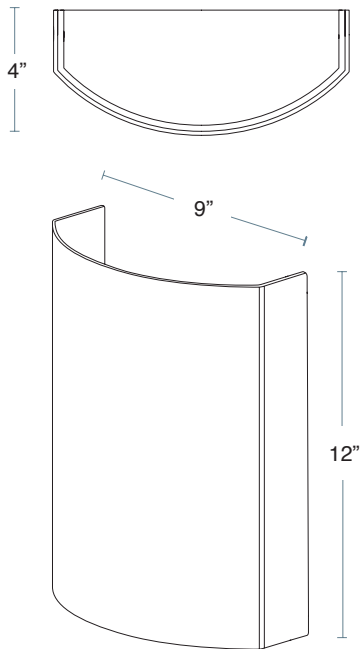
BETTY Standard

HEALTHCARE GRADE LED WALL SCONCES

alva



BETTY Standard shown with Island Breeze (IB) shade



APPLICATIONS	<ul style="list-style-type: none"> Healthcare Grade, Education, Multi-Family Residential, Condominiums, Retail, Corporate, Senior Living
SIZE	<ul style="list-style-type: none"> 9"W x 11.75"H x 4"D
WEIGHT	<ul style="list-style-type: none"> 3 lbs
MOUNTING	<ul style="list-style-type: none"> J-Box 3.0 or 4.0 at center or end of fixture
EMERGENCY BACK-UP OPTION	<ul style="list-style-type: none"> Fulham FireHorse Hotspot LED Emergency Back-Up System Fully integrated battery back-up, all components enclosed within fixture
DIMMING	<ul style="list-style-type: none"> Leading Edge (TRIAC) or Trailing Edge (ELV) / 100% to 10%
SPECIFICATIONS	<ul style="list-style-type: none"> IK10 UL Certified (protected against 20 joules of impact) Title24 Optional JA8 ADA Compliant UL Damp listed L70 - 100,000+ hours. 10 years / 24/7 120V or 277V
MODULE	<ul style="list-style-type: none"> Available with rectangular module, 15W, for optimal light output. Circular 10W module available, however not optimal for lamp shade illumination. Both modules field replaceable.
LAMPING	<ul style="list-style-type: none"> 2700K, 3000K, 3500K, 4000K 90+ CRI
CONSTRUCTION	<ul style="list-style-type: none"> Resin: Achitectural Resin by ALVA Acrylic: White Opal matte finish

MODULE	WATTS	DELIVERED LUMENS: RESIN SHADE	DELIVERED LUMENS: WHITE OPAL ACRYLIC	INPUT
AU-R15W	15W	1115	1394	120V, 277V
AU-C10W	10W	696	870	120V, 277V

Note: For Gold Shimmer, Linear Cross, and Cayenne resin, multiply delivered lumens by .8

BETTY Standard

alva

HEALTHCARE GRADE LED WALL SCONCES

Optional Decorative Elements

Assembly required, refer to installation guide

Wood or Metal Powder Coat Finish:




WOOD U-CHANNEL LARGE, **DE3B**
SUGAR PALM HORIZONTAL, **SPH**

Metal with Powder Coat Finish:



WOOD U-CHANNEL SMALL, **DE3A**
SUGAR PALM (HOR), **SPH**



MODERN ARMATURE, **DE10A**
BLACK, **BLK**

Architectural Resin


Please Contact Sales Rep for Resin Samples



AUTUMN, **A**



RAIN (VERT), **RV**




BURANO (VERT), **BV**



ISLAND BREEZE, **IB**



RAIN (HOR), **RH**




BURANO (HOR), **BH**



LINEAR CROSS (VERT), **LCV**



GOLD SHIMMER (VERT), **GSV**




CAYENNE (VERT), **CVV**



LINEAR CROSS (HOR), **LCH**



GOLD SHIMMER (HOR), **GSH**



CAYENNE (HOR), **CYH**



FAUX ALABASTER, **FA**



WHITE OPAL ACRYLIC, **WO**


Metal Powder Coat Finishes




ENVIRO SATIN BRASS, **ESB**



POLISHED NICKEL, **PN**




ENVIRO SATIN NICKEL, **ESN**



ENVIRO OIL-RUBBED
BRONZE, **EOB**



GRAPHITE, **GR**



DARK BRONZE, **DB**




WHITE, **WHT**




BLACK, **BLK**

Custom RAL colors
also available (**CP**)

Wood Finishes (U-Channel & Door Panel Decorative Elements Only)



SUGAR PALM (HOR), **SPH**



SUGAR PALM (VERT), **SPV**



WALNUT, **W**



BAMBOO, **BA**

