

**Features**

The Wall + Channel linear aluminum extrusion has been designed to fit many LED lighting needs. Varies Lengths and lens options allow for great flexibility and adaptability for any application. Extrusion and diffuser lens are also field cuttable. Substantial aluminum mass in profile provides excellent heat sink for high power LEDs.

**Finish**

Silver anodized, White, Black, Bronze

**Mounting**

Multiple mounting clips

**Diffuser Lens**

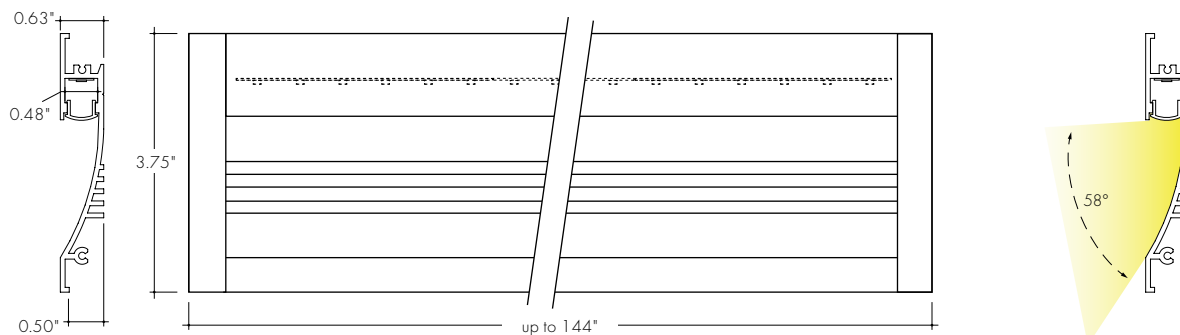
Polycarbonate, snap-in-place, UV resistant

**Warranty**

7 Years



**Product Dimensions**



INCLUDED MOUNTING ACCESSORIES		
EXTRUSION LENGTH	GYPSUM SURFACE	ENDCAP PAIR
48"	4	1
72"	5	1
96"	6	1
120"	7	1
144"	9	1

TRANSMISSION PERCENTAGE (COMPARED TO LED TAPE WITHOUT CHANNEL)	
LENS	TRANSMISSION %
Frosted Lens	65%

See LED tape spec sheet for lens dotting characteristics & compatibility

Each pair of endcaps includes 2x H4 (no wire feed hole) end caps where applicable. Additional endcaps and mounting clips are available for purchase.

**Ordering code**

MODEL	LENGTH	LENS	MOUNTING <sup>2</sup>	FINISH <sup>4</sup>
WPC - Wall+ Channel <sup>1</sup>	48 - 48" 72 - 72" 96 - 96" <sup>3</sup> 120 - 120" <sup>3</sup> 144 - 144" <sup>3</sup>	F - Frosted	GS - Gypsum Surface Mounting Bracket	BASE SA - Silver Anodized  POWDER COATED BK - Black BZ - Bronze WH - White

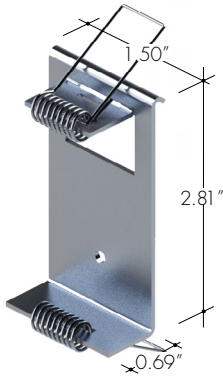
1 - End Caps are included with channel, two of H4. Order additional End Caps as necessary.  
2 - Mounting Clips are included with channel. Refer to chart above for provided mounting clip quantities. Order additional Mounting Clips as necessary.

3 - For Channels and lenses over 90", incremental shipping charges will apply.  
4 - Non SA finishes may have extended lead times. Custom RALs are available, please consult Inside Sales with specific request.


All Channels come with a specified set of Mounting Clips and End Caps, see Ordering Code for details. Order additional Mounting Clips and End Caps as necessary.

**Accessories**

**MB-WPS-S**  
Stainless Steel Gypsum Surface Mounting Bracket  
**-GS**



**EC-WPC-H4-XX**  
End cap



XX	Color
SA	Silver Anodized
WH	White
BK	Black
BZ	Bronze

**JB-KC-S**  
Metal electrical box

