

# SOLO 8 TUNABLE WHITE 48V DC TRACK

25° MEDIUM BEAM

TUNABLE WHITE

## OVERVIEW

Solo 8 Tunable White 48V DC Track is a Constant Voltage LED spotlight with the option of 2 CCT tuning ranges (1800-3000K / 2700-5000K) and comes as standard in white, black and brushed aluminium along with three premium brass finishes. It has three site-changeable optics for flexible beam distribution and 360° lockable pan and 90° constant torque tilt. The medium beam in our 7.30W 400lm module has a peak intensity of 1475cd. This product mounts to the 48V DC Stucchi Multisystem Evo Track and requires an external 48V Constant Voltage LED power supply to the track.



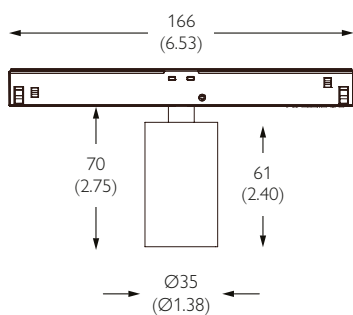
- UK PART L**
- Part L1A / L1B (Dwellings) ●
  - Part L2A (General)
  - Part L2A (Display) ●



## PERFORMANCE

FWHM	25°	Category	IP20
Luminous Flux	356 lm	Material	Machined AL 6063-T6   Machined Brass
Peak Intensity	1475 cd	Finishes	Brushed Aluminium   Black RAL9005   White RAL9016   Rubbed Bronze*   Polished Brass*   Brushed Brass*
CCT	1800-3000K   2700-5000K	Weight	102g   0.22lb
CRI Min.	94 TYP	Mounting	48V Track Recessed   Trimless Recessed   Surface   Suspended
Drive Current	152 mA	Movement	Pan 360°   Tilt 90°
Nom. Voltage	48 V	Lockable	Pan
Max. Wattage	7.30 W	Accessories	N/A   Louver   Lenses 25mm (1")
Dimming	DALI DT6   DALI DT8	TM65   TM66	8.77kgCO2e   2.4
Driver Type	Constant Voltage   Remote AC to 48VDC	Lifetime	L90B10 50,000hrs   5 year warranty
Class	SELV   Class III		

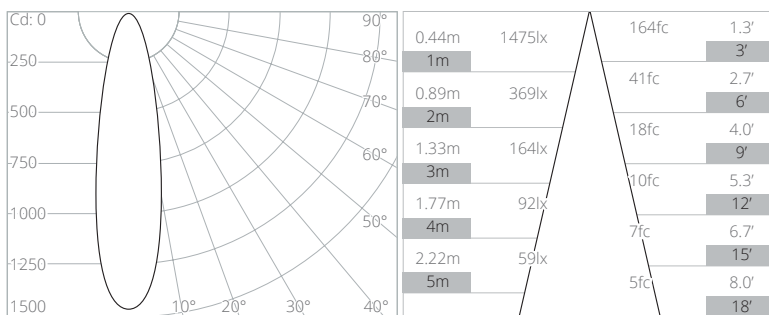
## DIMENSIONS



mm (inches)

## PHOTOMETRY

CCT	Multiplier
1800K	x0.57
2400K	x0.77
3000K	x1.00
4000K	x1.05
5000K	x1.06



Data at 3000K

## ORDER CODE

Model	Track Finish	Luminaire Finish	CCT	Beam Angle	Dimming Control
1112T	-	-	-	-	-
	T White RAL 9016	T White RAL 9016	T01 1800K-3000K 94CRI	ME Medium 25°	D DALI DT6
	B Black RAL 9005	B Black RAL 9005	T02 2700K-5000K 94CRI	WD Wide 33°	E DALI DT8
		A Brushed Aluminium		VW Very Wide 48°	
		R Rubbed Bronze*			
		P Polished Brass*			
		S Brushed Brass*			

Example Code: 1112T-TT-T02ME-D

\*Premium & custom finishes are built to order, subject to an extended lead time & MOQ  
See Drivers, Power Supplies and Accessories sections for further order codes

# SOLO 8 TUNABLE WHITE 48V DC TRACK

33° WIDE BEAM

TUNABLE WHITE

## OVERVIEW

Solo 8 Tunable White 48V DC Track is a Constant Voltage LED spotlight with the option of 2 CCT tuning ranges (1800-3000K / 2700-5000K) and comes as standard in white, black and brushed aluminium along with three premium brass finishes. It has three site-changeable optics for flexible beam distribution and 360° lockable pan and 90° constant torque tilt. The wide beam in our 7.30W 400lm module has a peak intensity of 1045cd. This product mounts to the 48V DC Stucchi Multisystem Evo Track and requires an external 48V Constant Voltage LED power supply to the track.



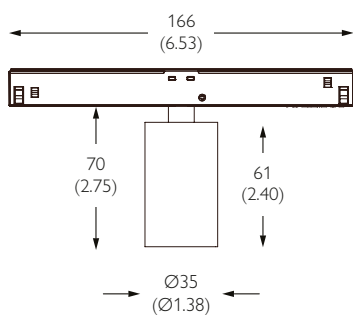
- UK PART L**
- Part L1A / L1B (Dwellings) ●
  - Part L2A (General)
  - Part L2A (Display) ●



## PERFORMANCE

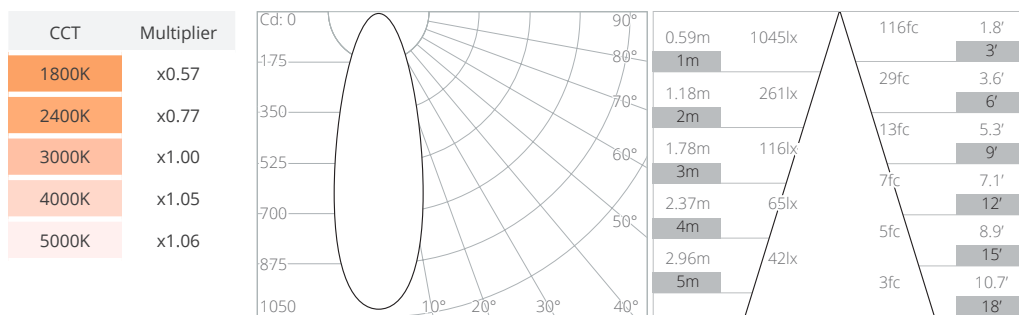
FWHM	33°	Category	IP20
Luminous Flux	366 lm	Material	Machined AL 6063-T6   Machined Brass
Peak Intensity	1045 cd	Finishes	Brushed Aluminium   Black RAL9005   White RAL9016   Rubbed Bronze*   Polished Brass*   Brushed Brass*
CCT	1800-3000K   2700-5000K	Weight	102g   0.22lb
CRI Min.	94 TYP	Mounting	48V Track Recessed   Trimless Recessed   Surface   Suspended
Drive Current	152 mA	Movement	Pan 360°   Tilt 90°
Nom. Voltage	48 V	Lockable	Pan
Max. Wattage	7.30 W	Accessories	N/A   Louver   Lenses 25mm (1")
Dimming	DALI DT6   DALI DT8	TM65   TM66	8.77kgCO2e   2.4
Driver Type	Constant Voltage   Remote AC to 48VDC	Lifetime	L90B10 50,000hrs   5 year warranty
Class	SELV   Class III		

## DIMENSIONS



mm (inches)

## PHOTOMETRY



Data at 3000K

## ORDER CODE

Model	Track Finish	Luminaire Finish	CCT	Beam Angle	Dimming Control
1112T	-	-	-	-	-
	T White RAL 9016	T White RAL 9016	T01 1800K-3000K 94CRI	ME Medium 25°	D DALI DT6
	B Black RAL 9005	B Black RAL 9005	T02 2700K-5000K 94CRI	WD Wide 33°	E DALI DT8
	A Brushed Aluminium	A Brushed Aluminium		VW Very Wide 48°	
	R Rubbed Bronze*	R Rubbed Bronze*			
	P Polished Brass*	P Polished Brass*			
	S Brushed Brass*	S Brushed Brass*			

Example Code: 1112T-TT-T02WD-D

\*Premium & custom finishes are built to order, subject to an extended lead time & MOQ  
See Drivers, Power Supplies and Accessories sections for further order codes

# SOLO 8 TUNABLE WHITE 48V DC TRACK

48° VERY WIDE BEAM

TUNABLE WHITE

## OVERVIEW

Solo 8 Tunable White 48V DC Track is a Constant Voltage LED spotlight with the option of 2 CCT tuning ranges (1800-3000K / 2700-5000K) and comes as standard in white, black and brushed aluminium along with three premium brass finishes. It has three site-changeable optics for flexible beam distribution and 360° lockable pan and 90° constant torque tilt. The very wide beam in our 7.30W 400lm module has a peak intensity of 645cd. This product mounts to the 48V DC Stucchi Multisystem Evo Track and requires an external 48V Constant Voltage LED power supply to the track.



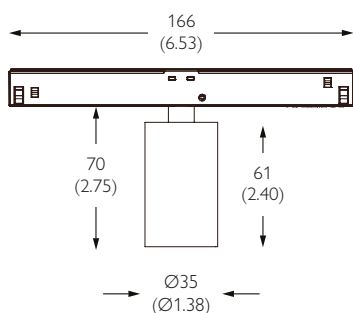
- UK PART L**
- Part L1A / L1B (Dwellings) ●
  - Part L2A (General)
  - Part L2A (Display) ●



## PERFORMANCE

FWHM	48°	Category	IP20
Luminous Flux	384 lm	Material	Machined AL 6063-T6   Machined Brass
Peak Intensity	645 cd	Finishes	Brushed Aluminium   Black RAL9005   White RAL9016   Rubbed Bronze*   Polished Brass*   Brushed Brass*
CCT	1800-3000K   2700-5000K	Weight	102g   0.22lb
CRI Min.	94 TYP	Mounting	48V Track Recessed   Trimless Recessed   Surface   Suspended
Drive Current	152 mA	Movement	Pan 360°   Tilt 90°
Nom. Voltage	48 V	Lockable	Pan
Max. Wattage	7.30 W	Accessories	N/A   Louver   Lenses 25mm (1")
Dimming	DALI DT6   DALI DT8	TM65   TM66	8.77kgCO2e   2.4
Driver Type	Constant Voltage   Remote AC to 48VDC	Lifetime	L90B10 50,000hrs   5 year warranty
Class	SELV   Class III		

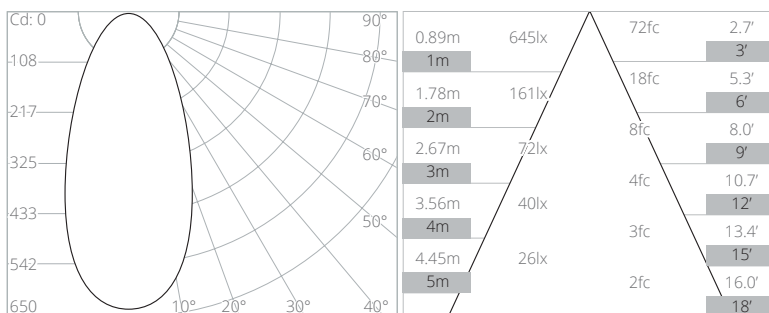
## DIMENSIONS



mm (inches)

## PHOTOMETRY

CCT	Multiplier
1800K	x0.57
2400K	x0.77
3000K	x1.00
4000K	x1.05
5000K	x1.06



Data at 3000K

## ORDER CODE

Model	Track Finish	Luminaire Finish	CCT	Beam Angle	Dimming Control
1112T	-	-	-	-	-
	T White RAL 9016	T White RAL 9016	T01 1800K-3000K 94CRI	ME Medium 25°	D DALI DT6
	B Black RAL 9005	B Black RAL 9005	T02 2700K-5000K 94CRI	WD Wide 33°	E DALI DT8
		A Brushed Aluminium		VW Very Wide 48°	
		R Rubbed Bronze*			
		P Polished Brass*			
		S Brushed Brass*			

Example Code: 1112T-TT-T02VW-D

\*Premium & custom finishes are built to order, subject to an extended lead time & MOQ  
See Drivers, Power Supplies and Accessories sections for further order codes

# SOLO 8 TUNABLE WHITE 48V DC TRACK

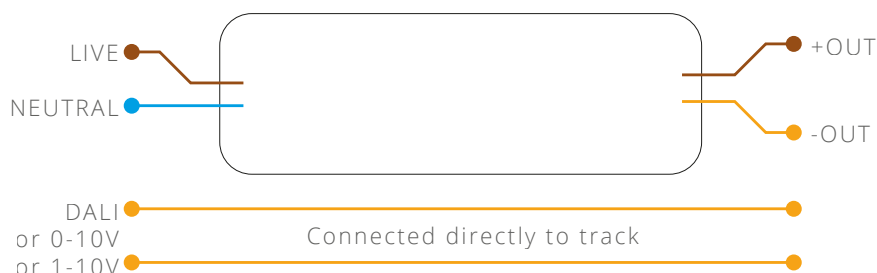
DRIVER COMPATIBILITY

TUNABLE WHITE

## DRIVERS

### 60W | DIMMING DIRECT TO TRACK

**NO. OF LIGHTS PER DRIVER** 1 to 7  
**MIN DIM LEVEL** N/A Dimming direct to track  
**VOLTAGE REGION** 230V  
**FOR NORTH AMERICA** No  
**WATTAGE** 60W  
**OUTPUT VOLTAGE** 48V  
**SUPPLY TYPE** Constant Voltage  
**DRIVER LOCATION** Remote




**ORDER CODE** PSCV-60-48-N1-MW

**LENGTH** 162mm (6.38") **WIDTH** 42mm (1.65") **HEIGHT** 32mm (1.23")



### 100W | DIMMING DIRECT TO TRACK

**NO. OF LIGHTS PER DRIVER** 1 to 12  
**MIN DIM LEVEL** N/A Dimming direct to track  
**VOLTAGE REGION** 230V  
**FOR NORTH AMERICA** No  
**WATTAGE** 100W  
**OUTPUT VOLTAGE** 48V  
**SUPPLY TYPE** Constant Voltage  
**DRIVER LOCATION** Remote



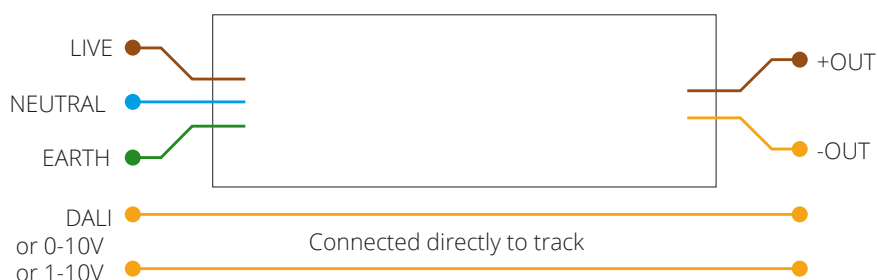
**ORDER CODE** PSCV-100-48-N1-MW

**LENGTH** 190mm (7.48") **WIDTH** 52mm (2.04") **HEIGHT** 37mm (1.46")



### 96W | DIMMING DIRECT TO TRACK

**NO. OF LIGHTS PER DRIVER** 1 to 11  
**MIN DIM LEVEL** N/A Dimming direct to track  
**VOLTAGE REGION** 120V & 277V  
**FOR NORTH AMERICA** Yes  
**WATTAGE** 96W  
**OUTPUT VOLTAGE** 48V  
**SUPPLY TYPE** Constant Voltage  
**DRIVER LOCATION** Remote



**ORDER CODE** USCV-96-48-N1-SC-EN

**LENGTH** 220mm (8.66") **WIDTH** 95mm (3.74") **HEIGHT** 40mm (1.57")

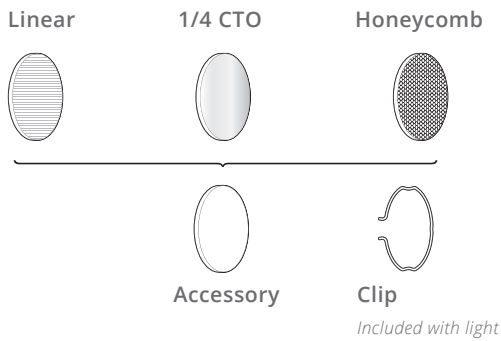


# SOLO 8 SERIES SPOTLIGHT ACCESSORIES

FOR USE WITH SOLO 8 | PLUS | WARM DIM | TUNABLE WHITE

## ACCESSORIES

The Solo 8 series track and surface spotlights can accommodate 2 accessories with the provided accessory clip.

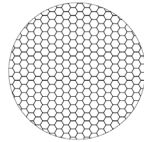


### Honeycomb Louvre

*Enhances glare control*

THICKNESS      3.2mm ( 0.126" )  
DAIMETER      25mm ( 0.985" )

PART CODE      995-25-BK




### 1/4 CTO Dichroic

*CCT warming - approx 300K*

THICKNESS      1.8mm ( 0.071" )  
DAIMETER      25mm ( 0.985" )

PART CODE      997-1/4CTO-25




### Linear Lens

*Elongates beam*

THICKNESS      1.5mm ( 0.059" )  
DAIMETER      25mm ( 0.985" )

PART CODE      HKFD-25-LIN



## OPTICS

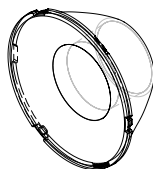
The Solo 8 series track and surface spotlights have field changeable primary optics.

### Static White Optic

*Primary beam angle control*

DAIMETER      25mm ( 0.985" )

NARROW CODE      HKHG-25-15-PMMA  
MEDIUM CODE      HKHG-25-24-PMMA  
WIDE CODE      HKHG-25-36-PMMA  
VERY WIDE CODE      HKHG-25-50-PMMA



### Tunable White Optic

*Primary beam angle control*

DAIMETER      25mm ( 0.985" )

MEDIUM CODE      HKRG-25-18-PMMA  
WIDE CODE      HKRG-25-24-PMMA  
VERY WIDE CODE      HKRG-25-36-PMMA

