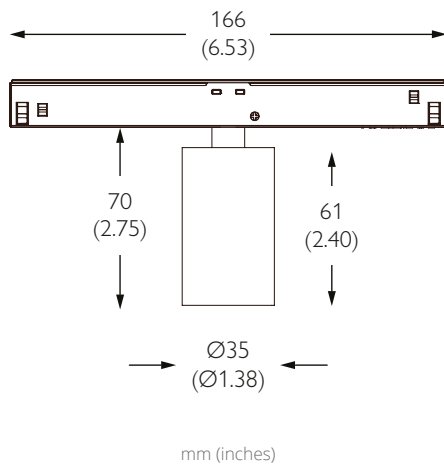


SOLO 8 PLUS STUCCHI

17° NARROW BEAM



TECHNICAL DESCRIPTION

Solo 8 Plus Stucchi is a Constant Voltage single source LED spotlight that is machined from aerospace grade aluminium 6063-T6 and comes as standard in white, black and brushed aluminium along with three premium brass finishes. It has four site-changeable optics for flexible beam distribution and 360° lockable pan and 90° constant torque tilt. The narrow beam in our 7.00W 515lm module has a peak intensity of 3738cd. This product requires an external 48V Constant Voltage LED power supply.

MECHANICAL & ELECTRICAL

CATEGORY IP20	WATTAGE 7.00W
MATERIAL Machined AL 6063-T6 Machined Brass	FORWARD VOLTAGE 48V
PAN 360°	SUPPLY TYPE Constant Voltage
TILT 90°	DRIVER LOCATION Remote AC to 48VDC
LOCKABLE Pan	DIMMING DALI 0-10V 1-10V Casambi
WEIGHT 102g 0.22lb	

MOUNTING





MOUNTING 48V Stucchi Track Recessed | Trimless Recessed | Surface | Suspended

FINISHES

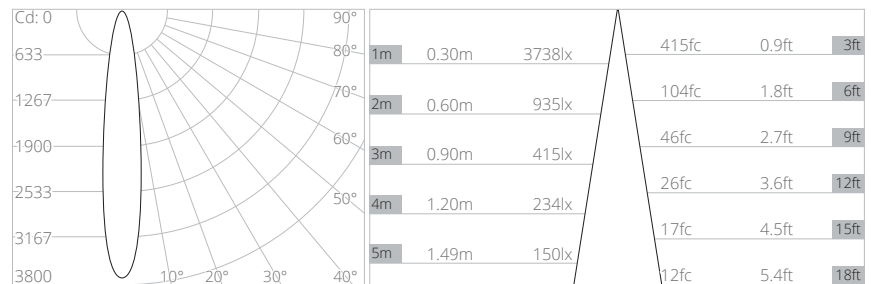
FINISHES Brushed Aluminium | Black RAL9005 | Traffic White RAL9016 | Rubbed Bronze* | Polished Brass* | Satin Brass*

*Premium & custom finishes are built & finished to order. These are subject to an extended lead time & MOQ.

OPTICAL & STANDARDS

NOMINAL LUMENS 515lm	BEAM ANGLE 17°
DELIVERED LUMENS 405lm	CRI 92 TYP - 2400K 98 TYP - 2700K/3000K
COLOUR TEMPERATURE 2400K 2700K 3000K	TM-30 RF: 95 RG: 101
ACCESSORY HOLDER N/A	WARRANTY 5 Years
ACCESSORIES Louver Lenses 25mm (1")	LIFETIME L90B10 50,000hrs
TM65 8.77kgCO2e	STANDARDS
TM66 2.4	   

Photometry shown is for 3000K module. Please enquire for other CCT photometry.



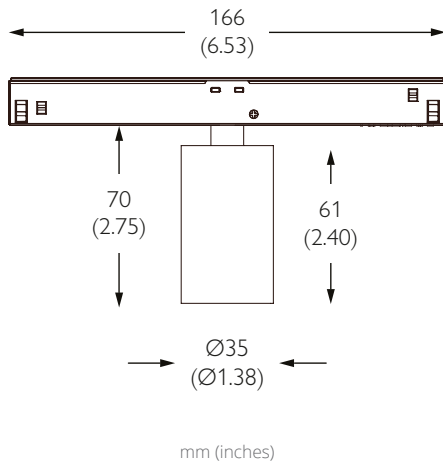
MODEL	TRACK & ADAPTER FINISH	LUMINAIRE FINISH	LED CCT	BEAM ANGLE	DIMMING CONTROL
1112C	<ul style="list-style-type: none"> T White 9016 B Black 9005 	<ul style="list-style-type: none"> T White 9016 B Black 9005 A Brushed Aluminium R Rubbed Bronze* P Polished Brass* S Brushed Brass* 	<ul style="list-style-type: none"> 2490 2400K 90CRI 2798 2700K 98CRI 3098 3000K 98CRI 4095 4000K 95CRI 	<ul style="list-style-type: none"> NA Narrow 17° ME Medium 24° WD Wide 35° VW Very Wide 50° 	<ul style="list-style-type: none"> A 0-10V B 1-10V C Casambi D DALI

Example Code: 1112C - TT - 2798ME - D

*Premium & custom finishes are built to order, subject to an extended lead time & MOQ

SOLO 8 PLUS STUCCHI

24° MEDIUM BEAM



TECHNICAL DESCRIPTION

Solo 8 Plus Stucchi is a Constant Voltage single source LED spotlight that is machined from aerospace grade aluminium 6063-T6 and comes as standard in white, black and brushed aluminium along with three premium brass finishes. It has four site-changeable optics for flexible beam distribution and 360° lockable pan and 90° constant torque tilt. The medium beam in our 7.00W 515lm module has a peak intensity of 2468cd. This product requires an external 48V Constant Voltage LED power supply.

MECHANICAL & ELECTRICAL

CATEGORY IP20

MATERIAL Machined AL 6063-T6 | Machined Brass

PAN 360°

TILT 90°

LOCKABLE Pan

WEIGHT 102g | 0.22lb

WATTAGE 7.00W

FORWARD VOLTAGE 48V

SUPPLY TYPE Constant Voltage

DRIVER LOCATION Remote AC to 48VDC

DIMMING DALI | 0-10V | 1-10V | Casambi

MOUNTING

MOUNTING 48V Stucchi Track Recessed | Trimless Recessed | Surface | Suspended

FINISHES

FINISHES Brushed Aluminium | Black RAL9005 | Traffic White RAL9016 | Rubbed Bronze* | Polished Brass* | Satin Brass*

*Premium & custom finishes are built & finished to order. These are subject to an extended lead time & MOQ.

OPTICAL & STANDARDS

NOMINAL LUMENS 515lm

DELIVERED LUMENS 440lm

COLOUR TEMPERATURE 2400K | 2700K | 3000K

ACCESSORY HOLDER N/A

ACCESSORIES Louver | Lenses 25mm (1")

TM65 8.77kgCO2e

TM66 2.4

BEAM ANGLE 24°

CRI 92 TYP - 2400K | 98 TYP - 2700K/3000K

TM-30 RF: 95 RG: 101

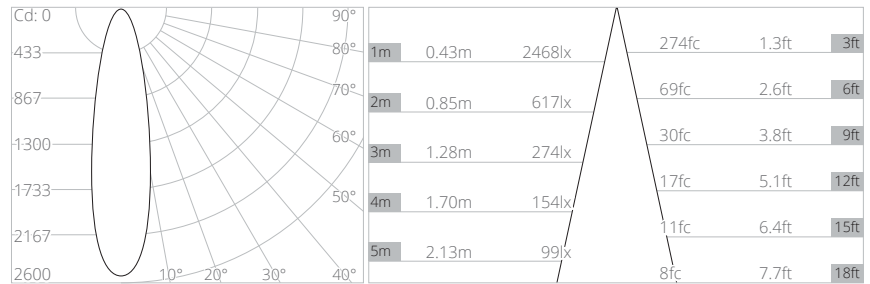
WARRANTY 5 Years

LIFETIME L90B10 50,000hrs

STANDARDS



Photometry shown is for 3000K module. Please enquire for other CCT photometry.



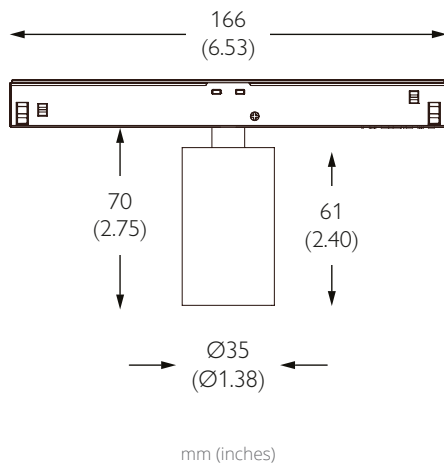
MODEL	TRACK & ADAPTER FINISH	LUMINAIRE FINISH	LED CCT	BEAM ANGLE	DIMMING CONTROL
1112C	<ul style="list-style-type: none"> T White 9016 B Black 9005 	<ul style="list-style-type: none"> T White 9016 B Black 9005 A Brushed Aluminium R Rubbed Bronze* P Polished Brass* S Brushed Brass* 	<ul style="list-style-type: none"> 2490 2400K 90CRI 2798 2700K 98CRI 3098 3000K 98CRI 4095 4000K 95CRI 	<ul style="list-style-type: none"> NA Narrow 17° ME Medium 24° WD Wide 35° VW Very Wide 50° 	<ul style="list-style-type: none"> A 0-10V B 1-10V C Casambi D DALI

Example Code: 1112C - TT - 2798ME - D

*Premium & custom finishes are built to order, subject to an extended lead time & MOQ

SOLO 8 PLUS STUCCHI

35° WIDE BEAM



TECHNICAL DESCRIPTION

Solo 8 Plus Stucchi is a Constant Voltage single source LED spotlight that is machined from aerospace grade aluminium 6063-T6 and comes as standard in white, black and brushed aluminium along with three premium brass finishes. It has four site-changeable optics for flexible beam distribution and 360° lockable pan and 90° constant torque tilt. The wide beam in our 7.00W 515lm module has a peak intensity of 1253cd. This product requires an external 48V Constant Voltage LED power supply.

MECHANICAL & ELECTRICAL

CATEGORY IP20	WATTAGE 7.00W
MATERIAL Machined AL 6063-T6 Machined Brass	FORWARD VOLTAGE 48V
PAN 360°	SUPPLY TYPE Constant Voltage
TILT 90°	DRIVER LOCATION Remote AC to 48VDC
LOCKABLE Pan	DIMMING DALI 0-10V 1-10V Casambi
WEIGHT 102g 0.22lb	

MOUNTING





MOUNTING 48V Stucchi Track Recessed | Trimless Recessed | Surface | Suspended

FINISHES

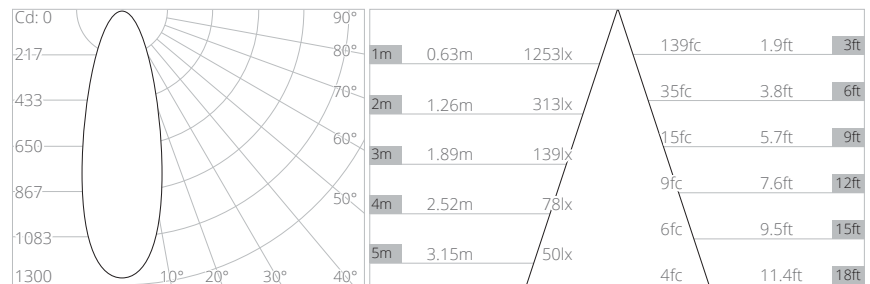
FINISHES Brushed Aluminium | Black RAL9005 | Traffic White RAL9016 | Rubbed Bronze* | Polished Brass* | Satin Brass*

*Premium & custom finishes are built & finished to order. These are subject to an extended lead time & MOQ.

OPTICAL & STANDARDS

NOMINAL LUMENS 515lm	BEAM ANGLE 35°
DELIVERED LUMENS 461lm	CRI 92 TYP - 2400K 98 TYP - 2700K/3000K
COLOUR TEMPERATURE 2400K 2700K 3000K	TM-30 RF: 95 RG: 101
ACCESSORY HOLDER N/A	WARRANTY 5 Years
ACCESSORIES Louver Lenses 25mm (1")	LIFETIME L90B10 50,000hrs
TM65 8.77kgCO2e	STANDARDS
TM66 2.4	   

Photometry shown is for 3000K module. Please enquire for other CCT photometry.



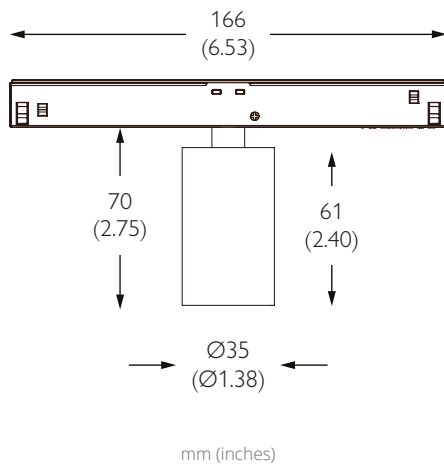
MODEL	TRACK & ADAPTER FINISH	LUMINAIRE FINISH	LED CCT	BEAM ANGLE	DIMMING CONTROL
1112C	<ul style="list-style-type: none"> T White 9016 B Black 9005 	<ul style="list-style-type: none"> T White 9016 B Black 9005 A Brushed Aluminium R Rubbed Bronze* P Polished Brass* S Brushed Brass* 	<ul style="list-style-type: none"> 2490 2400K 90CRI 2798 2700K 98CRI 3098 3000K 98CRI 4095 4000K 95CRI 	<ul style="list-style-type: none"> NA Narrow 17° ME Medium 24° WD Wide 35° VW Very Wide 50° 	<ul style="list-style-type: none"> A 0-10V B 1-10V C Casambi D DALI

Example Code: 1112C - TT - 2798ME - D

*Premium & custom finishes are built to order, subject to an extended lead time & MOQ

SOLO 8 PLUS STUCCHI

50° VERY WIDE BEAM



TECHNICAL DESCRIPTION

Solo 8 Plus Stucchi is a Constant Voltage single source LED spotlight that is machined from aerospace grade aluminium 6063-T6 and comes as standard in white, black and brushed aluminium along with three premium brass finishes. It has four site-changeable optics for flexible beam distribution and 360° lockable pan and 90° constant torque tilt. The very wide beam in our 7.00W 515lm module has a peak intensity of 591cd. This product requires an external 48V Constant Voltage LED power supply.

MECHANICAL & ELECTRICAL

CATEGORY IP20	WATTAGE 7.00W
MATERIAL Machined AL 6063-T6 Machined Brass	FORWARD VOLTAGE 48V
PAN 360°	SUPPLY TYPE Constant Voltage
TILT 90°	DRIVER LOCATION Remote AC to 48VDC
LOCKABLE Pan	DIMMING DALI 0-10V 1-10V Casambi
WEIGHT 102g 0.22lb	

MOUNTING





MOUNTING 48V Stucchi Track Recessed | Trimless Recessed | Surface | Suspended

FINISHES

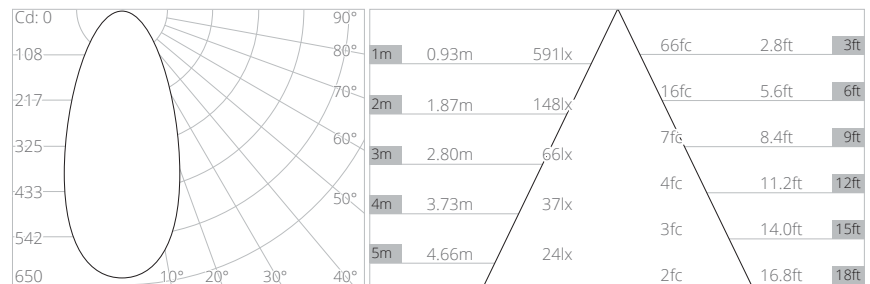
FINISHES Brushed Aluminium | Black RAL9005 | Traffic White RAL9016 | Rubbed Bronze* | Polished Brass* | Satin Brass*

*Premium & custom finishes are built & finished to order. These are subject to an extended lead time & MOQ.

OPTICAL & STANDARDS

NOMINAL LUMENS 515lm	BEAM ANGLE 50°
DELIVERED LUMENS 415lm	CRI 92 TYP - 2400K 98 TYP - 2700K/3000K
COLOUR TEMPERATURE 2400K 2700K 3000K	TM-30 RF: 95 RG: 101
ACCESSORY HOLDER N/A	WARRANTY 5 Years
ACCESSORIES Louver Lenses 25mm (1")	LIFETIME L90B10 50,000hrs
TM65 8.77kgCO2e	STANDARDS
TM66 2.4	   

Photometry shown is for 3000K module. Please enquire for other CCT photometry.



MODEL	TRACK & ADAPTER FINISH	LUMINAIRE FINISH	LED CCT	BEAM ANGLE	DIMMING CONTROL
1112C	<ul style="list-style-type: none"> T White 9016 B Black 9005 	<ul style="list-style-type: none"> T White 9016 B Black 9005 A Brushed Aluminium R Rubbed Bronze* P Polished Brass* S Brushed Brass* 	<ul style="list-style-type: none"> 2490 2400K 90CRI 2798 2700K 98CRI 3098 3000K 98CRI 4095 4000K 95CRI 	<ul style="list-style-type: none"> NA Narrow 17° ME Medium 24° WD Wide 35° VW Very Wide 50° 	<ul style="list-style-type: none"> A 0-10V B 1-10V C Casambi D DALI


Example Code: 1112C - TT - 2798ME - D

*Premium & custom finishes are built to order, subject to an extended lead time & MOQ

DRIVER COMPATIBILITY

MEANWELL | 60W | DIMMING DIRECT TO TRACK

NO. OF LIGHTS PER DRIVER 1 to 8
 MIN DIM LEVEL N/A Dimming direct to track
 VOLTAGE REGION 230V
 FOR NORTH AMERICA No
 WATTAGE 60W
 OUTPUT VOLTAGE 48V
 SUPPLY TYPE Constant Voltage
 DRIVER LOCATION Remote
 MANUFACTURER Meanwell



ORDER CODE PSCV-60-48-N1-MW

LENGTH 162mm (6.38")


WIDTH 42mm (1.65")

HEIGHT 32mm (1.23")



MEANWELL | 100W | DIMMING DIRECT TO TRACK

NO. OF LIGHTS PER DRIVER 1 to 14
 MIN DIM LEVEL N/A Dimming direct to track
 VOLTAGE REGION 230V
 FOR NORTH AMERICA No
 WATTAGE 100W
 OUTPUT VOLTAGE 48V
 SUPPLY TYPE Constant Voltage
 DRIVER LOCATION Remote
 MANUFACTURER Meanwell



ORDER CODE PSCV-100-48-N1-MW

LENGTH 190mm (7.48")

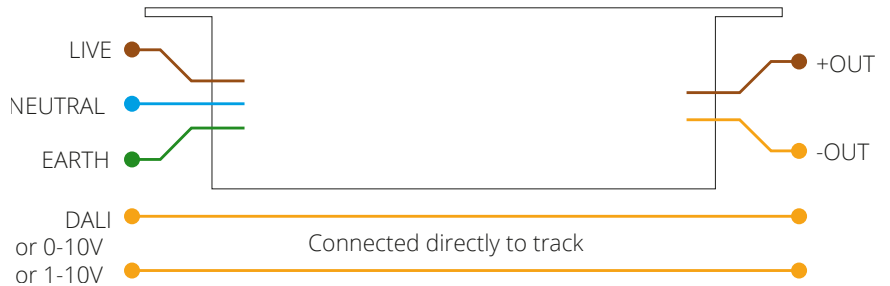
WIDTH 52mm (2.04")

HEIGHT 37mm (1.46")



MEANWELL | 100W | DIMMING DIRECT TO TRACK

NO. OF LIGHTS PER DRIVER 1 to 14
 MIN DIM LEVEL N/A Dimming direct to track
 VOLTAGE REGION 120V
 FOR NORTH AMERICA Yes
 WATTAGE 100W
 OUTPUT VOLTAGE 48V
 SUPPLY TYPE Constant Voltage
 DRIVER LOCATION Remote
 MANUFACTURER Meanwell



ORDER CODE USCV-100-48-N1-MW-EN

LENGTH 350mm (13.75")

WIDTH 65mm (2.6")

HEIGHT 57mm (2.25")

