

# SOLO 8 PLUS 48V DC TRACK

17° NARROW BEAM

STATIC WHITE

## OVERVIEW

Solo 8 Plus 48V DC Track is a Constant Voltage single source LED spotlight that is machined from aerospace grade aluminium 6063-T6 and comes as standard in white, black and brushed aluminium along with three premium brass finishes. It has four site-changeable optics for flexible beam distribution and 360° lockable pan and 90° constant torque tilt. The narrow beam in our 6.67W 515lm module has a peak intensity of 3738cd. This product mounts to the 48V DC Stucchi Multisystem Evo Track and requires an external 48V Constant Voltage LED power supply to the track.



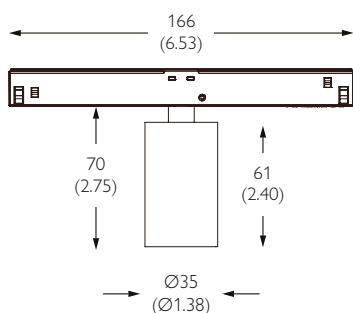
- UK PART L**
- Part L1A / L1B (Dwellings) ●
  - Part L2A (General)
  - Part L2A (Display) ●



## PERFORMANCE

FWHM	17°	Category	IP20
Luminous Flux	405 lm	Material	Machined AL 6063-T6   Machined Brass
Peak Intensity	3738 cd	Finishes	Brushed Aluminium   Black RAL9005   White RAL9016   Rubbed Bronze*   Polished Brass*   Brushed Brass*
CCT	2400K   2700K   3000K   3500K   4000K	Weight	102g   0.22lb
CRI Min.	92: 2400K   98: 2700K/3000K/3500K   95: 4000K	Mounting	48V Track Recessed   Trimless Recessed   Surface   Suspended
Drive Current	139 mA	Movement	Pan 360°   Tilt 90°
Nom. Voltage	48 V	Lockable	Pan
Max. Wattage	6.67 W	Accessories	N/A   Louver   Lenses 25mm (1")
Dimming	0-10V   Local Dim   Casambi   DALI	TM65   TM66	8.77kgCO2e   2.4
Driver Type	Constant Voltage   Remote AC to 48VDC	Lifetime	L90B10 50,000hrs   5 year warranty
Class	SELV   Class III		

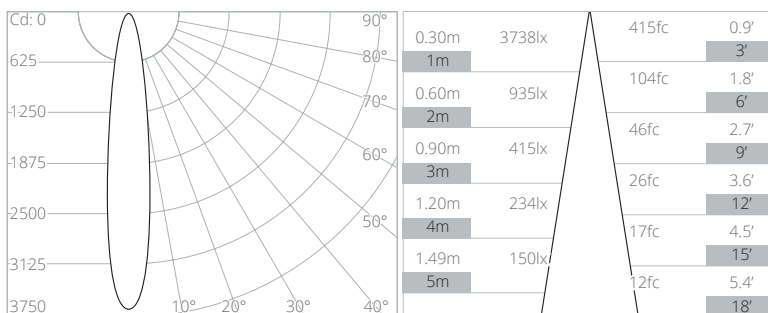
## DIMENSIONS



mm (inches)

## PHOTOMETRY

CCT	Multiplier
2400K	x0.97
2700K	x0.93
3000K	x1.00
3500K	x1.05
4000K	x1.05



Data at 3000K

## ORDER CODE

Model	Track Finish	Luminaire Finish	CCT	Beam Angle	Dimming Control
1112C	-	-	-	-	-
	T White RAL 9016	T White RAL 9016	2490 2400K 90CRI	NA Narrow 17°	A 0-10V
	B Black RAL 9005	B Black RAL 9005	2798 2700K 98CRI	ME Medium 24°	L Local Dim
	A Brushed Aluminium	A Brushed Aluminium	3098 3000K 98CRI	WD Wide 35°	C Casambi
	R Rubbed Bronze*	R Rubbed Bronze*	3598 3500K 98CRI	VW Very Wide 50°	D DALI
	P Polished Brass*	P Polished Brass*	4095 4000K 95CRI		
	S Brushed Brass*	S Brushed Brass*			

Example Code: 1112C-TT-2798NA-D

\*Premium & custom finishes are built to order, subject to an extended lead time & MOQ  
See Drivers, Power Supplies and Accessories sections for further order codes

# SOLO 8 PLUS 48V DC TRACK

24° MEDIUM BEAM

STATIC WHITE

## OVERVIEW

Solo 8 Plus 48V DC Track is a Constant Voltage single source LED spotlight that is machined from aerospace grade aluminium 6063-T6 and comes as standard in white, black and brushed aluminium along with three premium brass finishes. It has four site-changeable optics for flexible beam distribution and 360° lockable pan and 90° constant torque tilt. The medium beam in our 6.67W 515lm module has a peak intensity of 2468cd. This product mounts to the 48V DC Stucchi Multisystem Evo Track and requires an external 48V Constant Voltage LED power supply to the track.



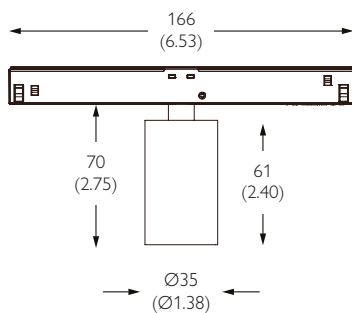
- UK PART L**
- Part L1A / L1B (Dwellings) ●
  - Part L2A (General)
  - Part L2A (Display) ●



## PERFORMANCE

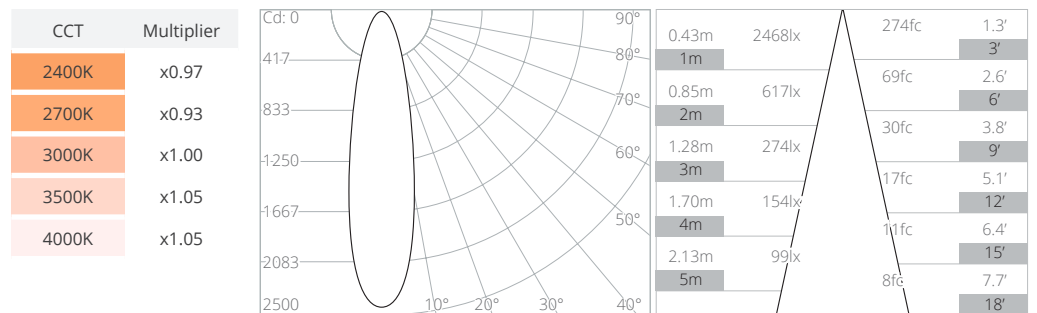
FWHM	24°	Category	IP20
Luminous Flux	440 lm	Material	Machined AL 6063-T6   Machined Brass
Peak Intensity	2468 cd	Finishes	Brushed Aluminium   Black RAL9005   White RAL9016   Rubbed Bronze*   Polished Brass*   Brushed Brass*
CCT	2400K   2700K   3000K   3500K   4000K	Weight	102g   0.22lb
CRI Min.	92: 2400K   98: 2700K/3000K/3500K   95: 4000K	Mounting	48V Track Recessed   Trimless Recessed   Surface   Suspended
Drive Current	139 mA	Movement	Pan 360°   Tilt 90°
Nom. Voltage	48 V	Lockable	Pan
Max. Wattage	6.67 W	Accessories	N/A   Louver   Lenses 25mm (1")
Dimming	0-10V   Local Dim   Casambi   DALI	TM65   TM66	8.77kgCO2e   2.4
Driver Type	Constant Voltage   Remote AC to 48VDC	Lifetime	L90B10 50,000hrs   5 year warranty
Class	SELV   Class III		

## DIMENSIONS



mm (inches)

## PHOTOMETRY



Data at 3000K

## ORDER CODE

Model	Track Finish	Luminaire Finish	CCT	Beam Angle	Dimming Control
1112C	-	-	-	-	-
	T White RAL 9016	T White RAL 9016	2490 2400K 90CRI	NA Narrow 17°	A 0-10V
	B Black RAL 9005	B Black RAL 9005	2798 2700K 98CRI	ME Medium 24°	L Local Dim
	A Brushed Aluminium	A Brushed Aluminium	3098 3000K 98CRI	WD Wide 35°	C Casambi
	R Rubbed Bronze*	R Rubbed Bronze*	3598 3500K 98CRI	VW Very Wide 50°	D DALI
	P Polished Brass*	P Polished Brass*	4095 4000K 95CRI		
	S Brushed Brass*	S Brushed Brass*			

Example Code: 1112C-TT-2798ME-D

\*Premium & custom finishes are built to order, subject to an extended lead time & MOQ  
See Drivers, Power Supplies and Accessories sections for further order codes

# SOLO 8 PLUS 48V DC TRACK

35° WIDE BEAM

STATIC WHITE

## OVERVIEW

Solo 8 Plus 48V DC Track is a Constant Voltage single source LED spotlight that is machined from aerospace grade aluminium 6063-T6 and comes as standard in white, black and brushed aluminium along with three premium brass finishes. It has four site-changeable optics for flexible beam distribution and 360° lockable pan and 90° constant torque tilt. The wide beam in our 6.67W 515lm module has a peak intensity of 1253cd. This product mounts to the 48V DC Stucchi Multisystem Evo Track and requires an external 48V Constant Voltage LED power supply to the track.



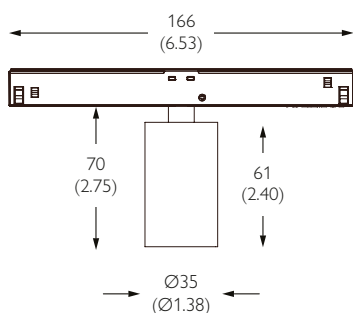
- UK PART L**
- Part L1A / L1B (Dwellings) ●
  - Part L2A (General)
  - Part L2A (Display) ●



## PERFORMANCE

<b>FWHM</b>	35°	<b>Category</b>	IP20
<b>Luminous Flux</b>	461 lm	<b>Material</b>	Machined AL 6063-T6   Machined Brass
<b>Peak Intensity</b>	1253 cd	<b>Finishes</b>	Brushed Aluminium   Black RAL9005   White RAL9016   Rubbed Bronze*   Polished Brass*   Brushed Brass*
<b>CCT</b>	2400K   2700K   3000K   3500K   4000K	<b>Weight</b>	102g   0.22lb
<b>CRI Min.</b>	92: 2400K   98: 2700K/3000K/3500K   95: 4000K	<b>Mounting</b>	48V Track Recessed   Trimless Recessed   Surface   Suspended
<b>Drive Current</b>	139 mA	<b>Movement</b>	Pan 360°   Tilt 90°
<b>Nom. Voltage</b>	48 V	<b>Lockable</b>	Pan
<b>Max. Wattage</b>	6.67 W	<b>Accessories</b>	N/A   Louver   Lenses 25mm (1")
<b>Dimming</b>	0-10V   Local Dim   Casambi   DALI	<b>TM65   TM66</b>	8.77kgCO2e   2.4
<b>Driver Type</b>	Constant Voltage   Remote AC to 48VDC	<b>Lifetime</b>	L90B10 50,000hrs   5 year warranty
<b>Class</b>	SELV   Class III		

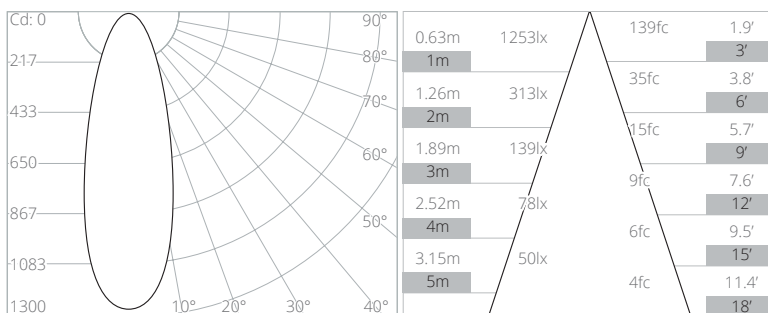
## DIMENSIONS



mm (inches)

## PHOTOMETRY

CCT	Multiplier
2400K	x0.97
2700K	x0.93
3000K	x1.00
3500K	x1.05
4000K	x1.05



Data at 3000K

## ORDER CODE

Model	Track Finish	Luminaire Finish	CCT	Beam Angle	Dimming Control
1112C	-	-	-	-	-
	T White RAL 9016	T White RAL 9016	2490 2400K 90CRI	NA Narrow 17°	A 0-10V
	B Black RAL 9005	B Black RAL 9005	2798 2700K 98CRI	ME Medium 24°	L Local Dim
		A Brushed Aluminium	3098 3000K 98CRI	WD Wide 35°	C Casambi
		R Rubbed Bronze*	3598 3500K 98CRI	VW Very Wide 50°	D DALI
		P Polished Brass*	4095 4000K 95CRI		
		S Brushed Brass*			

Example Code: 1112C-TT-2798WD-D

\*Premium & custom finishes are built to order, subject to an extended lead time & MOQ  
See Drivers, Power Supplies and Accessories sections for further order codes

# SOLO 8 PLUS 48V DC TRACK

50° VERY WIDE BEAM

STATIC WHITE

## OVERVIEW

Solo 8 Plus 48V DC Track is a Constant Voltage single source LED spotlight that is machined from aerospace grade aluminium 6063-T6 and comes as standard in white, black and brushed aluminium along with three premium brass finishes. It has four site-changeable optics for flexible beam distribution and 360° lockable pan and 90° constant torque tilt. The very wide beam in our 6.67W 515lm module has a peak intensity of 591cd. This product mounts to the 48V DC Stucchi Multisystem Evo Track and requires an external 48V Constant Voltage LED power supply to the track.



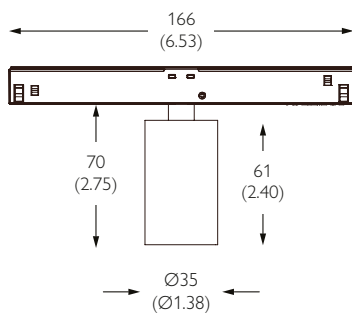
- UK PART L**
- Part L1A / L1B (Dwellings) ●
  - Part L2A (General)
  - Part L2A (Display) ●



## PERFORMANCE

FWHM	50°	Category	IP20
Luminous Flux	415 lm	Material	Machined AL 6063-T6   Machined Brass
Peak Intensity	591 cd	Finishes	Brushed Aluminium   Black RAL9005   White RAL9016   Rubbed Bronze*   Polished Brass*   Brushed Brass*
CCT	2400K   2700K   3000K   3500K   4000K	Weight	102g   0.22lb
CRI Min.	92: 2400K   98: 2700K/3000K/3500K   95: 4000K	Mounting	48V Track Recessed   Trimless Recessed   Surface   Suspended
Drive Current	139 mA	Movement	Pan 360°   Tilt 90°
Nom. Voltage	48 V	Lockable	Pan
Max. Wattage	6.67 W	Accessories	N/A   Louver   Lenses 25mm (1")
Dimming	0-10V   Local Dim   Casambi   DALI	TM65   TM66	8.77kgCO2e   2.4
Driver Type	Constant Voltage   Remote AC to 48VDC	Lifetime	L90B10 50,000hrs   5 year warranty
Class	SELV   Class III		

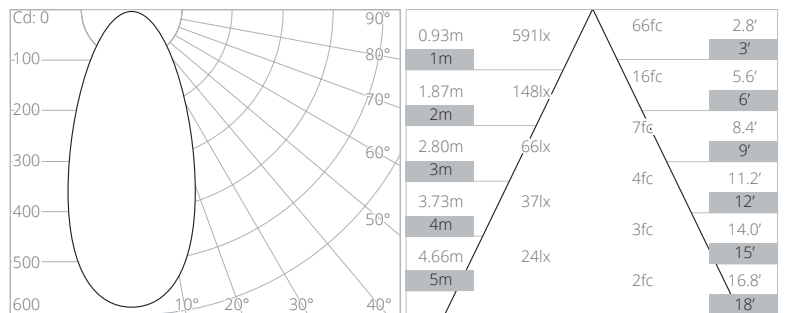
## DIMENSIONS



mm (inches)

## PHOTOMETRY

CCT	Multiplier
2400K	x0.97
2700K	x0.93
3000K	x1.00
3500K	x1.05
4000K	x1.05



Data at 3000K

## ORDER CODE

Model	Track Finish	Luminaire Finish	CCT	Beam Angle	Dimming Control
1112C	-	-	-	-	-
	T White RAL 9016	T White RAL 9016	2490 2400K 90CRI	NA Narrow 17°	A 0-10V
	B Black RAL 9005	B Black RAL 9005	2798 2700K 98CRI	ME Medium 24°	L Local Dim
	A Brushed Aluminium	A Brushed Aluminium	3098 3000K 98CRI	WD Wide 35°	C Casambi
	R Rubbed Bronze*	R Rubbed Bronze*	3598 3500K 98CRI	VW Very Wide 50°	D DALI
	P Polished Brass*	P Polished Brass*	4095 4000K 95CRI		
	S Brushed Brass*	S Brushed Brass*			

Example Code: 1112C-TT-2798VW-D

\*Premium & custom finishes are built to order, subject to an extended lead time & MOQ  
See Drivers, Power Supplies and Accessories sections for further order codes

# SOLO 8 PLUS 48V DC TRACK

precision  
by luminii


DRIVER COMPATIBILITY

STATIC WHITE

## DRIVERS

### 60W | DIMMING DIRECT TO TRACK

**NO. OF LIGHTS PER DRIVER** 1 to 7  
**MIN DIM LEVEL** N/A Dimming direct to track  
**VOLTAGE REGION** 230V  
**FOR NORTH AMERICA** No  
**WATTAGE** 60W  
**OUTPUT VOLTAGE** 48V  
**SUPPLY TYPE** Constant Voltage  
**DRIVER LOCATION** Remote




**ORDER CODE** PSCV-60-48-N1-MW

**LENGTH** 162mm (6.38") **WIDTH** 42mm (1.65") **HEIGHT** 32mm (1.23")



### 100W | DIMMING DIRECT TO TRACK

**NO. OF LIGHTS PER DRIVER** 1 to 12  
**MIN DIM LEVEL** N/A Dimming direct to track  
**VOLTAGE REGION** 230V  
**FOR NORTH AMERICA** No  
**WATTAGE** 100W  
**OUTPUT VOLTAGE** 48V  
**SUPPLY TYPE** Constant Voltage  
**DRIVER LOCATION** Remote



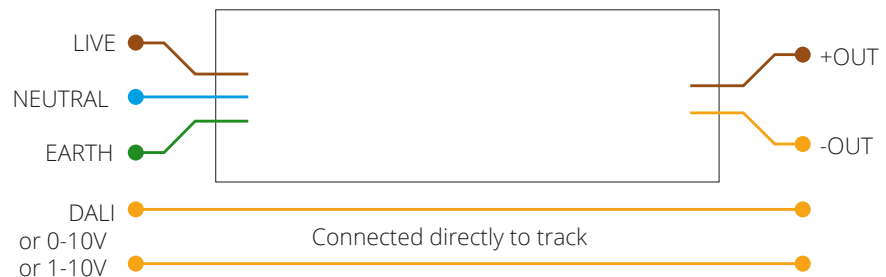
**ORDER CODE** PSCV-100-48-N1-MW

**LENGTH** 190mm (7.48") **WIDTH** 52mm (2.04") **HEIGHT** 37mm (1.46")



### 96W | DIMMING DIRECT TO TRACK

**NO. OF LIGHTS PER DRIVER** 1 to 12  
**MIN DIM LEVEL** N/A Dimming direct to track  
**VOLTAGE REGION** 120V & 277V  
**FOR NORTH AMERICA** Yes  
**WATTAGE** 96W  
**OUTPUT VOLTAGE** 48V  
**SUPPLY TYPE** Constant Voltage  
**DRIVER LOCATION** Remote



**ORDER CODE** USCV-96-48-N1-SC-EN

**LENGTH** 220mm (8.66") **WIDTH** 95mm (3.74") **HEIGHT** 40mm (1.57")

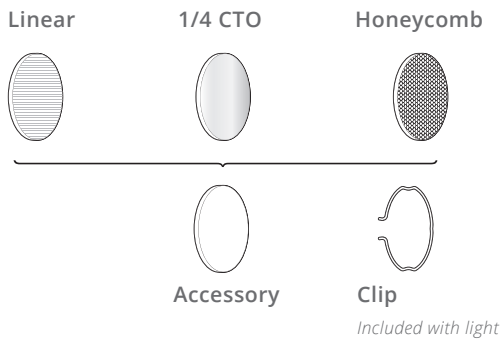


# SOLO 8 SERIES SPOTLIGHT ACCESSORIES

FOR USE WITH SOLO 8 | PLUS | WARM DIM | TUNABLE WHITE

## ACCESSORIES

The Solo 8 series track and surface spotlights can accommodate 2 accessories with the provided accessory clip.

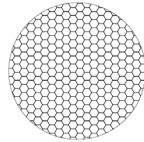


### Honeycomb Louvre

*Enhances glare control*

THICKNESS      3.2mm (0.126")  
DAIMETER      25mm (0.985")

PART CODE      995-25-BK




### 1/4 CTO Dichroic

*CCT warming - approx 300K*

THICKNESS      1.8mm (0.071")  
DAIMETER      25mm (0.985")

PART CODE      997-1/4CTO-25




### Linear Lens

*Elongates beam*

THICKNESS      1.5mm (0.059")  
DAIMETER      25mm (0.985")

PART CODE      HKFD-25-LIN



## OPTICS

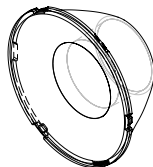
The Solo 8 series track and surface spotlights have field changeable primary optics.

### Static White Optic

*Primary beam angle control*

DAIMETER      25mm (0.985")

NARROW CODE      HKHG-25-15-PMMA  
MEDIUM CODE      HKHG-25-24-PMMA  
WIDE CODE      HKHG-25-36-PMMA  
VERY WIDE CODE      HKHG-25-50-PMMA



### Tunable White Optic

*Primary beam angle control*

DAIMETER      25mm (0.985")

MEDIUM CODE      HKRG-25-18-PMMA  
WIDE CODE      HKRG-25-24-PMMA  
VERY WIDE CODE      HKRG-25-36-PMMA

