

SOLO 16 TUNABLE WHITE 48V DC TRACK

17° NARROW BEAM

TUNABLE WHITE

OVERVIEW

Solo 16 Tunable White 48V DC Track is a Constant Voltage LED spotlight with the option of 2 CCT tuning ranges (1800-3000K / 2700-5000K) and comes as standard in white, black and brushed aluminium along with three premium brass finishes. It has four site-changeable optics for flexible beam distribution and 360° lockable pan and 90° constant torque tilt. The narrow beam in our 13.87W 1050lm module has a peak intensity of 7560cd. An accessory holder is available separately that can accommodate 55mm (2.16") lenses and louvers. This product mounts to the 48V DC Stucchi Multisystem Evo Track and requires an external 48V Constant Voltage LED power supply to the track.



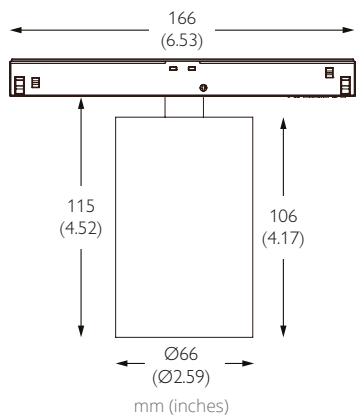
- UK PART L**
- Part L1A / L1B (Dwellings) ●
 - Part L2A (General)
 - Part L2A (Display) ●



PERFORMANCE

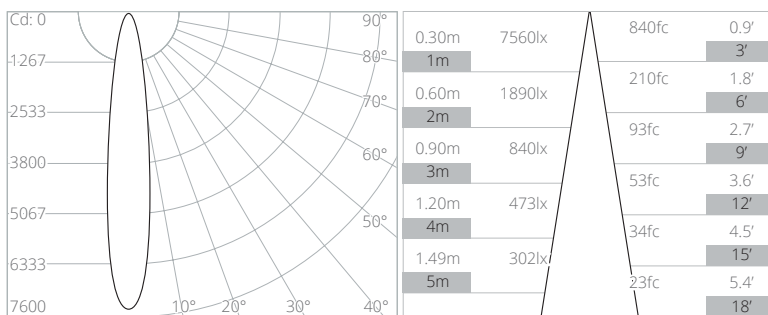
FWHM	17°	Category	IP20
Luminous Flux	921 lm	Material	Machined AL 6063-T6 Machined Brass
Peak Intensity	7560 cd	Finishes	Brushed Aluminium Black RAL9005 White RAL9016 Rubbed Bronze* Polished Brass* Brushed Brass*
CCT	1800-3000K 2700-5000K	Weight	395g 570g* 0.87lb 1.25lb*
CRI Min.	94 TYP	Mounting	48V Track Recessed Trimless Recessed Surface Suspended
Drive Current	289 mA	Movement	Pan 360° Tilt 90°
Nom. Voltage	48 V	Lockable	Pan
Max. Wattage	13.87 W	Accessories	Separate Lenses Louver 55mm (2.16")
Dimming	DALI DT6 DALI DT8	TM65 TM66	17.52kgCO2e 2.4
Driver Type	Constant Voltage Remote AC to 48VDC	Lifetime	L90B10 50,000hrs 5 year warranty
Class	SELV Class III		

DIMENSIONS



PHOTOMETRY

CCT	Multiplier
1800K	x0.57
2400K	x0.77
3000K	x1.00
4000K	x1.05
5000K	x1.06



Data at 3000K

ORDER CODE

Model	Track Finish	Luminaire Finish	CCT	Beam Angle	Dimming Control
1052T	-	-	-	-	-
	T White RAL 9016	T White RAL 9016	T01 1800K-3000K 94CRI	NA Narrow 17°	D DALI DT6
	B Black RAL 9005	B Black RAL 9005	T02 2700K-5000K 94CRI	ME Medium 26°	E DALI DT8
		A Brushed Aluminium		WD Wide 34°	
		R Rubbed Bronze*		VW Very Wide 44°	
		P Polished Brass*			
		S Brushed Brass*			

Example Code: 1052T-TT-T02NA-D

*Premium & custom finishes are built to order, subject to an extended lead time & MOQ
See Drivers, Power Supplies and Accessories sections for further order codes

SOLO 16 TUNABLE WHITE 48V DC TRACK

26° MEDIUM BEAM

TUNABLE WHITE

OVERVIEW

Solo 16 Tunable White 48V DC Track is a Constant Voltage LED spotlight with the option of 2 CCT tuning ranges (1800-3000K / 2700-5000K) and comes as standard in white, black and brushed aluminium along with three premium brass finishes. It has four site-changeable optics for flexible beam distribution and 360° lockable pan and 90° constant torque tilt. The medium beam in our 13.87W 1050lm module has a peak intensity of 3600cd. An accessory holder is available separately that can accommodate 55mm (2.16") lenses and louvers. This product mounts to the 48V DC Stucchi Multisystem Evo Track and requires an external 48V Constant Voltage LED power supply to the track.



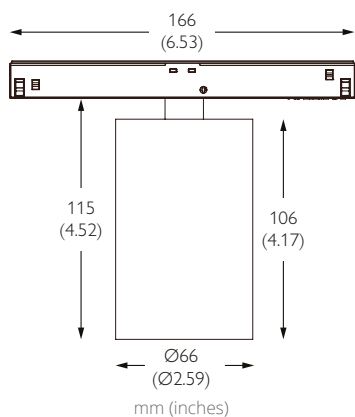
- UK PART L**
- Part L1A / L1B (Dwellings) ●
 - Part L2A (General)
 - Part L2A (Display) ●



PERFORMANCE

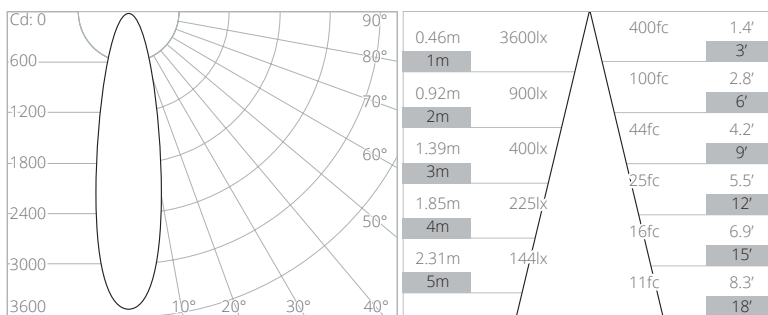
FWHM	26°	Category	IP20
Luminous Flux	869 lm	Material	Machined AL 6063-T6 Machined Brass
Peak Intensity	3600 cd	Finishes	Brushed Aluminium Black RAL9005 White RAL9016 Rubbed Bronze* Polished Brass* Brushed Brass*
CCT	1800-3000K 2700-5000K	Weight	395g 570g* 0.87lb 1.25lb*
CRI Min.	94 TYP	Mounting	48V Track Recessed Trimless Recessed Surface Suspended
Drive Current	289 mA	Movement	Pan 360° Tilt 90°
Nom. Voltage	48 V	Lockable	Pan
Max. Wattage	13.87 W	Accessories	Separate Lenses Louver 55mm (2.16")
Dimming	DALI DT6 DALI DT8	TM65 TM66	17.52kgCO2e 2.4
Driver Type	Constant Voltage Remote AC to 48VDC	Lifetime	L90B10 50,000hrs 5 year warranty
Class	SELV Class III		

DIMENSIONS



PHOTOMETRY

CCT	Multiplier
1800K	x0.57
2400K	x0.77
3000K	x1.00
4000K	x1.05
5000K	x1.06



Data at 3000K

ORDER CODE

Model	Track Finish	Luminaire Finish	CCT	Beam Angle	Dimming Control
1052T	-	-	-	-	-
	T White RAL 9016	T White RAL 9016	T01 1800K-3000K 94CRI	NA Narrow 17°	D DALI DT6
	B Black RAL 9005	B Black RAL 9005	T02 2700K-5000K 94CRI	ME Medium 26°	E DALI DT8
		A Brushed Aluminium		WD Wide 34°	
		R Rubbed Bronze*		VW Very Wide 44°	
		P Polished Brass*			
		S Brushed Brass*			

Example Code: 1052T-TT-T02ME-D

*Premium & custom finishes are built to order, subject to an extended lead time & MOQ
See Drivers, Power Supplies and Accessories sections for further order codes

SOLO 16 TUNABLE WHITE 48V DC TRACK

34° WIDE BEAM

TUNABLE WHITE

OVERVIEW

Solo 16 Tunable White 48V DC Track is a Constant Voltage LED spotlight with the option of 2 CCT tuning ranges (1800-3000K / 2700-5000K) and comes as standard in white, black and brushed aluminium along with three premium brass finishes. It has four site-changeable optics for flexible beam distribution and 360° lockable pan and 90° constant torque tilt. The wide beam in our 13.87W 1050lm module has a peak intensity of 2150cd. An accessory holder is available separately that can accommodate 55mm (2.16") lenses and louvers. This product mounts to the 48V DC Stucchi Multisystem Evo Track and requires an external 48V Constant Voltage LED power supply to the track.



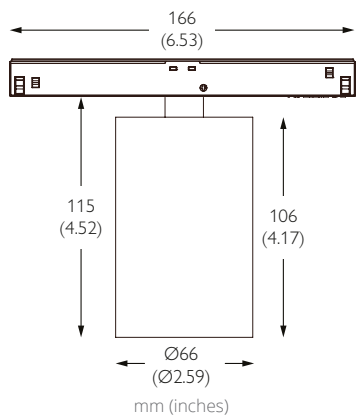
- UK PART L**
- Part L1A / L1B (Dwellings) ●
 - Part L2A (General)
 - Part L2A (Display) ●



PERFORMANCE

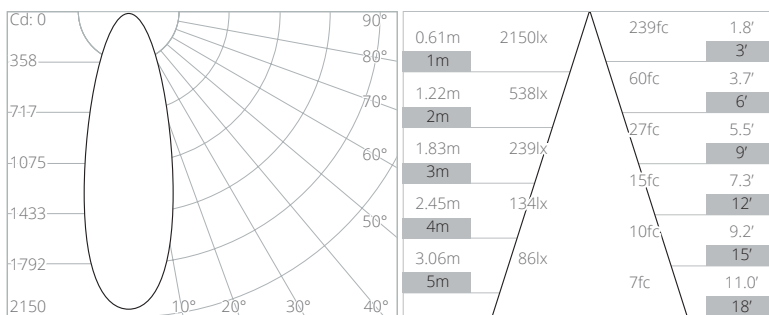
FWHM	34°	Category	IP20
Luminous Flux	780 lm	Material	Machined AL 6063-T6 Machined Brass
Peak Intensity	2150 cd	Finishes	Brushed Aluminium Black RAL9005 White RAL9016 Rubbed Bronze* Polished Brass* Brushed Brass*
CCT	1800-3000K 2700-5000K	Weight	395g 570g* 0.87lb 1.25lb*
CRI Min.	94 TYP	Mounting	48V Track Recessed Trimless Recessed Surface Suspended
Drive Current	289 mA	Movement	Pan 360° Tilt 90°
Nom. Voltage	48 V	Lockable	Pan
Max. Wattage	13.87 W	Accessories	Separate Lenses Louver 55mm (2.16")
Dimming	DALI DT6 DALI DT8	TM65 TM66	17.52kgCO2e 2.4
Driver Type	Constant Voltage Remote AC to 48VDC	Lifetime	L90B10 50,000hrs 5 year warranty
Class	SELV Class III		

DIMENSIONS



PHOTOMETRY

CCT	Multiplier
1800K	x0.57
2400K	x0.77
3000K	x1.00
4000K	x1.05
5000K	x1.06



ORDER CODE

Model	Track Finish	Luminaire Finish	CCT	Beam Angle	Dimming Control
1052T	-	-	-	-	-
	T White RAL 9016	T White RAL 9016	T01 1800K-3000K 94CRI	NA Narrow 17°	D DALI DT6
	B Black RAL 9005	B Black RAL 9005	T02 2700K-5000K 94CRI	ME Medium 26°	E DALI DT8
		A Brushed Aluminium		WD Wide 34°	
		R Rubbed Bronze*		VW Very Wide 44°	
		P Polished Brass*			
		S Brushed Brass*			

Example Code: 1052T-TT-T02WD-D

*Premium & custom finishes are built to order, subject to an extended lead time & MOQ
See Drivers, Power Supplies and Accessories sections for further order codes

SOLO 16 TUNABLE WHITE 48V DC TRACK

44° VERY WIDE BEAM

TUNABLE WHITE

OVERVIEW

Solo 16 Tunable White 48V DC Track is a Constant Voltage LED spotlight with the option of 2 CCT tuning ranges (1800-3000K / 2700-5000K) and comes as standard in white, black and brushed aluminium along with three premium brass finishes. It has four site-changeable optics for flexible beam distribution and 360° lockable pan and 90° constant torque tilt. The very wide beam in our 13.87W 1050lm module has a peak intensity of 1500cd. An accessory holder is available separately that can accommodate 55mm (2.16") lenses and louvers. This product mounts to the 48V DC Stucchi Multisystem Evo Track and requires an external 48V Constant Voltage LED power supply to the track.



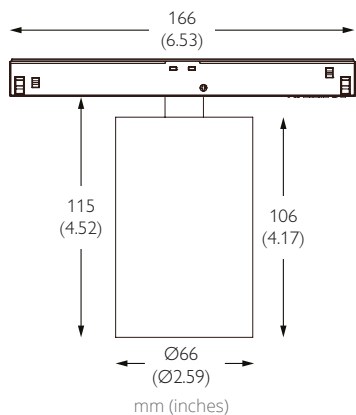
- UK PART L**
- Part L1A / L1B (Dwellings) ●
 - Part L2A (General)
 - Part L2A (Display) ●



PERFORMANCE

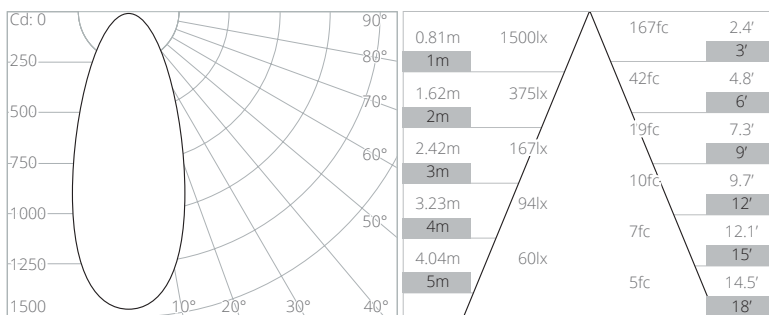
FWHM	44°	Category	IP20
Luminous Flux	763 lm	Material	Machined AL 6063-T6 Machined Brass
Peak Intensity	1500 cd	Finishes	Brushed Aluminium Black RAL9005 White RAL9016 Rubbed Bronze* Polished Brass* Brushed Brass*
CCT	1800-3000K 2700-5000K	Weight	395g 570g* 0.87lb 1.25lb*
CRI Min.	94 TYP	Mounting	48V Track Recessed Trimless Recessed Surface Suspended
Drive Current	289 mA	Movement	Pan 360° Tilt 90°
Nom. Voltage	48 V	Lockable	Pan
Max. Wattage	13.87 W	Accessories	Separate Lenses Louver 55mm (2.16")
Dimming	DALI DT6 DALI DT8	TM65 TM66	17.52kgCO2e 2.4
Driver Type	Constant Voltage Remote AC to 48VDC	Lifetime	L90B10 50,000hrs 5 year warranty
Class	SELV Class III		

DIMENSIONS



PHOTOMETRY

CCT	Multiplier
1800K	x0.57
2400K	x0.77
3000K	x1.00
4000K	x1.05
5000K	x1.06



Data at 3000K

ORDER CODE

Model	Track Finish	Luminaire Finish	CCT	Beam Angle	Dimming Control
1052T	-	-	-	-	-
	T White RAL 9016	T White RAL 9016	T01 1800K-3000K 94CRI	NA Narrow 17°	D DALI DT6
	B Black RAL 9005	B Black RAL 9005	T02 2700K-5000K 94CRI	ME Medium 26°	E DALI DT8
		A Brushed Aluminium		WD Wide 34°	
		R Rubbed Bronze*		VW Very Wide 44°	
		P Polished Brass*			
		S Brushed Brass*			

Example Code: 1052T-TT-T02VW-D

*Premium & custom finishes are built to order, subject to an extended lead time & MOQ
See Drivers, Power Supplies and Accessories sections for further order codes

SOLO 16 TUNABLE WHITE 48V DC TRACK


DRIVER COMPATIBILITY

TUNABLE WHITE

DRIVERS

60W | DIMMING DIRECT TO TRACK

NO. OF LIGHTS PER DRIVER 1 to 3
MIN DIM LEVEL N/A Dimming direct to track
VOLTAGE REGION 230V
FOR NORTH AMERICA No
WATTAGE 60W
OUTPUT VOLTAGE 48V
SUPPLY TYPE Constant Voltage
DRIVER LOCATION Remote




ORDER CODE PSCV-60-48-N1-MW

LENGTH 162mm (6.38") **WIDTH** 42mm (1.65") **HEIGHT** 32mm (1.23")



100W | DIMMING DIRECT TO TRACK

NO. OF LIGHTS PER DRIVER 1 to 5
MIN DIM LEVEL N/A Dimming direct to track
VOLTAGE REGION 230V
FOR NORTH AMERICA No
WATTAGE 100W
OUTPUT VOLTAGE 48V
SUPPLY TYPE Constant Voltage
DRIVER LOCATION Remote



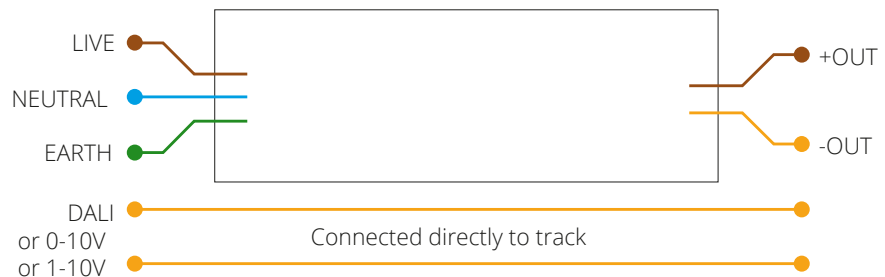
ORDER CODE PSCV-100-48-N1-MW

LENGTH 190mm (7.48") **WIDTH** 52mm (2.04") **HEIGHT** 37mm (1.46")



96W | DIMMING DIRECT TO TRACK

NO. OF LIGHTS PER DRIVER 1 to 5
MIN DIM LEVEL N/A Dimming direct to track
VOLTAGE REGION 120V & 277V
FOR NORTH AMERICA Yes
WATTAGE 96W
OUTPUT VOLTAGE 48V
SUPPLY TYPE Constant Voltage
DRIVER LOCATION Remote



ORDER CODE USCV-96-48-N1-SC-EN

LENGTH 220mm (8.66") **WIDTH** 95mm (3.74") **HEIGHT** 40mm (1.57")

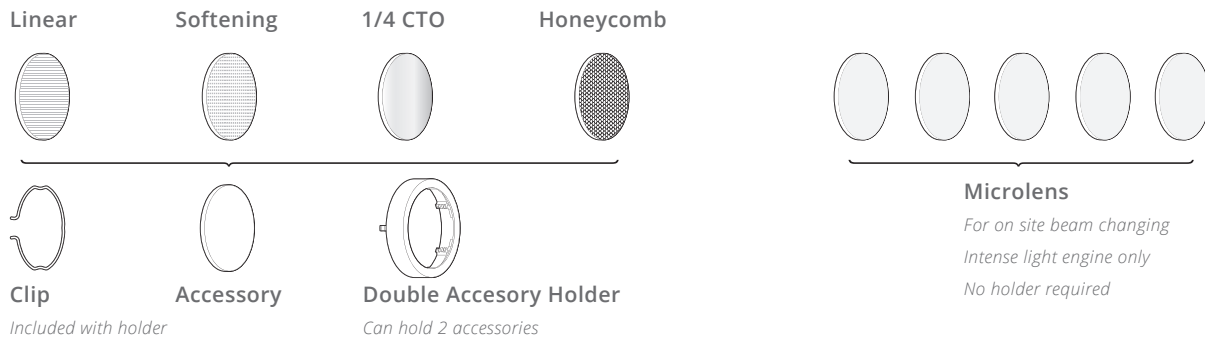


SOLO 16 SERIES SPOTLIGHT ACCESSORIES

FOR USE WITH SOLO 16 INTENSE | PLUS | WARM DIM | TUNABLE WHITE

ACCESSORIES

The Solo 16 series track and surface spotlights can accommodate accessories with a snap in accessory holder.



Double Accessory Holder

Can hold 2 accessories

HEIGHT 14mm (0.551")
DAIMETER 63mm (2.480")

PART CODE 254-BK

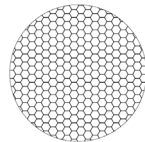


Honeycomb Louvre

Enhances glare control

THICKNESS 3.2mm (0.126")
DAIMETER 55mm (2.165")

PART CODE 995-55-BK



1/4 CTO Dichroic

CCT warming - approx 300K

THICKNESS 1.8mm (0.071")
DAIMETER 55mm (2.165")

PART CODE 997-1/4CTO-55




Softening Lens

Heavy Diffusion of beam

THICKNESS 3.2mm (0.126")
DAIMETER 55mm (2.165")

PART CODE 991-55



Linear Lens

Elongates beam

THICKNESS 3.9mm (0.154")
DAIMETER 55mm (2.165")

PART CODE 992-55



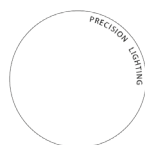
OPTICS

Microlens - Intense Light Engine Only

For on site beam angle changes. No holder required.

THICKNESS 1.0mm (0.039")
DAIMETER 49.5mm (1.949")

PART CODE 931-01 Ultra Narrow
931-02 Narrow
931-03 Medium
931-04 Flood
931-05 Wide Flood



Primary Optic

Primary beam angle control

	PLUS	WARM DIM TUNABLE WHITE
V NARROW CODE	C16686-ILONA-RS	
NARROW CODE	C16731-ILONA-SS	C16731-ILONA-SS
MEDIUM CODE	C16687-ILONA-M	C16687-ILONA-M
WIDE CODE	C16688-ILONA-W	C16688-ILONA-W
VERY WIDE CODE	C17434-ILONA-WW	C17434-ILONA-WW

