

SOLO 11 PLUS STUCCHI

19° NARROW BEAM



TECHNICAL DESCRIPTION

Solo 11 Plus Stucchi is a Constant Voltage single source LED spotlight that is machined from aerospace grade aluminium 6063-T6 and comes as standard in white, black and brushed aluminium along with three premium brass finishes. It has four site-changeable optics for flexible beam distribution and 360° lockable pan and 90° constant torque tilt. The narrow beam in our 9.80W 850lm module has a peak intensity of 5477cd. An accessory holder is available separately that can accommodate 37mm (1.45") lenses and louvers. This product requires an external 48V Constant Voltage LED power supply.

MECHANICAL & ELECTRICAL

CATEGORY IP20	WATTAGE 9.80W
MATERIAL Machined AL 6063-T6 Machined Brass	FORWARD VOLTAGE 48V
PAN 360°	SUPPLY TYPE Constant Voltage
TILT 90°	DRIVER LOCATION Remote AC to 48VDC
LOCKABLE Pan	DIMMING DALI 0-10V 1-10V Casambi
WEIGHT 170g 0.37lb	

MOUNTING




MOUNTING 48V Stucchi Track Recessed | Trimless Recessed | Surface | Suspended

FINISHES

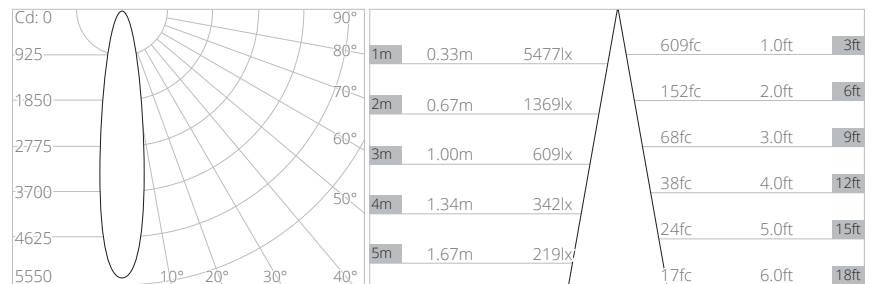
FINISHES Brushed Aluminium | Black RAL9005 | Traffic White RAL9016 | Rubbed Bronze* | Polished Brass* | Satin Brass*

*Premium & custom finishes are built & finished to order. These are subject to an extended lead time & MOQ.

OPTICAL & STANDARDS

NOMINAL LUMENS 850lm	BEAM ANGLE 19°
DELIVERED LUMENS 682lm	CRI 92 TYP - 2400K 98 TYP - 2700K/3000K
COLOUR TEMPERATURE 2400K 2700K 3000K	TM-30 RF: 95 RG: 101
ACCESSORY HOLDER Separate	WARRANTY 5 Years
ACCESSORIES Lenses Louver 37mm (1.45")	LIFETIME L90B10 50,000hrs
TM65 10.77kgCO2e	STANDARDS
TM66 2.4	   

Photometry shown is for 3000K module. Please enquire for other CCT photometry.



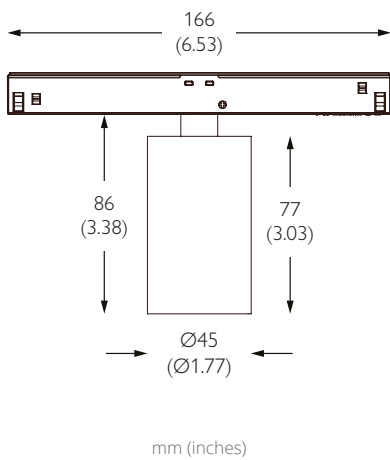
MODEL	TRACK & ADAPTER FINISH	LUMINAIRE FINISH	LED CCT	BEAM ANGLE	DIMMING CONTROL
1042C	<ul style="list-style-type: none"> T White 9016 B Black 9005 	<ul style="list-style-type: none"> T White 9016 B Black 9005 A Brushed Aluminium R Rubbed Bronze* P Polished Brass* S Brushed Brass* 	<ul style="list-style-type: none"> 2490 2400K 90CRI 2798 2700K 98CRI 3098 3000K 98CRI 4095 4000K 95CRI 	<ul style="list-style-type: none"> NA Narrow 19° ME Medium 25° WD Wide 37° VW Very Wide 50° 	<ul style="list-style-type: none"> A 0-10V B 1-10V C Casambi D DALI

Example Code: 1042C - TT - 2798ME - D

*Premium & custom finishes are built to order, subject to an extended lead time & MOQ

SOLO 11 PLUS STUCCHI

25° MEDIUM BEAM



TECHNICAL DESCRIPTION

Solo 11 Plus Stucchi is a Constant Voltage single source LED spotlight that is machined from aerospace grade aluminium 6063-T6 and comes as standard in white, black and brushed aluminium along with three premium brass finishes. It has four site-changeable optics for flexible beam distribution and 360° lockable pan and 90° constant torque tilt. The medium beam in our 9.80W 850lm module has a peak intensity of 3658cd. An accessory holder is available separately that can accommodate 37mm (1.45") lenses and louvers. This product requires an external 48V Constant Voltage LED power supply.

MECHANICAL & ELECTRICAL

CATEGORY IP20	WATTAGE 9.80W
MATERIAL Machined AL 6063-T6 Machined Brass	FORWARD VOLTAGE 48V
PAN 360°	SUPPLY TYPE Constant Voltage
TILT 90°	DRIVER LOCATION Remote AC to 48VDC
LOCKABLE Pan	DIMMING DALI 0-10V 1-10V Casambi
WEIGHT 170g 0.37lb	

MOUNTING





MOUNTING 48V Stucchi Track Recessed | Trimless Recessed | Surface | Suspended

FINISHES

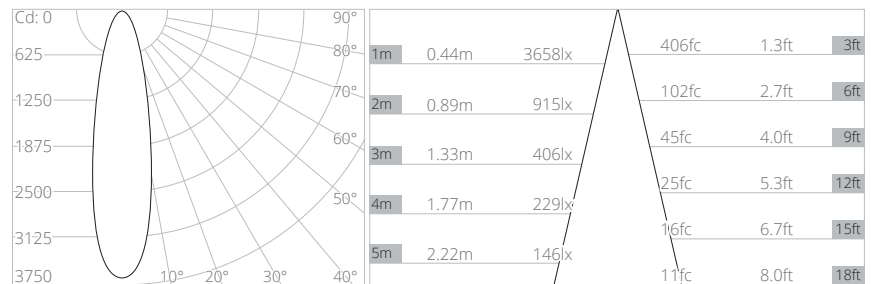
FINISHES Brushed Aluminium | Black RAL9005 | Traffic White RAL9016 | Rubbed Bronze* | Polished Brass* | Satin Brass*

*Premium & custom finishes are built & finished to order. These are subject to an extended lead time & MOQ.

OPTICAL & STANDARDS

NOMINAL LUMENS 850lm	BEAM ANGLE 25°
DELIVERED LUMENS 710lm	CRI 92 TYP - 2400K 98 TYP - 2700K/3000K
COLOUR TEMPERATURE 2400K 2700K 3000K	TM-30 RF: 95 RG: 101
ACCESSORY HOLDER Separate	WARRANTY 5 Years
ACCESSORIES Lenses Louver 37mm (1.45")	LIFETIME L90B10 50,000hrs
TM65 10.77kgCO2e	STANDARDS
TM66 2.4	   

Photometry shown is for 3000K module. Please enquire for other CCT photometry.



MODEL	TRACK & ADAPTER FINISH	LUMINAIRE FINISH	LED CCT	BEAM ANGLE	DIMMING CONTROL
1042C	<ul style="list-style-type: none"> T White 9016 B Black 9005 	<ul style="list-style-type: none"> T White 9016 B Black 9005 A Brushed Aluminium R Rubbed Bronze* P Polished Brass* S Brushed Brass* 	<ul style="list-style-type: none"> 2490 2400K 90CRI 2798 2700K 98CRI 3098 3000K 98CRI 4095 4000K 95CRI 	<ul style="list-style-type: none"> NA Narrow 19° ME Medium 25° WD Wide 37° VW Very Wide 50° 	<ul style="list-style-type: none"> A 0-10V B 1-10V C Casambi D DALI

Example Code: 1042C - TT - 2798ME - D

*Premium & custom finishes are built to order, subject to an extended lead time & MOQ

SOLO 11 PLUS STUCCHI

37° WIDE BEAM



TECHNICAL DESCRIPTION

Solo 11 Plus Stucchi is a Constant Voltage single source LED spotlight that is machined from aerospace grade aluminium 6063-T6 and comes as standard in white, black and brushed aluminium along with three premium brass finishes. It has four site-changeable optics for flexible beam distribution and 360° lockable pan and 90° constant torque tilt. The wide beam in our 9.80W 850lm module has a peak intensity of 1711cd. An accessory holder is available separately that can accommodate 37mm (1.45") lenses and louvers. This product requires an external 48V Constant Voltage LED power supply.

MECHANICAL & ELECTRICAL

CATEGORY IP20	WATTAGE 9.80W
MATERIAL Machined AL 6063-T6 Machined Brass	FORWARD VOLTAGE 48V
PAN 360°	SUPPLY TYPE Constant Voltage
TILT 90°	DRIVER LOCATION Remote AC to 48VDC
LOCKABLE Pan	DIMMING DALI 0-10V 1-10V Casambi
WEIGHT 170g 0.37lb	

MOUNTING





MOUNTING 48V Stucchi Track Recessed | Trimless Recessed | Surface | Suspended

FINISHES

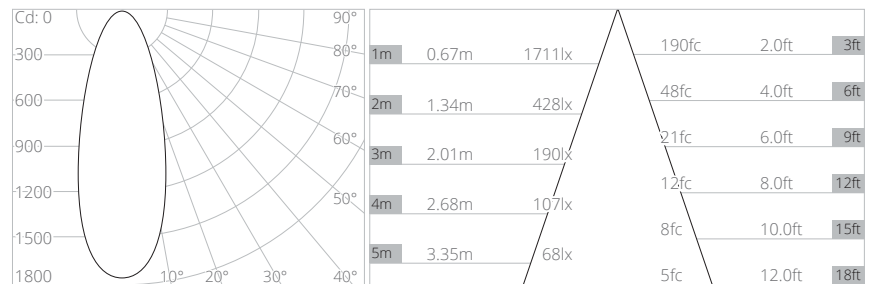
FINISHES Brushed Aluminium | Black RAL9005 | Traffic White RAL9016 | Rubbed Bronze* | Polished Brass* | Satin Brass*

*Premium & custom finishes are built & finished to order. These are subject to an extended lead time & MOQ.

OPTICAL & STANDARDS

NOMINAL LUMENS 850lm	BEAM ANGLE 37°
DELIVERED LUMENS 713lm	CRI 92 TYP - 2400K 98 TYP - 2700K/3000K
COLOUR TEMPERATURE 2400K 2700K 3000K	TM-30 RF: 95 RG: 101
ACCESSORY HOLDER Separate	WARRANTY 5 Years
ACCESSORIES Lenses Louver 37mm (1.45")	LIFETIME L90B10 50,000hrs
TM65 10.77kgCO2e	STANDARDS
TM66 2.4	   

Photometry shown is for 3000K module. Please enquire for other CCT photometry.



MODEL	TRACK & ADAPTER FINISH	LUMINAIRE FINISH	LED CCT	BEAM ANGLE	DIMMING CONTROL
1042C	<ul style="list-style-type: none"> T White 9016 B Black 9005 	<ul style="list-style-type: none"> T White 9016 B Black 9005 A Brushed Aluminium R Rubbed Bronze* P Polished Brass* S Brushed Brass* 	<ul style="list-style-type: none"> 2490 2400K 90CRI 2798 2700K 98CRI 3098 3000K 98CRI 4095 4000K 95CRI 	<ul style="list-style-type: none"> NA Narrow 19° ME Medium 25° WD Wide 37° VW Very Wide 50° 	<ul style="list-style-type: none"> A 0-10V B 1-10V C Casambi D DALI

Example Code: 1042C - TT - 2798ME - D

*Premium & custom finishes are built to order, subject to an extended lead time & MOQ

SOLO 11 PLUS STUCCHI

50° VERY WIDE BEAM



TECHNICAL DESCRIPTION

Solo 11 Plus Stucchi is a Constant Voltage single source LED spotlight that is machined from aerospace grade aluminium 6063-T6 and comes as standard in white, black and brushed aluminium along with three premium brass finishes. It has four site-changeable optics for flexible beam distribution and 360° lockable pan and 90° constant torque tilt. The very wide beam in our 9.80W 850lm module has a peak intensity of 980cd. An accessory holder is available separately that can accommodate 37mm (1.45") lenses and louvers. This product requires an external 48V Constant Voltage LED power supply.

MECHANICAL & ELECTRICAL

CATEGORY IP20	WATTAGE 9.80W
MATERIAL Machined AL 6063-T6 Machined Brass	FORWARD VOLTAGE 48V
PAN 360°	SUPPLY TYPE Constant Voltage
TILT 90°	DRIVER LOCATION Remote AC to 48VDC
LOCKABLE Pan	DIMMING DALI 0-10V 1-10V Casambi
WEIGHT 170g 0.37lb	

MOUNTING





MOUNTING 48V Stucchi Track Recessed | Trimless Recessed | Surface | Suspended

FINISHES

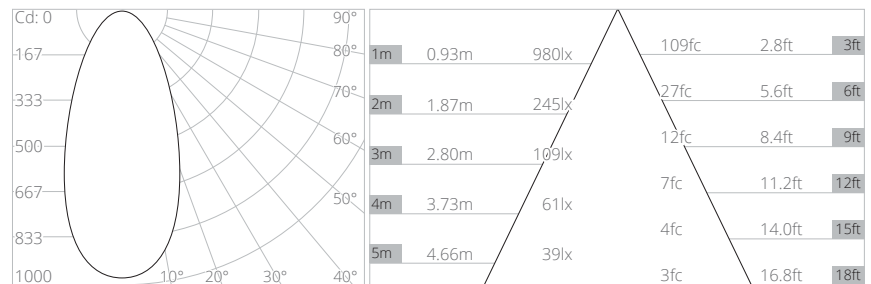
FINISHES Brushed Aluminium | Black RAL9005 | Traffic White RAL9016 | Rubbed Bronze* | Polished Brass* | Satin Brass*

*Premium & custom finishes are built & finished to order. These are subject to an extended lead time & MOQ.

OPTICAL & STANDARDS

NOMINAL LUMENS 850lm	BEAM ANGLE 50°
DELIVERED LUMENS 674lm	CRI 92 TYP - 2400K 98 TYP - 2700K/3000K
COLOUR TEMPERATURE 2400K 2700K 3000K	TM-30 RF: 95 RG: 101
ACCESSORY HOLDER Separate	WARRANTY 5 Years
ACCESSORIES Lenses Louver 37mm (1.45")	LIFETIME L90B10 50,000hrs
TM65 10.77kgCO2e	STANDARDS
TM66 2.4	   

Photometry shown is for 3000K module. Please enquire for other CCT photometry.



MODEL	TRACK & ADAPTER FINISH	LUMINAIRE FINISH	LED CCT	BEAM ANGLE	DIMMING CONTROL
1042C	<ul style="list-style-type: none"> T White 9016 B Black 9005 	<ul style="list-style-type: none"> T White 9016 B Black 9005 A Brushed Aluminium R Rubbed Bronze* P Polished Brass* S Brushed Brass* 	<ul style="list-style-type: none"> 2490 2400K 90CRI 2798 2700K 98CRI 3098 3000K 98CRI 4095 4000K 95CRI 	<ul style="list-style-type: none"> NA Narrow 19° ME Medium 25° WD Wide 37° VW Very Wide 50° 	<ul style="list-style-type: none"> A 0-10V B 1-10V C Casambi D DALI

Example Code: 1042C - TT - 2798ME - D

*Premium & custom finishes are built to order, subject to an extended lead time & MOQ