

# SOLO 11 PLUS 48V DC TRACK

19° NARROW BEAM

STATIC WHITE

## OVERVIEW

Solo 11 Plus 48V DC Track is a Constant Voltage single source LED spotlight that is machined from aerospace grade aluminium 6063-T6 and comes as standard in white, black and brushed aluminium along with three premium brass finishes. It has four site-changeable optics for flexible beam distribution and 360° lockable pan and 90° constant torque tilt. The narrow beam in our 9.79W 850lm module has a peak intensity of 5477cd. An accessory holder is available separately that can accommodate 37mm (1.45") lenses and louvers. This product mounts to the 48V DC Stucchi Multisystem Evo Track and requires an external 48V Constant Voltage LED power supply to the track.



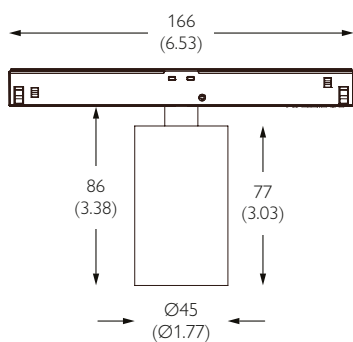
- UK PART L**
- Part L1A / L1B (Dwellings) ●
  - Part L2A (General)
  - Part L2A (Display) ●



## PERFORMANCE

FWHM	19°	Category	IP20
Luminous Flux	682 lm	Material	Machined AL 6063-T6   Machined Brass
Peak Intensity	5477 cd	Finishes	Brushed Aluminium   Black RAL9005   White RAL9016   Rubbed Bronze*   Polished Brass*   Brushed Brass*
CCT	2400K   2700K   3000K   3500K   4000K	Weight	170g   0.37lb
CRI Min.	92: 2400K   98: 2700K/3000K/3500K   95: 4000K	Mounting	48V Track Recessed   Trimless Recessed   Surface   Suspended
Drive Current	204 mA	Movement	Pan 360°   Tilt 90°
Nom. Voltage	48 V	Lockable	Pan
Max. Wattage	9.79 W	Accessories	Separate   Lenses   Louver 37mm (1.45")
Dimming	0-10V   Local Dim   Casambi   DALI	TM65   TM66	10.77kgCO2e   2.4
Driver Type	Constant Voltage   Remote AC to 48VDC	Lifetime	L90B10 50,000hrs   5 year warranty
Class	SELV   Class III		

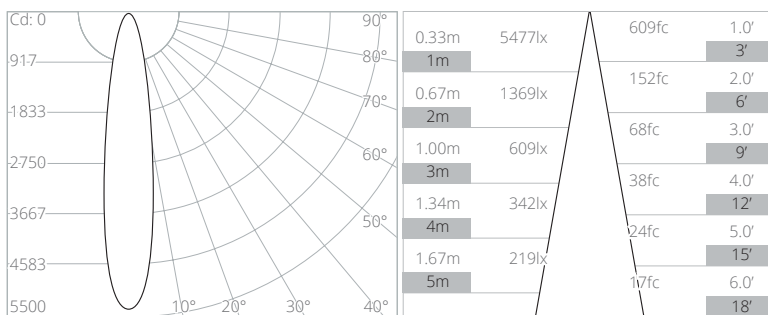
## DIMENSIONS



mm (inches)

## PHOTOMETRY

CCT	Multiplier
2400K	x0.97
2700K	x0.93
3000K	x1.00
3500K	x1.05
4000K	x1.05



Data at 3000K

## ORDER CODE

Model	Track Finish	Luminaire Finish	CCT	Beam Angle	Dimming Control
1042C	-	-	-	-	-
	T White RAL 9016	T White RAL 9016	2490 2400K 90CRI	NA Narrow 19°	A 0-10V
	B Black RAL 9005	B Black RAL 9005	2798 2700K 98CRI	ME Medium 25°	L Local Dim
	A Brushed Aluminium	A Brushed Aluminium	3098 3000K 98CRI	WD Wide 37°	C Casambi
	R Rubbed Bronze*	R Rubbed Bronze*	3598 3500K 98CRI	VW Very Wide 50°	D DALI
	P Polished Brass*	P Polished Brass*	4095 4000K 95CRI		
	S Brushed Brass*	S Brushed Brass*			

Example Code: 1042C-TT-2798NA-D

\*Premium & custom finishes are built to order, subject to an extended lead time & MOQ  
See Drivers, Power Supplies and Accessories sections for further order codes

# SOLO 11 PLUS 48V DC TRACK

25° MEDIUM BEAM

STATIC WHITE

## OVERVIEW

Solo 11 Plus 48V DC Track is a Constant Voltage single source LED spotlight that is machined from aerospace grade aluminium 6063-T6 and comes as standard in white, black and brushed aluminium along with three premium brass finishes. It has four site-changeable optics for flexible beam distribution and 360° lockable pan and 90° constant torque tilt. The medium beam in our 9.79W 850lm module has a peak intensity of 3658cd. An accessory holder is available separately that can accommodate 37mm (1.45") lenses and louvers. This product mounts to the 48V DC Stucchi Multisystem Evo Track and requires an external 48V Constant Voltage LED power supply to the track.



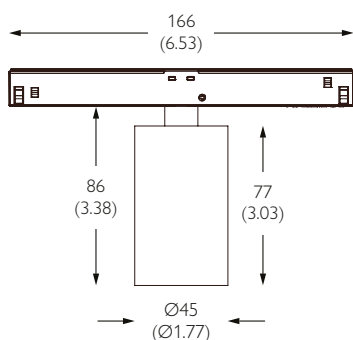
- UK PART L**
- Part L1A / L1B (Dwellings) ●
  - Part L2A (General)
  - Part L2A (Display) ●



## PERFORMANCE

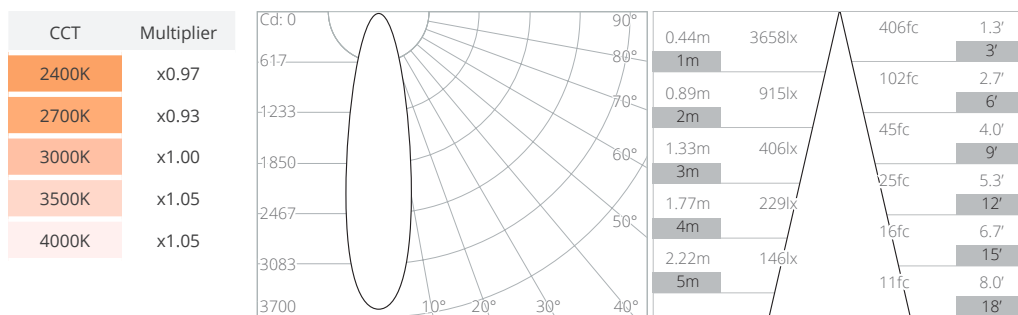
FWHM	25°	Category	IP20
Luminous Flux	710 lm	Material	Machined AL 6063-T6   Machined Brass
Peak Intensity	3658 cd	Finishes	Brushed Aluminium   Black RAL9005   White RAL9016   Rubbed Bronze*   Polished Brass*   Brushed Brass*
CCT	2400K   2700K   3000K   3500K   4000K	Weight	170g   0.37lb
CRI Min.	92: 2400K   98: 2700K/3000K/3500K   95: 4000K	Mounting	48V Track Recessed   Trimless Recessed   Surface   Suspended
Drive Current	204 mA	Movement	Pan 360°   Tilt 90°
Nom. Voltage	48 V	Lockable	Pan
Max. Wattage	9.79 W	Accessories	Separate   Lenses   Louver 37mm (1.45")
Dimming	0-10V   Local Dim   Casambi   DALI	TM65   TM66	10.77kgCO2e   2.4
Driver Type	Constant Voltage   Remote AC to 48VDC	Lifetime	L90B10 50,000hrs   5 year warranty
Class	SELV   Class III		

## DIMENSIONS



mm (inches)

## PHOTOMETRY



Data at 3000K

## ORDER CODE

Model	Track Finish	Luminaire Finish	CCT	Beam Angle	Dimming Control
1042C	-	-	-	-	-
	T White RAL 9016	T White RAL 9016	2490 2400K 90CRI	NA Narrow 19°	A 0-10V
	B Black RAL 9005	B Black RAL 9005	2798 2700K 98CRI	ME Medium 25°	L Local Dim
	A Brushed Aluminium	A Brushed Aluminium	3098 3000K 98CRI	WD Wide 37°	C Casambi
	R Rubbed Bronze*	R Rubbed Bronze*	3598 3500K 98CRI	VW Very Wide 50°	D DALI
	P Polished Brass*	P Polished Brass*	4095 4000K 95CRI		
	S Brushed Brass*	S Brushed Brass*			

Example Code: 1042C-TT-2798ME-D

\*Premium & custom finishes are built to order, subject to an extended lead time & MOQ  
See Drivers, Power Supplies and Accessories sections for further order codes

# SOLO 11 PLUS 48V DC TRACK

37° WIDE BEAM

STATIC WHITE

## OVERVIEW

Solo 11 Plus 48V DC Track is a Constant Voltage single source LED spotlight that is machined from aerospace grade aluminium 6063-T6 and comes as standard in white, black and brushed aluminium along with three premium brass finishes. It has four site-changeable optics for flexible beam distribution and 360° lockable pan and 90° constant torque tilt. The wide beam in our 9.79W 850lm module has a peak intensity of 1711cd. An accessory holder is available separately that can accommodate 37mm (1.45") lenses and louvers. This product mounts to the 48V DC Stucchi Multisystem Evo Track and requires an external 48V Constant Voltage LED power supply to the track.



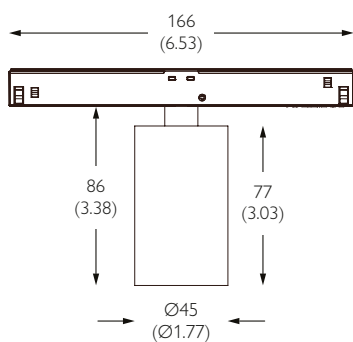
- UK PART L**
- Part L1A / L1B (Dwellings) ●
  - Part L2A (General)
  - Part L2A (Display) ●



## PERFORMANCE

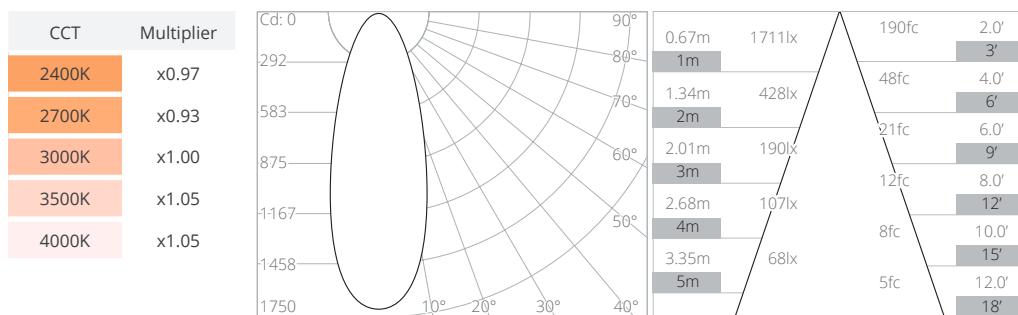
FWHM	37°	Category	IP20
Luminous Flux	713 lm	Material	Machined AL 6063-T6   Machined Brass
Peak Intensity	1711 cd	Finishes	Brushed Aluminium   Black RAL9005   White RAL9016   Rubbed Bronze*   Polished Brass*   Brushed Brass*
CCT	2400K   2700K   3000K   3500K   4000K	Weight	170g   0.37lb
CRI Min.	92: 2400K   98: 2700K/3000K/3500K   95: 4000K	Mounting	48V Track Recessed   Trimless Recessed   Surface   Suspended
Drive Current	204 mA	Movement	Pan 360°   Tilt 90°
Nom. Voltage	48 V	Lockable	Pan
Max. Wattage	9.79 W	Accessories	Separate   Lenses   Louver 37mm (1.45")
Dimming	0-10V   Local Dim   Casambi   DALI	TM65   TM66	10.77kgCO2e   2.4
Driver Type	Constant Voltage   Remote AC to 48VDC	Lifetime	L90B10 50,000hrs   5 year warranty
Class	SELV   Class III		

## DIMENSIONS



mm (inches)

## PHOTOMETRY



Data at 3000K

## ORDER CODE

Model	Track Finish	Luminaire Finish	CCT	Beam Angle	Dimming Control
1042C	-	-	-	-	-
	T White RAL 9016	T White RAL 9016	2490 2400K 90CRI	NA Narrow 19°	A 0-10V
	B Black RAL 9005	B Black RAL 9005	2798 2700K 98CRI	ME Medium 25°	L Local Dim
	A Brushed Aluminium	A Brushed Aluminium	3098 3000K 98CRI	WD Wide 37°	C Casambi
	R Rubbed Bronze*	R Rubbed Bronze*	3598 3500K 98CRI	VW Very Wide 50°	D DALI
	P Polished Brass*	P Polished Brass*	4095 4000K 95CRI		
	S Brushed Brass*	S Brushed Brass*			

Example Code: 1042C-TT-2798WD-D

\*Premium & custom finishes are built to order, subject to an extended lead time & MOQ  
See Drivers, Power Supplies and Accessories sections for further order codes

# SOLO 11 PLUS 48V DC TRACK

50° VERY WIDE BEAM

STATIC WHITE

## OVERVIEW

Solo 11 Plus 48V DC Track is a Constant Voltage single source LED spotlight that is machined from aerospace grade aluminium 6063-T6 and comes as standard in white, black and brushed aluminium along with three premium brass finishes. It has four site-changeable optics for flexible beam distribution and 360° lockable pan and 90° constant torque tilt. The very wide beam in our 9.79W 850lm module has a peak intensity of 980cd. An accessory holder is available separately that can accommodate 37mm (1.45") lenses and louvers. This product mounts to the 48V DC Stucchi Multisystem Evo Track and requires an external 48V Constant Voltage LED power supply to the track.



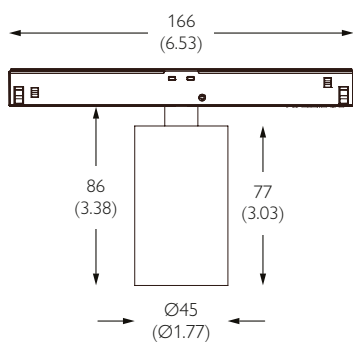
**UK PART L** Part L1A/ L1B (Dwellings) ●  
Part L2A (General)  
Part L2A (Display) ●



## PERFORMANCE

FWHM	50°	Category	IP20
Luminous Flux	674 lm	Material	Machined AL 6063-T6   Machined Brass
Peak Intensity	980 cd	Finishes	Brushed Aluminium   Black RAL9005   White RAL9016   Rubbed Bronze*   Polished Brass*   Brushed Brass*
CCT	2400K   2700K   3000K   3500K   4000K	Weight	170g   0.37lb
CRI Min.	92: 2400K   98: 2700K/3000K/3500K   95: 4000K	Mounting	48V Track Recessed   Trimless Recessed   Surface   Suspended
Drive Current	204 mA	Movement	Pan 360°   Tilt 90°
Nom. Voltage	48 V	Lockable	Pan
Max. Wattage	9.79 W	Accessories	Separate   Lenses   Louver 37mm (1.45")
Dimming	0-10V   Local Dim   Casambi   DALI	TM65   TM66	10.77kgCO2e   2.4
Driver Type	Constant Voltage   Remote AC to 48VDC	Lifetime	L90B10 50,000hrs   5 year warranty
Class	SELV   Class III		

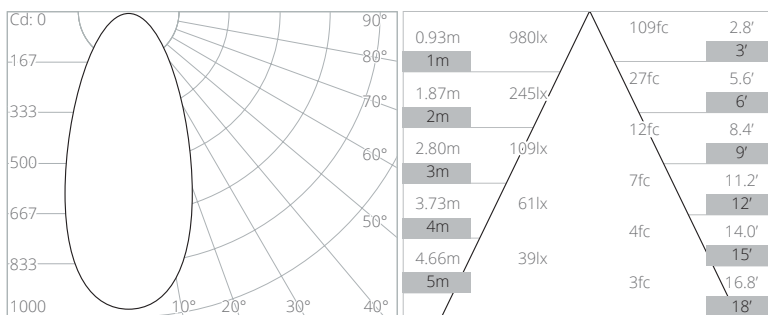
## DIMENSIONS



mm (inches)

## PHOTOMETRY

CCT	Multiplier
2400K	x0.97
2700K	x0.93
3000K	x1.00
3500K	x1.05
4000K	x1.05



Data at 3000K

## ORDER CODE

Model	Track Finish	Luminaire Finish	CCT	Beam Angle	Dimming Control
1042C	-	-	-	-	-
	T White RAL 9016	T White RAL 9016	2490 2400K 90CRI	NA Narrow 19°	A 0-10V
	B Black RAL 9005	B Black RAL 9005	2798 2700K 98CRI	ME Medium 25°	L Local Dim
	A Brushed Aluminium	A Brushed Aluminium	3098 3000K 98CRI	WD Wide 37°	C Casambi
	R Rubbed Bronze*	R Rubbed Bronze*	3598 3500K 98CRI	VW Very Wide 50°	D DALI
	P Polished Brass*	P Polished Brass*	4095 4000K 95CRI		
	S Brushed Brass*	S Brushed Brass*			

Example Code: 1042C-TT-2798VW-D

\*Premium & custom finishes are built to order, subject to an extended lead time & MOQ  
See Drivers, Power Supplies and Accessories sections for further order codes

# SOLO 11 PLUS 48V DC TRACK

precision  
by luminii

DRIVER COMPATIBILITY

STATIC WHITE

## DRIVERS

### 60W | DIMMING DIRECT TO TRACK

**NO. OF LIGHTS PER DRIVER** 1 to 5  
**MIN DIM LEVEL** N/A Dimming direct to track  
**VOLTAGE REGION** 230V  
**FOR NORTH AMERICA** No  
**WATTAGE** 60W  
**OUTPUT VOLTAGE** 48V  
**SUPPLY TYPE** Constant Voltage  
**DRIVER LOCATION** Remote




**ORDER CODE** PSCV-60-48-N1-MW

**LENGTH** 162mm (6.38") **WIDTH** 42mm (1.65") **HEIGHT** 32mm (1.23")



### 100W | DIMMING DIRECT TO TRACK

**NO. OF LIGHTS PER DRIVER** 1 to 8  
**MIN DIM LEVEL** N/A Dimming direct to track  
**VOLTAGE REGION** 230V  
**FOR NORTH AMERICA** No  
**WATTAGE** 100W  
**OUTPUT VOLTAGE** 48V  
**SUPPLY TYPE** Constant Voltage  
**DRIVER LOCATION** Remote



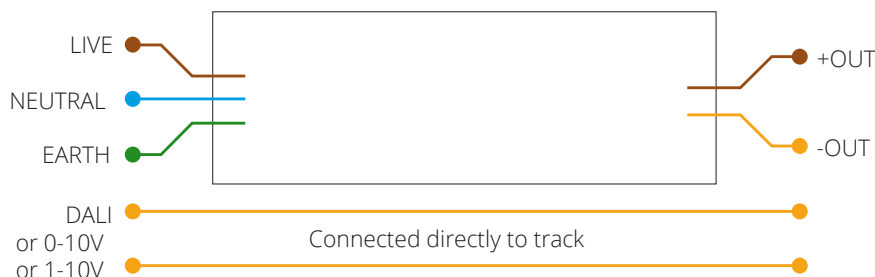
**ORDER CODE** PSCV-100-48-N1-MW

**LENGTH** 190mm (7.48") **WIDTH** 52mm (2.04") **HEIGHT** 37mm (1.46")



### 96W | DIMMING DIRECT TO TRACK

**NO. OF LIGHTS PER DRIVER** 1 to 8  
**MIN DIM LEVEL** N/A Dimming direct to track  
**VOLTAGE REGION** 120V & 277V  
**FOR NORTH AMERICA** Yes  
**WATTAGE** 96W  
**OUTPUT VOLTAGE** 48V  
**SUPPLY TYPE** Constant Voltage  
**DRIVER LOCATION** Remote



**ORDER CODE** USCV-96-48-N1-SC-EN

**LENGTH** 220mm (8.66") **WIDTH** 95mm (3.74") **HEIGHT** 40mm (1.57")

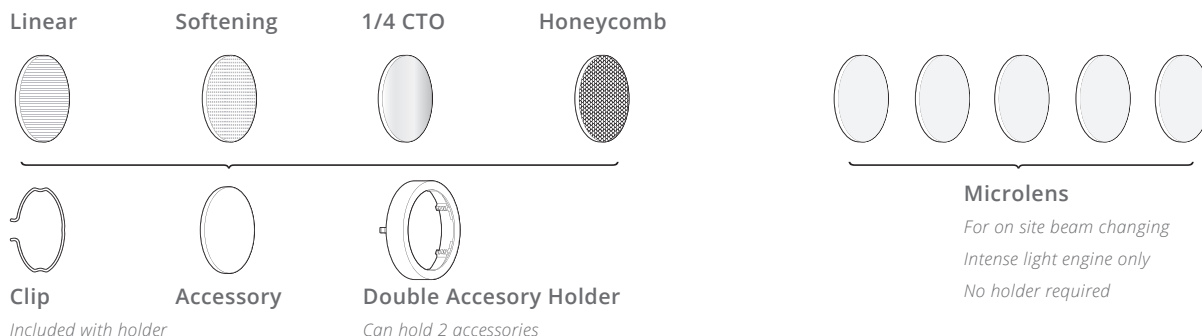


# SOLO 11 SERIES SPOTLIGHT ACCESSORIES

FOR USE WITH SOLO 11 INTENSE | PLUS | WARM DIM | TUNABLE WHITE

## ACCESSORIES

The Solo 11 series track and surface spotlights can accommodate accessories with a snap in accessory holder.



### Double Accessory Holder

Can hold 2 accessories

HEIGHT 13mm (0.512")

DAIMETER 43mm (1.693")

PART CODE 244-BK



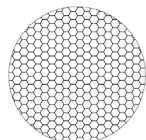
### Honeycomb Louvre

Enhances glare control

THICKNESS 3.2mm (0.126")

DAIMETER 37mm (1.260")

PART CODE 995-37-BK



### 1/4 CTO Dichroic

CCT warming - approx 300K

THICKNESS 1.8mm (0.071")

DAIMETER 37mm (1.260")

PART CODE 997-1/4CTO-37




### Softening Lens

Heavy Diffusion of beam

THICKNESS 3.2mm (0.126")

DAIMETER 37mm (1.260")

PART CODE 991-37



### Linear Lens

Elongates beam

THICKNESS 3.9mm (0.154")

DAIMETER 37mm (1.260")

PART CODE 992-37



## OPTICS

### Microlens - Intense Light Engine Only

For on site beam angle changes. No holder required.

THICKNESS 1.0mm (0.039")

DAIMETER 29.5mm (1.14")

PART CODE	911-01	Ultra Narrow
	911-02	Narrow
	911-03	Medium
	911-04	Flood
	911-05	Wide Flood



### Primary Optic

Primary beam angle control

	PLUS		WARM DIM   TUNABLE WHITE
NARROW CODE	HKHG-35-15-PMMA		
MEDIUM CODE	HKHG-35-24-PMMA	HKRG-35-15-PC	
WIDE CODE	HKHG-35-36-PMMA	HKRG-35-36-PC	
VERY WIDE CODE	HKHG-35-50-PMMA	HKRG-35-50-PC	

