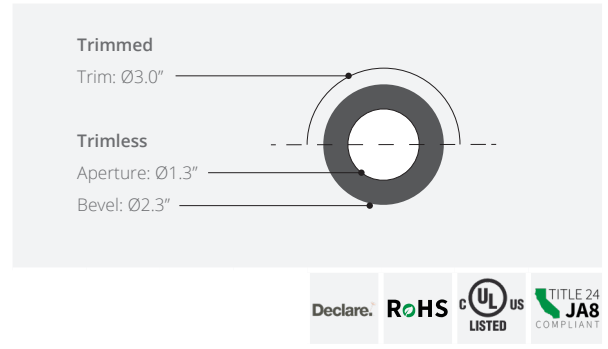


# MINIMO PRO

precision  
by luminii

WITH PRECISION PLUS LIGHT ENGINE

STATIC WHITE



## OVERVIEW

Minimo Pro features the all-new Precision Plus light engine: Precision Plus offers specifiers the option of 1000+ lumen and ultra-high CRI (98CRI & 90+ R9) all through a single source TIR optic. This is a constant current downlight machined from aerospace grade aluminum 6063-T6 and comes with a range of standard and premium finishes. It has four tool-less field changeable optics for flexible beam distribution. Minimo Pro has up to 35° tilt whilst the integral accessory holder can accommodate a lens or louver for additional glare control.

## KEY FEATURES

- Fixed or 35° adjustable tilt
- Tool-less field changeable optics
- High power COB light engine
- Ultra high CRI and R9
- Beveled or Pinhole aesthetic
- Trimmed or Trimless

|             | plus*  |         |         |           |
|-------------|--|---------|---------|-----------|
|             | Narrow   | Medium  | Wide    | Very Wide |
| FWHM        | 19°  | 25°     | 37°     | 50°       |
| Lumen       | 887 lm   | 1001 lm | 997 lm  | 912 lm    |
| Peak cd     | 6389 cd  | 5069 cd | 2473 cd | 1537 cd   |
| CCT         | 2400K   2700K   3000K   3500K   4000K            |         |         |           |
| CRI Min     | 90 CRI   98 CRI   98 CRI   98 CRI   95 CRI       |         |         |           |
| LED Current | 0.35 A   |         |         |           |
| Voltage In  | 120-277 VAC                                      |         |         |           |
| Wattage     | 12.6 W   |         |         |           |
| Efficacy    | 79 lm/W  |         |         |           |
| Driver Type | Integral Phase & 0-10V   Remote DALI, DMX, 0-10V |         |         |           |
| Location    | UL Dry & Damp location                           |         |         |           |

\* Luminous Flux @ 3000K as delivered

## LUMINAIRE ORDER CODE

| Base Code | Function   | Trim Type  | Aperture       | CCT       | Output    | Beam Angle      | Trim Finish                     | Aperture Finish    |
|-----------|------------|------------|----------------|-----------|-----------|-----------------|---------------------------------|--------------------|
| MP        |            |            |                |           |           |                 |                                 |                    |
| F         | Fixed      | L Trimless | F Flat pinhole | 24K 2400K | 10 1000lm | N Narrow 19°    | Pinhole finish options          |                    |
| A         | Adjustable | T Trimmed  | B Beveled      | 27K 2700K |           | M Medium 25°    | XX Trimless                     | WH White RAL9010   |
|           |            |            |                | 30K 3000K |           | W Wide 37°      | WH White RAL9010                | BK Black RAL9005   |
|           |            |            |                | 35K 3500K |           | V Very Wide 50° | BK Black RAL9005                |                    |
|           |            |            |                | 40K 4000K |           |                 | Beveled finish options          |                    |
|           |            |            |                |           |           |                 | XX Trimless                     | WH White RAL9010   |
|           |            |            |                |           |           |                 | WH White RAL9010                | BK Black RAL9005   |
|           |            |            |                |           |           |                 | BK Black RAL9005                | MG Matt Gold Paint |
|           |            |            |                |           |           |                 | AL Brushed Aluminium            |                    |
|           |            |            |                |           |           |                 | RB Rubbed Bronze <sup>1</sup>   |                    |
|           |            |            |                |           |           |                 | PB Polished Brass <sup>1</sup>  |                    |
|           |            |            |                |           |           |                 | BR Brushed Brass <sup>1</sup>   |                    |
|           |            |            |                |           |           |                 | PC Polished Chrome <sup>1</sup> |                    |

## HOUSING / DRIVER ORDER CODE

| Base Code | Type                         | Trim Type              | Output    | Driver                                  |
|-----------|------------------------------|------------------------|-----------|---|
| MP        |                              |                        |           |   |
| HIC       | Housing IC Rated             | To match fixture above | 10 1000lm | UNV Universal Phase / 0-10V 1% dim      |
| HCP       | Housing Chicago Plenum Rated |                        |           | Remote Driver Options                   |
|           |                              |                        |           | 010L 0-10V Linear 0.1% dim              |
|           |                              |                        |           | 010G 0-10V Logarithmic 0.1% dim         |
|           |                              |                        |           | DALI DALI 0.1% dim                      |
|           |                              |                        |           | DMX DMX 0.1% dim                        |
|           |                              |                        |           | LUTE Lutron Ecosystem 0.1% dim          |
|           |                              |                        |           | ND Housing only, remote driver required |

Notes  
<sup>1</sup> Premium & custom finishes are built to order, subject to an extended lead time.

<sup>2</sup> When using ND spec a standalone remote driver is required.

Code example  
Fixture: **MPA-TF-30K-10-N-WHWH**  
Housing / Driver: **MP-HIC-T-10-UNV**

## LIGHT ENGINE SELECTION

Select from Precision's two carefully engineered Static White light engines for Minimo to best suit your application or project needs:

### plus<sup>+</sup>

Precision's Plus light engines offer the best balance between delivered lumens, beam quality and outstanding colour rendition.

- + Increased Lumen Output
- + CRI 98 Typical
- + 2 Step Binning

### ▸ intense ◀

Precision's signature Intense light engines offer tight, surgical beams combined with the highest Peak Intensity values available.

- + Ultra-Tight Beams
- + High Peak Cd
- + 2 Step Binning

## LIFETIME & ENVIRONMENTAL

At Precision, we design and engineer our products with longevity in mind. Many of the components that make up our light fixtures are both modular and re-usable, making it possible to service and repair them throughout their life in service. Once our products reach the end of their useful life, it is possible to re-work and renew them in to a new product. We prioritise the use of recyclable materials in both our products and packaging, and encourage our customers to engage responsibly in the correct disposal of any materials we supply.

|                     |                             |
|---------------------|-----------------------------|
| <b>Lifetime</b>     | L90 50,000 hrs min          |
| <b>Declare</b>      | Yes: I-13 Red List Declared |
| <b>Title 24 JA8</b> | Certified                   |
| <b>Warranty</b>     | 5 Years                     |

# MINIMO PRO

WITH PRECISION PLUS LIGHT ENGINE

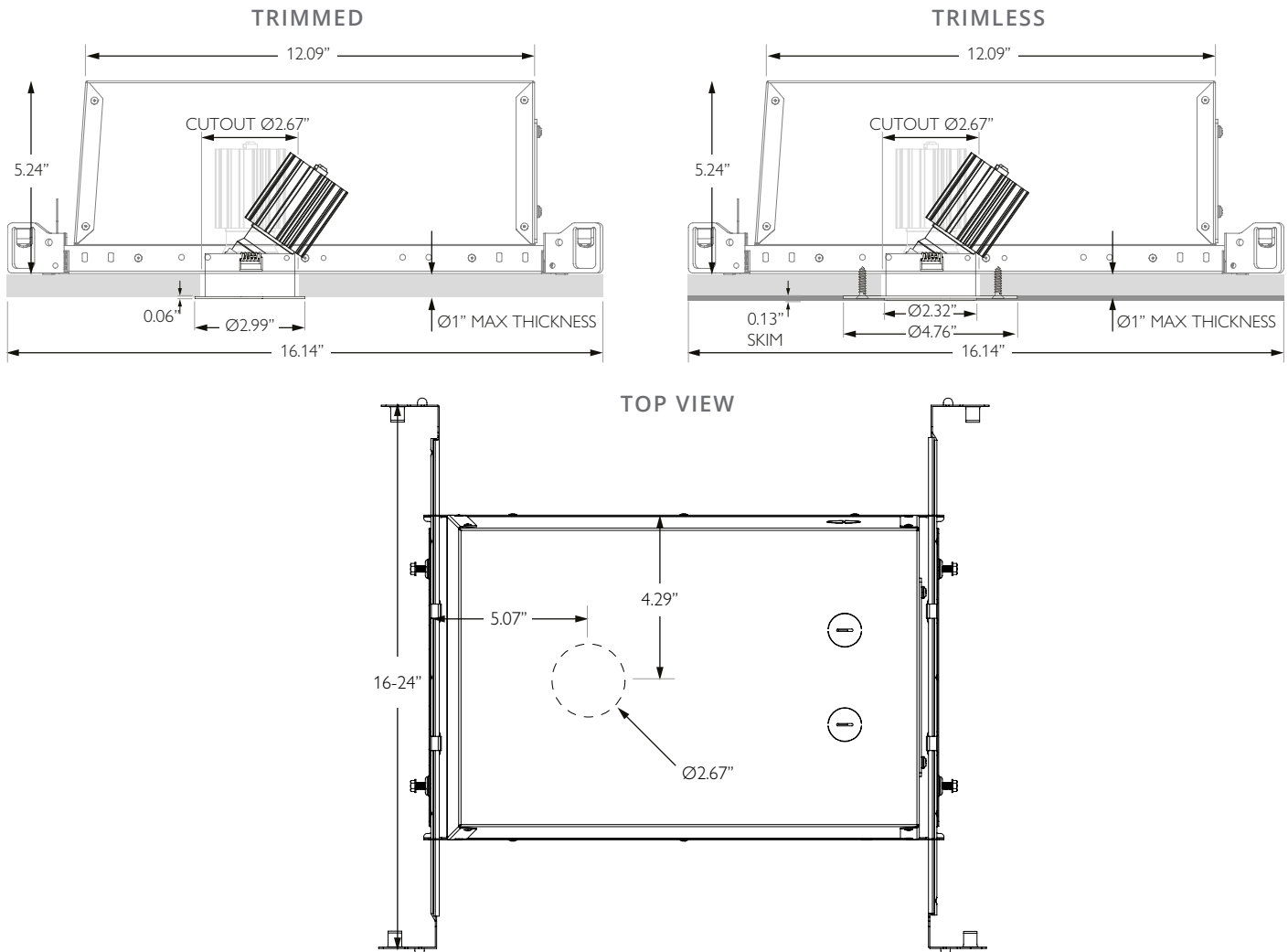
STATIC WHITE

## MECHANICAL

|                      |                                     |
|----------------------|-------------------------------------|
| <b>Location</b>      | Suitable for dry and damp locations |
| <b>Mounting</b>      | Recessed, IC Rated                  |
| <b>Adjustability</b> | Fixed or 35° Tilt, 360° Rotation    |
| <b>Material</b>      | Aluminium 6063-T6 & Steel           |
| <b>Weight</b>        | 6.18 lb (with integral driver)      |

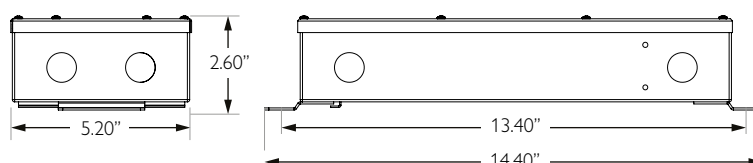
|                          |                  |
|--------------------------|------------------|
| <b>Ceiling Thickness</b> | 0.12-1.00"       |
| <b>Cutout</b>            | Ø2.67"           |
| <b>Min Plenum</b>        | 5.25"            |
| <b>Optics</b>            | Field Changeable |

## DIMENSIONS



Notes - Integral driver -UNV Universal Phase / 0-10V 1% dim only.  
 For housing only -ND a remote driver is required to power the product  
 For Retrofit, or Non-IC pan frame installation please use the Intertek (ETL) certified style of Minimo, part code starting 'RC'

## REMOTE DRIVER DIMENSIONS



Notes - Remote driver required for DMX, DALI, Lutron & 0-10V with 0.1% dimming.

# MINIMO PRO

WITH PRECISION PLUS LIGHT ENGINE

STATIC WHITE

## TRIM & APERTURE TYPES



TRIMMED  
PINHOLE



TRIMLESS  
PINHOLE




TRIMMED  
BEVELED



TRIMLESS  
BEVELED

## TRIM FINISHES



WHITE

BLACK

BRUSHED  
ALUMINUM

POLISHED  
BRASS

BRUSHED  
BRASS

RUBBED  
BRONZE

POLISHED  
CHROME

## APERTURE FINISHES



BEVELED

PINHOLE

BLACK

MATTE GOLD

WHITE

WHITE

BLACK

# MINIMO PRO

WITH PRECISION PLUS LIGHT ENGINE

STATIC WHITE

## OUTPUT SCALING

| CCT          | Multiplier  | CRI       | R9        | Rf        | Rg         | Max Delivered lm |
|--------------|-------------|-----------|-----------|-----------|------------|------------------|
| 2400K        | 0.97        | 92        | 90        | 90        | 99         | 970lm            |
| 2700K        | 0.93        | 98        | 95        | 95        | 101        | 931lm            |
| <b>3000K</b> | <b>1.00</b> | <b>98</b> | <b>95</b> | <b>95</b> | <b>100</b> | <b>1001lm</b>    |
| 3500K        | 1.05        | 98        | 95        | 95        | 99         | 1051lm           |
| 4000K        | 1.05        | 95        | 90        | 90        | 99         | 1051lm           |

All diagrams and data measured at 3000K.

## PHOTOMETRY

| Beam Type        | FWHM | Delivered Flux | Peak Intensity | UGR      |
|------------------|------|----------------|----------------|----------|
| <b>Narrow</b>    | 19°  | 887 lm         | 6389 cd        | UGR 12.2 |
| <b>Medium</b>    | 25°  | 1001 lm        | 5069 cd        | UGR 12.3 |
| <b>Wide</b>      | 37°  | 997 lm         | 2473 cd        | UGR 12.4 |
| <b>Very Wide</b> | 50°  | 912 lm         | 1537 cd        | UGR 19.9 |

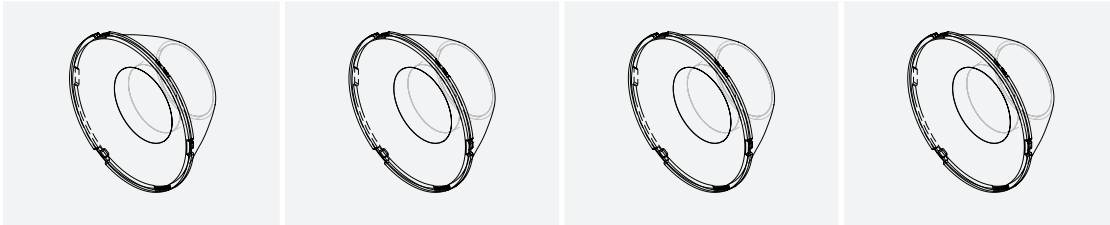
  

| Beam Type | Beam Diameter (m) | Peak Intensity (lx) | Footcandle (fc) |
|-----------|-------------------|---------------------|-----------------|
| Narrow    | 0.33m             | 6389lx              | 710fc           |
|           | 1m                | 1597lx              | 177fc           |
|           | 2m                | 710lx               | 79fc            |
|           | 3m                | 399lx               | 44fc            |
|           | 5m                | 256lx               | 28fc            |
| Medium    | 0.44m             | 5069lx              | 563fc           |
|           | 1m                | 1267lx              | 141fc           |
|           | 2m                | 563lx               | 63fc            |
|           | 3m                | 317lx               | 35fc            |
|           | 5m                | 203lx               | 23fc            |
| Wide      | 0.67m             | 2473lx              | 275fc           |
|           | 1.34m             | 618lx               | 69fc            |
|           | 2m                | 275lx               | 31fc            |
|           | 3m                | 155lx               | 17fc            |
|           | 5m                | 99lx                | 11fc            |
| Very Wide | 0.93m             | 1537lx              | 171fc           |
|           | 1.87m             | 384lx               | 43fc            |
|           | 2.80m             | 171lx               | 19fc            |
|           | 3.73m             | 96lx                | 11fc            |
|           | 4.66m             | 61lx                | 7fc             |

## OPTICS & ACCESSORIES

Optics can be changed in the field by simply unscrewing the optic cap, avoid touching the exposed LED when changing optic.

### Optics



#### Narrow TIR Optic

For Minimo Plus

#### Order Code

HKHG-35-15-PMMA

#### Medium TIR Optic

For Minimo Plus

#### Order Code

HKHG-35-24-PMMA

#### Wide TIR Optic

For Minimo Plus

#### Order Code

HKHG-35-36-PMMA

#### Very Wide TIR Optic

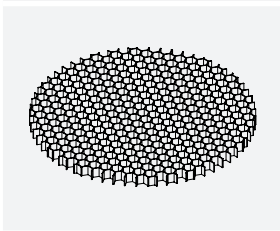
For Minimo Plus

#### Order Code

HKHG-35-50-PMMA

Minimo Plus can accommodate up to 2 accessories. When 2 accessories are installed the white optic spacer must be removed.

### Glare Control



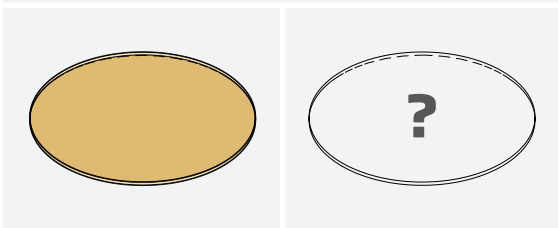
#### Honeycomb Louvre

Ø32x3.2mm | Ø1.26x0.126"

#### Order Code

995-32-BK

### Colour Modifiers



#### 1/4 CTO Filter

Ø32 x 18mm | Ø1.26 x 0.071"

#### Order Code

997-1/4CTO-32

#### Custom Colour Filter

Ø32 x 18mm | Ø1.26 x 0.071"

#### Order Code

Contact Sales Rep



# MINIMO PRO

precision  
by luminii

WITH PRECISION PLUS LIGHT ENGINE

STATIC WHITE

## LUMINAIRE MODULE DETAILS

