

LETO 44

WALL MOUNT ASYMMETRIC CYLINDER

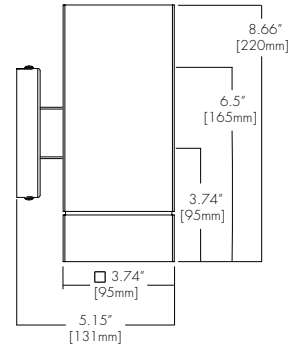


Features

- Three output options available up to 1500 lumens.
- Nine driver selections available to cover wide range of applications.
- Five year warranty.

Finish Options

- White
- Black
- Silver
- Mocha
- Charcoal
- Cerulean
- Firebrick



Technical Information

OUTPUT OPTIONS	700 lm	1000 lm	1500lm
Fixture wattage	6.2 W	9.6 W	14.6 W
Delivered Lumen at 3500K	540 lm	824 lm	1281 lm
Efficacy	108 lm/W	110 lm/W	109 lm/W
Center Beam Candlepower	921 cd	1405 cd	2185 cd

CCT	Multiplier	CRI	TM-30		
			R _f	R _g	R ₉
2500K	0.81	92	90	104	77
2700K	0.92	92	91	102	61
3000K	0.97	95	92	102	61
3500K	1.00	95	93	101	72
4000K	1.07	95	92	103	68
6500K	1.05	96	91	100	89

Ordering Code

Integral Driver Example: Fixture LET44-WM-S-07-25K-ASM-DL-WH-WH-PHSD-NA
 Remote Driver Example: Fixture LET44-WM-S-07-25K-ASM-DL-WH-WH-PHSD-NA-HRM-LET44-SW-07-25K-PHSD-NA

MODEL	TYPE	SIZE	OUTPUT	CCT	OPTIC	ACCESSORY	BODY FINISH	BAFFLE FINISH
LET44 - Leto 44	WM - Wall Mount	S - Small ¹ M - Medium L - Large	07 - 700 (6.2W) 10 - 1000 (9.6W) 15 - 1500 (14.6W)	25K - 2500K 27K - 2700K 30K - 3000K 35K - 3500K 40K - 4000K 65K - 6500K	ASM - Asymmetric	DL - Diffusing Lens	Standard WH - White BK - Black SL - Silver Premium ² MA - Mocha CC - Charcoal CR - Cerulean FB - Firebrick	Standard WH - White BK - Black SL - Silver Premium ² MA - Mocha CC - Charcoal CR - Cerulean FB - Firebrick
DRIVER				DRIVER OPTIONS⁶				

- PHSD - Forward/Reverse Phase, 1% Dimming, 120V Only
- 010S - 0-10V, 1% Dimming, 120/277V
- 0103 - 0-10V, 1% Dimming, 347V Only⁴
- 010L - EldoLED, 0-10V, Linear, 0.1% Dimming, 120/277V⁴
- 010G - EldoLED, 0-10V, Log, 0.1% Dimming, 120/277V⁴
- DALI - EldoLED, DALI Protocol 2, DT-6, 0.1% Dimming, 120/277V⁴
- DALI8 - EldoLED, DALI Protocol 2, DT-8, 0.1% Dimming, 120/277V⁴
- LUTE - Lutron Hilume Ecodigital, 1% Dimming, 120V/277V^{3,4}
- DMX - EldoLED, DMX, 0.1% Dimming, 120V/277V⁴

- NA - None
- EMG - Emergency Driver^{4,5}

- 1 - Size Small max output is 1000 lumens.
- 2 - Premium finishes may have extended lead times. Custom RALs are available, please consult Inside Sales with specific request.
- 3 - LUTE driver is not available at 700 lumens.

- 4 - Drivers: 0103/010L/010G/DALI/DALI8/DMX/LUTE/EMG always require a remote driver.
- 5 - Emergency option comes prewired from factory with driver in remote housing. 8W of continuous power provided for a minimum of 90 minutes. Must be installed within 30 feet of luminaire using 18 AWG wire. Not available with 0103, DMX, DALI8 or LUTE Driver.
- 6 - AWNR/CSMB available upon request, contact Senso for details.

CONTACT FACTORY FOR MORE OPTIONS.

Lens

DL
Diffusing Lens



Remote Driver Housing

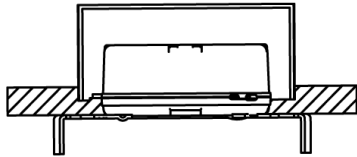
Depending on the options selected in the order code on page 1, a Remote Driver Housing may be required. This will automatically be generated and put on your order as necessary.

REMOTE DRIVER	MODEL	OUTPUT	CCT	DRIVER	DRIVER OPTIONS
HRM-Housing, Remote	LET44-WM-Leto 44 Wall Mount	Same as Fixture	Same as Fixture	Same as Fixture	Same as Fixture

Maximum mounting distance to luminaire using 18 AWG wire								
PHSD	010S	0103	010L	010G	DALI	DALI8	LUTE	DMX
16'	16'	16'	72'	72'	72'	72'	15'	149'

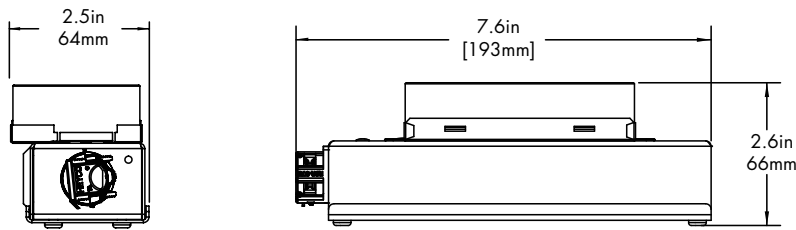
4" J-box

Minimum volume required to mount drivers in junction box: 70mm x 40mm x 30mm.



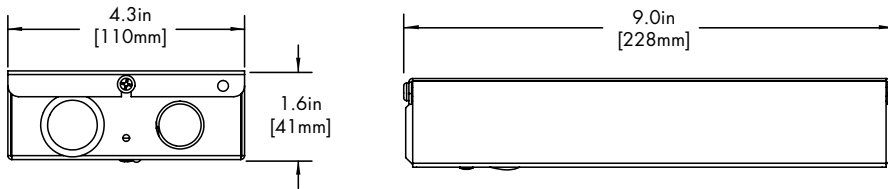
Driver
PHSD
010S

HRM Single with Externally Mounted Driver



Driver
0103
010L
010G
DALI
LUTE

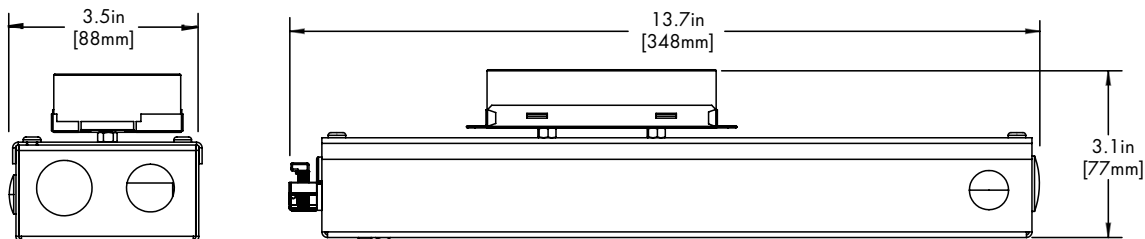
HRM Double



Driver
DALI8
DMX

EMG Emergency Driver

120 minute EMG operation time.



Driver
EMG

Standard Finish

BK
Black



WH
White



SL
Silver



Premium Finish

Two tone with Black Baffle Finish. Any combination may be used for baffle and body finishes.


MA
Mocha



CC
Charcoal



CR
Cerulean



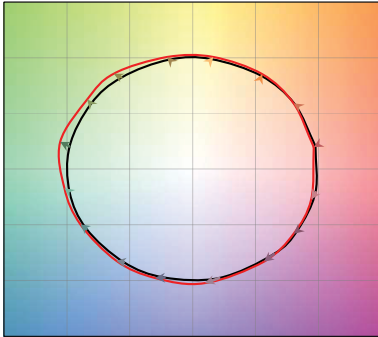
FB
Firebrick



TM-30

2500K

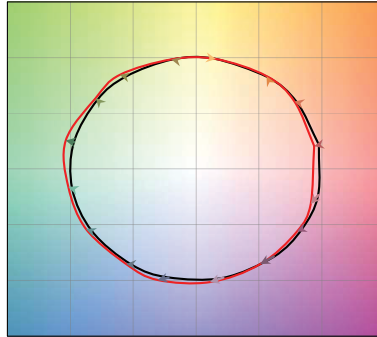
COLOR VECTOR GRAPHIC



— Reference Source — Test Source

2700K

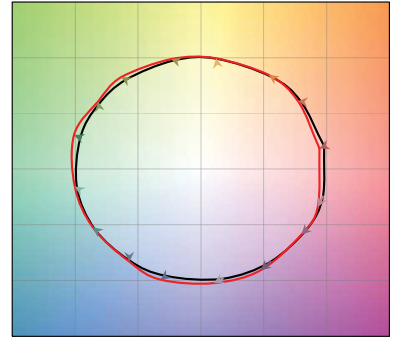
COLOR VECTOR GRAPHIC



— Reference Source — Test Source

3000K

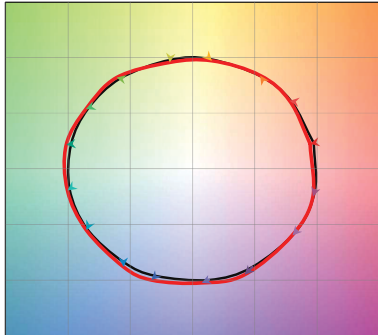
COLOR VECTOR GRAPHIC



— Reference Source — Test Source

3500K

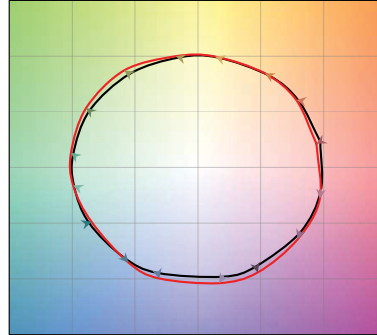
COLOR VECTOR GRAPHIC



— Reference Source — Test Source

4000K

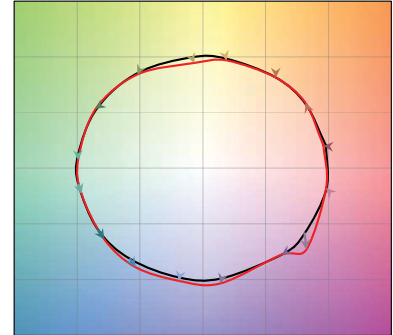
COLOR VECTOR GRAPHIC



— Reference Source — Test Source

6500K

COLOR VECTOR GRAPHIC



— Reference Source — Test Source

Photometry

ASM - Asymmetric

