

LETO 44 PLUS

SUSPENDED ASYMMETRIC CYLINDER
TUNABLE WHITE & WARM DIM

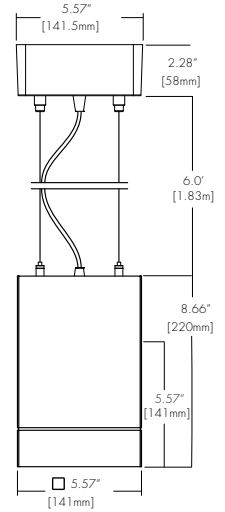


Features

- Four output options available up to 2000 lumens.
- Nine drivers selections available to cover wide range of applications.
- Five year warranty.

Finish Options

- White
- Black
- Silver
- Mocha
- Charcoal
- Cerulean
- Firebrick



Technical Information

TYPE	WD1830				TW2765
	700 lm	1000lm	1500lm	2000lm	1500lm
OUTPUT OPTIONS					
Fixture wattage	7.2 W	12.1 W	17.1 W	21.4 W	28.2 W
Delivered Lumen	560 lm	871 lm	1245 lm	1618 lm	1976 lm
Efficacy	78 lm/W	72 lm/W	73 lm/W	76 lm/W	70 lm/W
Center Beam Candlepower	732 cd	1138 cd	1627 cd	2114 cd	2642 cd

CCT	CRI	TM-30		
		R _f	R _g	R ₉
1800K	94	90	93	61
3000K	94	89	97	72
2700K	91	90	96	59
6500K	93	87	97	73

Ordering Code

Integral Driver Example: Fixture LET44-S-S-07-WD1830-ASM-DL-WH-WH-SQ-WH-SS2-WH-PHSD-NA

Remote Driver Example: Fixture LET44-S-S-07-WD1830-ASM-DL-WH-WH-SQ-WH-SS2-WH-PHSD-NA-HRM-LET44-S-S-07-WD1830-PHSD-NA

Fixture

MODEL	TYPE	SIZE	OUTPUT	CCT	OPTIC	ACCESSORY	BODY FINISH	BAFFLE FINISH
-------	------	------	--------	-----	-------	-----------	-------------	---------------

LET44P - Leto 44 Plus

S - Suspended

S - Small^{1,2}
M - Medium

07 - 700
10 - 1000
15 - 1500³
20 - 2000

WD1830 - Warm Dim,
1800K-3000K
TW2765 - Tunable White,
2700K-6500K^{3,12,13}

ASM - Asymmetric

DL - Diffusing Lens

Standard

WH - White
BK - Black
SL - Silver

Premium⁴

MA - Mocha
CC - Charcoal
CR - Cerulean
FB - Firebrick

Standard

WH - White
BK - Black
SL - Silver

Premium⁴

MA - Mocha
CC - Charcoal
CR - Cerulean
FB - Firebrick

CANOPY/ HOUSING	CANOPY FINISH	SUSPENSION TYPE	SUSPENSION FINISH	DRIVER	DRIVER OPTIONS
-----------------	---------------	-----------------	-------------------	--------	----------------

RD - Round
SQ - Square
RTL - Round Flangeless

Standard

WH - White
BK - Black
SL - Silver

Premium⁴

MA - Mocha
CC - Charcoal
CR - Cerulean
FB - Firebrick

2AF - 2AC + Feed Cable
SS2 - Solid Stem, 2ft
SS3 - Solid Stem, 3ft
SS6 - Solid Stem, 6ft
HS2 - Hang Straight, 2ft
HS3 - Hang Straight, 3ft
HS6 - Hang Straight, 6ft
POA - 2 Powered Aircraft, 6ft

Standard

NA - None⁵
CL - Clear
WH - White
BK - Black
SL - Silver⁶

Premium⁴

MA - Mocha⁶
CC - Charcoal⁶
CR - Cerulean⁶
FB - Firebrick⁶

PHSD - Forward/Reverse Phase, 1% Dimming, 120V Only
010S - 0-10V, 1% Dimming, 120/277V
0103 - 0-10V, 1% Dimming, 347V Only
010L - EldoLED, 0-10V, Linear, 0.1% Dimming, 120/277V⁷
010G - EldoLED, 0-10V, Log, 0.1% Dimming, 120/277V⁷
DALI - EldoLED, DALI Protocol 2, DT-6, 0.1% Dimming, 120/277V⁷
DALI8 - EldoLED, DALI Protocol 2, DT-8, 0.1% Dimming, 120/277V⁷
LUTE - Lutron HiLume Ecodigital, 1% Dimming, 120V/277V^{7,8}
DMX - EldoLED, DMX, 0.1% Dimming, 120V/277V⁹

NA - None
EMG - Emergency Driver^{9,10}
CSMB - Casambi¹¹
AWNR - Athena¹¹

1 - Size Small max output is 1500 lumens.

2 - Size Small with WD1830 has a max output of 1000 lumens.

3 - TW2765 only available with 1500 lumens.

4 - Premium finishes may have extended lead times. Custom RALs are available, please consult Inside Sales with specific request.

5 - Must select NA None when POA 2 Powered Aircraft Suspension is selected.

6 - These finishes are only available with SSK Solid Stem or HSX Hang Straight Suspension.

7 - Requires SQ square canopy for integral driver, otherwise remote mounted.

8 - LUTE driver is not available at 700 lumens.

9 - All drivers remote mounted when using DALI8 driver, DMX driver, or EMG driver options.

10 - Emergency option comes prewired from factory with driver in remote housing. 8V of continuous power provided for a minimum of 90 minutes. Must be installed within 30 feet of luminaire using 18 AWG wire. Not available with 0103, DMX, DALI8 or LUTE Driver.

11 - AWNR/CSMB only available with 010S driver.

12 - TW2765 only available with Drivers 010L/010G/DALI8/DMX. Not available with EMG driver option.

13 - TW2765 requires HRM - Remote Power Supply.

CONTACT FACTORY FOR MORE OPTIONS.

LETO 44 PLUS

SUSPENDED ASYMMETRIC CYLINDER
TUNABLE WHITE & WARM DIM


Canopy

RD Round Canopy



Integral Drivers	Remote Drivers
010S	010L
0103	010G
PHSD	DAI
	DAI8
	LUTE
	DMX

RTL Round Trimless Canopy



Integral Drivers	Remote Drivers
N/A	010S
	0103
	PHSD
	010L
	010G
	DAI
	DAI8
	LUTE
	DMX

SQ Square Canopy



Integral Drivers	Remote Drivers
010S	DAI8
0103	DMX
PHSD	
010L	
010G	
DAI	
LUTE	

Please see next page for Remote Driver Housing details.

Suspension

2AF 2 Aircraft + Feed Cable



SSX (2', 3', 6' max) Solid Stem



HSX (2', 3', 6' max) Hang Straight Solid Stem



Maximum Slope: 15°

POA 2 Powered Aircraft



Lens

DL Diffusing Lens



LETO 44 PLUS

SUSPENDED ASYMMETRIC CYLINDER
TUNABLE WHITE & WARM DIM

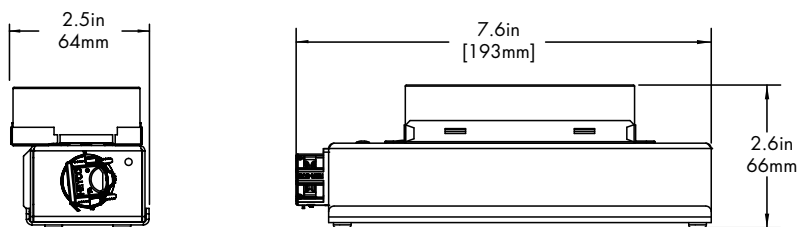
Remote Driver Housing

Depending on the options selected in the order code on page 1, a Remote Driver Housing may be required. This will automatically be generated and put on your order as necessary.

REMOTE DRIVER	MODEL	OUTPUT	CCT	DRIVER	DRIVER OPTIONS
HRM-Housing, Remote	LET44P-S-Leto 44 Plus Suspended	Same as Fixture	Same as Fixture	Same as Fixture	Same as Fixture

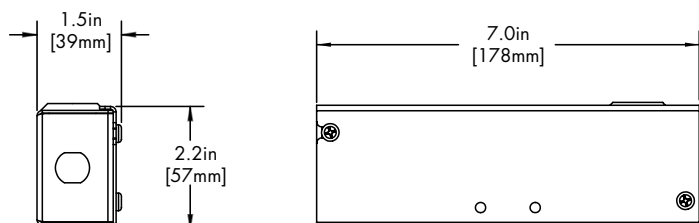
Maximum mounting distance to luminaire using 18 AWG wire								
PHSD	010S	0103	010L	010G	DALI	DALI8	LUTE	DMX
16'	16'	16'	72'	72'	72'	72'	15'	149'

HRM Single with Externally Mounted Driver



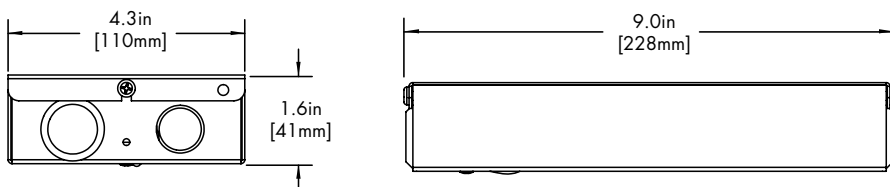
Canopy	+	Driver
RTL	+	0103
RD or RTL	+	010L
RD or RTL	+	010G
RD or RTL	+	DALI
RD or RTL	+	LUTE

HRM Single



Canopy	+	Driver
RTL	+	PHSD
RTL	+	010S

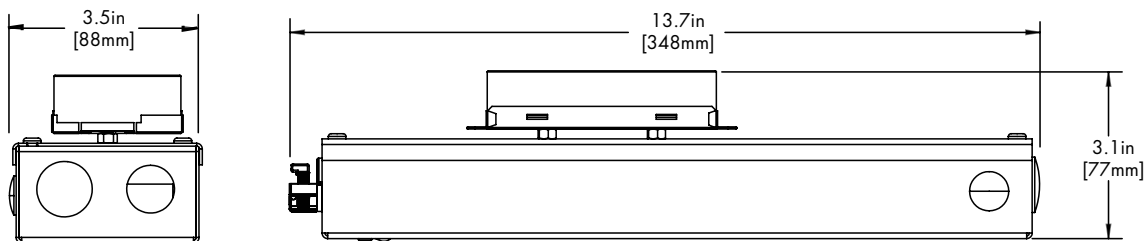
HRM Double



Driver
DALI8
DMX

EMG Emergency Driver

120 minute EMG operation time.



Driver
EMG

LETO 44 PLUS

SUSPENDED ASYMMETRIC CYLINDER
TUNABLE WHITE & WARM DIM

Standard Finish

BK
Black



WH
White



SL
Silver



Premium Finish

Two tone with Black Baffle Finish. Any combination may be used for baffle and body finishes.


MA
Mocha




CC
Charcoal



CR
Cerulean



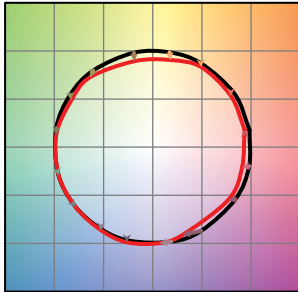
FB
Firebrick



TM-30

Warm Dim 1800K

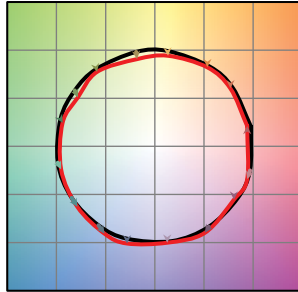
COLOR VECTOR GRAPHIC



— Reference Source — Test Source

Warm Dim 3000K

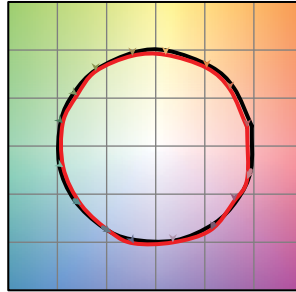
COLOR VECTOR GRAPHIC



— Reference Source — Test Source

Tunable White 2700K

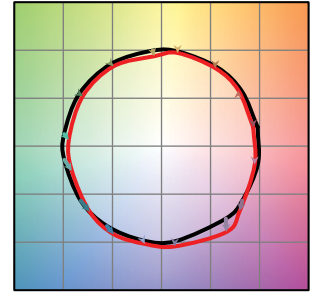
COLOR VECTOR GRAPHIC



— Reference Source — Test Source

Tunable White 6500K

COLOR VECTOR GRAPHIC



— Reference Source — Test Source

Photometry

ASM - Asymmetric

