

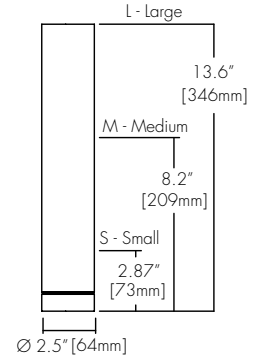
# LETO 44 MINI

SURFACE MOUNT CYLINDER  
TUNABLE WHITE & WARM DIM



## Features

- Faceted metal reflectors provide beam spreads between 20° to 60°.
- Three output options available up to 1500 lumens.
- Nine drivers selections available to cover wide range of applications.
- Five year warranty.



## Finish Options

- White
- Silver
- Mocha
- Firebrick
- Warm Nickel
- Black
- Charcoal
- Cerulean
- Bronze
- Aged Brass

## Technical Information

| TYPE   | WD1830         |               | TW2765        |
|--|----------------|---------------|---------------|
| <b>OUTPUT OPTIONS</b>                                  | 700 lm (S/M/L) | 1000 lm (M/L) | 1500 lm (M/L) |
| <b>Fixture wattage</b>                                 | 7.2 W          | 11.4 W        | 16.5 W        |
| <b>Delivered Lumen</b>                                 | 819 lm         | 1288 lm       | 1617 lm       |
| <b>Efficacy</b>  | 114 lm/W       | 113 lm/W      | 98 lm/W       |
| <b>Center Beam Candlepower (20° Faceted Reflector)</b> | 1689 cd        | 2680 cd       | 3464 cd       |

| CCT   | TM-30 |                |                |                |
|-------|-------|----------------|----------------|----------------|
|       | CRI   | R <sub>f</sub> | R <sub>g</sub> | R <sub>9</sub> |
| 1800K | 94    | 90             | 93             | 61             |
| 3000K | 94    | 89             | 97             | 72             |
| 2700K | 91    | 90             | 96             | 59             |
| 6500K | 93    | 87             | 97             | 73             |

## Ordering Code

Integral Driver Example: Fixture LET44M-SM-S-07-WD1830-F20-NA-WH-WH-RDS-WH-PHSD-NA

Remote Driver Example: Fixture LET44M-SM-S-07-WD1830-F20-NA-WH-WH-RDS-WH-PHSD-NA-HRM-LET44M-SM-07-WD1830-PHSD-NA

## Fixture

| MODEL               | TYPE             | SIZE                 | OUTPUT   | CCT  | OPTIC  | ACCESSORY  | BODY FINISH                                  | BAFFLE FINISH                                |
|---------------------|------------------|----------------------|--|--|--|--|--|--|
| LET44M-Leto 44 Mini | SM-Surface Mount | S-Small <sup>4</sup> | 07-700 lumens (7.2W)                           | WD1830-Warm Dim, 1800K-3000K                     | F20-20 Degree, Faceted<br>F30-30 Degree, Faceted<br>F60-60 Degree, Faceted | NA-No Accessory<br>DL-Diffusing lens<br>HC-Honeycomb Louver <sup>4</sup> | Standard<br>WH-White<br>BK-Black<br>S-Silver | Standard<br>WH-White<br>BK-Black<br>S-Silver |
|                     |                  | M-Medium<br>L-large  | 07-700 lumens (7.2W)<br>10-1000 lumens (11.4W) | WD1830-Warm Dim, 1800K-3000K                     |  |  |  |  |
|                     |                  | M-Medium<br>L-large  | 15-1500 lumens (16.5W)                         | TW2765-Tunable White, 2700K-6500K <sup>1,2</sup> |  |  |  |  |

| CANOPY/ HOUSING  | CANOPY FINISH  | DRIVER   | DRIVER OPTIONS <sup>9</sup>                  |
|--|--|--|--|
| RDS-Round Slim<br>SQS-Square Slim<br>SQR-Square Semi-Recessed <sup>5</sup> | Standard<br>WH-White<br>BK-Black<br>S-Silver<br><br>Premium <sup>3</sup><br>MA-Mocha<br>CC-Charcoal<br>CR-Cerulean<br>FB-Firebrick<br>BZ-Bronze<br>WN-Warm Nickel<br>AB-Aged Brass | PHSD-Forward/Reverse Phase, 1% Dimming, 120V Only<br>010S-0-10V, 1% Dimming, 120/277V<br>0103-0-10V, 1% Dimming, 347V Only <sup>7</sup><br>010L-EldoLED, 0-10V, Linear, 0.1% Dimming, 120/277V <sup>7</sup><br>010G-EldoLED, 0-10V, Log, 0.1% Dimming, 120/277V <sup>7</sup><br>DALI-EldoLED, DALI Protocol 2, DT-6, 0.1% Dimming, 120/277V <sup>7</sup><br>DALI8-EldoLED, DALI Protocol 2, DT-8, 0.1% Dimming, 120/277V <sup>7</sup><br>LUTE-Lutron Hilume Ecodigital, 1% Dimming, 120V/277V <sup>6,7</sup><br>DMX-EldoLED, DMX, 0.1% Dimming, 120V/277V <sup>7</sup> | NA-None<br>EMG-Emergency Driver <sup>8</sup> |

1 - TW2765 only available with Drivers 010L/010G/DALI8/DMX. Not available with EMG driver option.  
 2 - TW2765 requires HRM - Remote Power Supply.  
 3 - Premium finishes may have extended lead times. Custom RALs are available, please consult Inside Sales with specific request.  
 4 - Size Small is not available with accessory HC Honeycomb.  
 5 - SQR Canopy with PHSD/010S is not available with 700 lumens.  
 6 - LUTE driver is not available at 700 lumens.  
 7 - Drivers 0103/010L/010G/DALI/DALI8/DMX/LUTE/EMG are only available with HRM - Remote Power Supply.  
 8 - Emergency option comes prewired from factory with driver in remote housing. 8V of continuous power provided for a minimum of 90 minutes. Must be installed within 30 feet of luminaire using 18 AWG wire. Not available with 0103, DMX, DALI8 or LUTE Driver.  
 9 - AVNLR/CSMB available upon request.

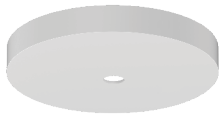
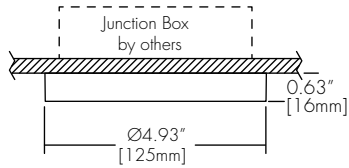
CONTACT FACTORY FOR MORE OPTIONS.

# LETO 44 MINI

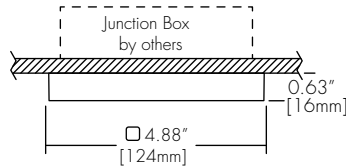
SURFACE MOUNT CYLINDER  
TUNABLE WHITE & WARM DIM

## Canopy


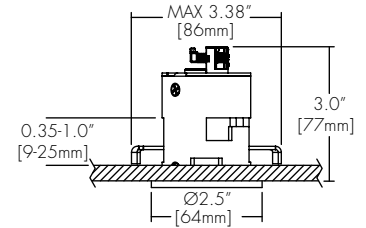
**RDS**  
Round Slim Canopy



**SQS**  
Square Slim Canopy



**SQR**  
Square Semi-Recessed



| RDS or SQS or SQR |  |
|-------------------|--|
| Integral Drivers  | PHSD, 010S                               |
| Remote Drivers    | 0103, 010L, 010G, DALI, DALI8, LUTE, DMX |

## Lens & Accessory Options

**DL**  
Diffusing Lens



**HC**  
Honeycomb



## Optics

**FXX** (20°, 30°, 60°)  
Faceted Reflector



# LETO 44 MINI

SURFACE MOUNT CYLINDER  
TUNABLE WHITE & WARM DIM

## Remote Driver Housing

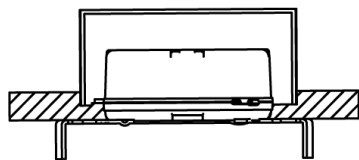
Depending on the options selected in the order code on page 1, a Remote Driver Housing may be required. This will automatically be generated and put on your order as necessary.

| REMOTE DRIVER       | MODEL                                | OUTPUT          | CCT             | DRIVER          | DRIVER OPTIONS  |
|---------------------|--------------------------------------|-----------------|-----------------|-----------------|-----------------|
| HRM-Housing, Remote | LET44M-SM-Leto 44 Mini Surface Mount | Same as Fixture | Same as Fixture | Same as Fixture | Same as Fixture |

| Maximum mounting distance to luminaire using 18 AWG wire |      |      |      |      |      |       |      |      |
|--|------|------|------|------|------|-------|------|------|
| PHSD   | 010S | 0103 | 010L | 010G | DALI | DALI8 | LUTE | DMX  |
| 16'  | 16'  | 16'  | 72'  | 72'  | 72'  | 72'   | 15'  | 149' |

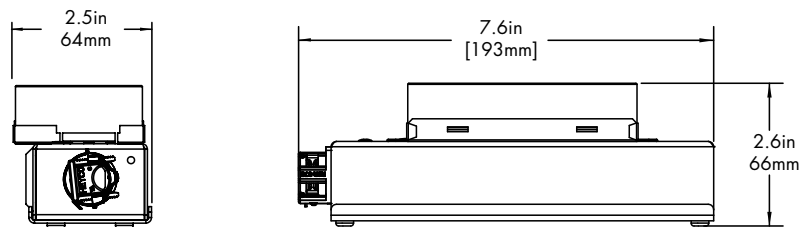
### 4" J-box

Minimum volume required to mount drivers in junction box: 70mm x 40mm x 30mm.



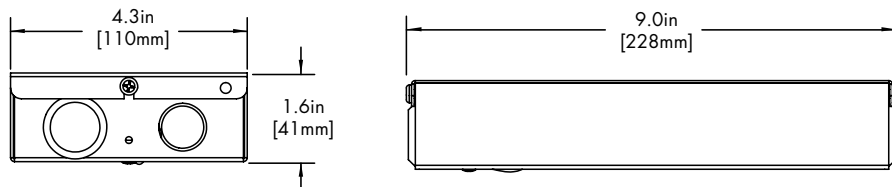
| Canopy | + | Driver |
|--------|---|--------|
| RDS    | + | PHSD   |
| RDS    | + | 010S   |

## HRM Single with Externally Mounted Driver



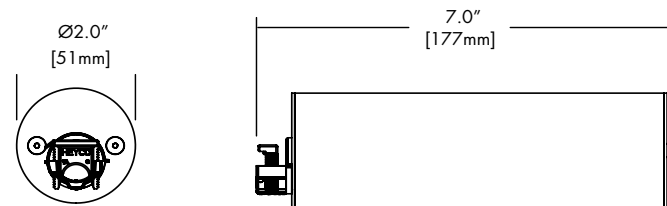
| Driver |
|--------|
| 0103   |
| 010L   |
| 010G   |
| 010S   |
| DALI   |
| LUTE   |

## HRM Double



| Driver |
|--------|
| DALI8  |
| DMX    |

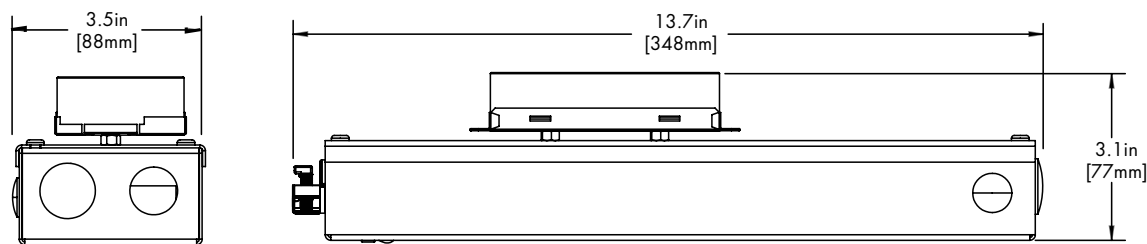
## HRM Cylinder Driver



| Canopy | + | Driver |
|--------|---|--------|
| SQR    | + | 010S   |
| SQR    | + | PHSD   |

## EMG Emergency Driver

120 minute EMG operation time.



| Driver |
|--------|
| EMG    |

# LETO 44 MINI

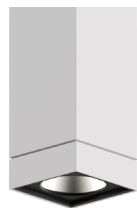
SURFACE MOUNT CYLINDER  
TUNABLE WHITE & WARM DIM

## Standard Finishes

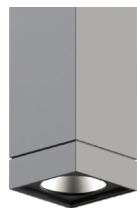
**BK**  
Black



**WH**  
White



**SL**  
Silver



## Premium Finishes


**MA**  
Mocha




**CC**  
Charcoal



**CR**  
Cerulean



**FB**  
Firebrick



**BZ**  
Bronze



**WN**  
Warm Nickle



**AB**  
Antique Bronze



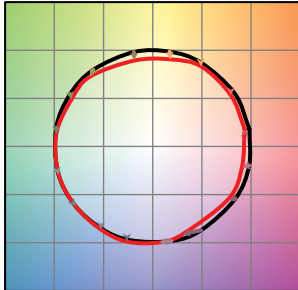
# LETO 44 MINI

SURFACE MOUNT CYLINDER  
TUNABLE WHITE & WARM DIM

## TM-30

Warm Dim 1800K


COLOR VECTOR GRAPHIC



— Reference Source — Test Source

Warm Dim 3000K

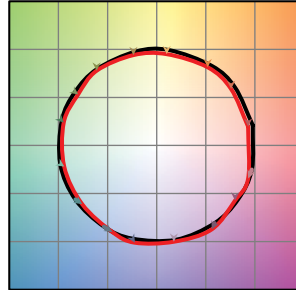
COLOR VECTOR GRAPHIC



— Reference Source — Test Source

Tunable White 2700K


COLOR VECTOR GRAPHIC



— Reference Source — Test Source

Tunable White 6500K

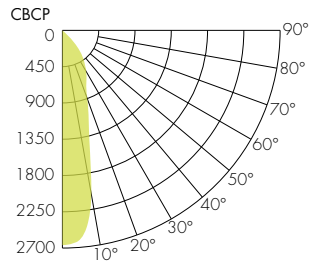
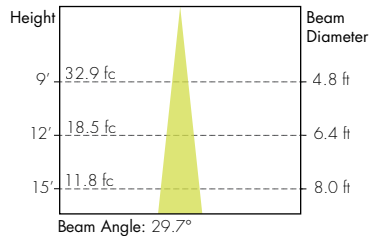
COLOR VECTOR GRAPHIC



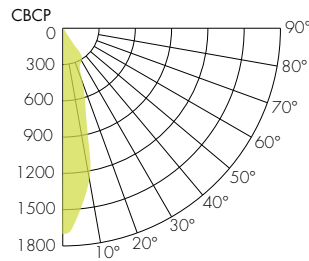
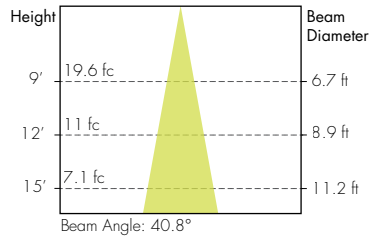
— Reference Source — Test Source

## Photometry

### 20° Faceted Reflector



### 30° Faceted Reflector



### 60° Faceted Reflector

