



Features

The KM Channel linear aluminum extrusion has been designed to fit many LED lighting needs. Multiple mounting and lens options allow for great flexibility and adaptability for any application. Extrusion and diffuser lenses are also field cuttable. Substantial aluminum mass in profile provides excellent heat sink for high power LEDs. Channels come with specified Mounting Clips and End Caps.

Finish

Silver Anodized, White, Black, Bronze

Diffuser Lens

Polycarbonate, snap-in-place, UV resistant

Mounting

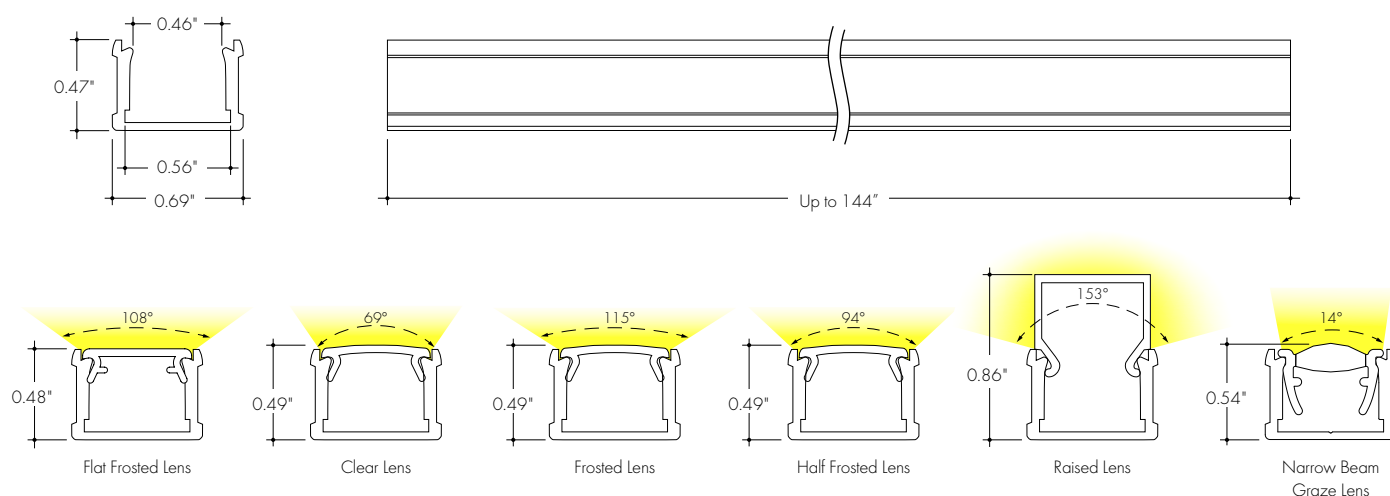
Multiple mounting clips

Warranty

7 Years

Declare. **MADE IN U.S.A**

Product Dimensions



INCLUDED MOUNTING ACCESSORIES

| EXTRUSION LENGTH | MOUNTING CLIPS (ALL TYPES) | ENDCAP PAIR |
|------------------|----------------------------|-------------|
| 48" | 3 | 1 |
| 72" | 3 | 1 |
| 96" | 4 | 1 |
| 120" | 4 | 1 |
| 144" | 5 | 1 |

Each pair of endcaps includes 1x H3 (no wire feed hole) and 1x H4 (with hole) where applicable. Additional endcaps and mounting clips are available for purchase.

TRANSMISSION PERCENTAGE (COMPARED TO LED TAPE WITHOUT CHANNEL)

| LENS | TRANSMISSION % | | | | | | |
|--------------------|----------------|------|-----|------|------|-----|------|
| | LENS ONLY | BLBK | BLS | BLWH | G5BK | G5S | G5WH |
| Clear | 82% | 24% | 32% | 48% | 44% | 56% | 64% |
| Half Frosted | 68% | 20% | 27% | 40% | 37% | 46% | 53% |
| Raised | 58% | N/A | N/A | N/A | N/A | N/A | N/A |
| Narrow Beam Grazer | 56% | 16% | 22% | 33% | 30% | 38% | 44% |
| Flat Frosted | 52% | 15% | 21% | 31% | 28% | 35% | 41% |
| Frosted | 45% | 13% | 18% | 26% | 24% | 31% | 35% |

More details of the Blade Louver and Glare Shield accessory on page 2. See LED tape spec sheet for lens dotting characteristics & compatibility. Raised lens not compatible with the Blade Louver or Glare Shield.

Ordering code

| MODEL | LENGTH | LENS | MOUNTING ² | FINISH ⁴ |
|-------------------------------|---|---|--|--|
| KMC - KM Channel ¹ | 48 - 48" 72 - 72" 96 - 96" ³ 120 - 120" ³ 144 - 144" ³ | C - Clear F - Frosted HF - Half Frosted GR - Narrow Beam Grazer R - Raised FF - Flat Frosted | FC - Fixed Clip FC45 - Fixed Clip 45° A - Adjustable Hinge Mounting EFC - Tamper Resistant Fixed Clip | BASE SA - Silver Anodized POWDER COAT BK - Black BZ - Bronze WH - White |

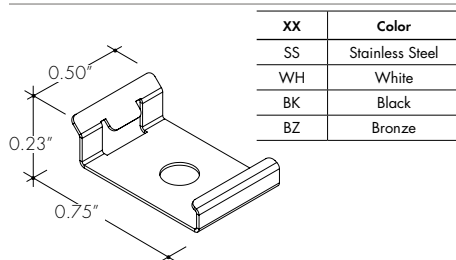
¹ - End Caps are included with channel, one of H3 (no hole) and one of H4 (with hole). Order additional End Caps as necessary.
² - Mounting Clips are included with channel. Refer to chart above for provided mounting clip quantities.
Order additional Mounting Clips as necessary.

³ - For Channels and Lenses over 96", incremental shipping charges will apply.
⁴ - Powder Coat finishes may have extended lead times. Custom RALs are available, please consult Inside Sales with specific request.

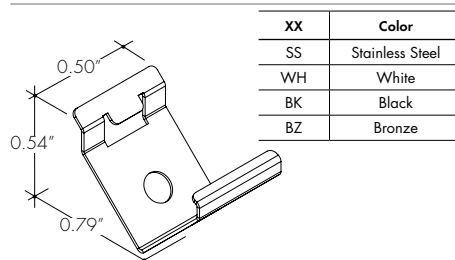
Mounting Clips

All Channels come with a specified set of Mounting Clips and End Caps, see Ordering Code for details. Order additional Mounting Clips and End Caps as necessary.

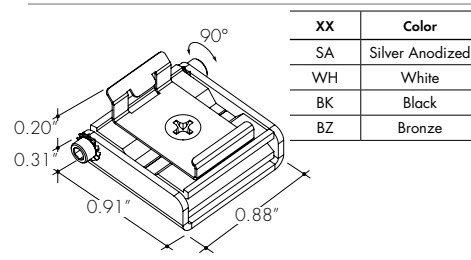
MB-KMSC-XX Fixed mounting clip -FC



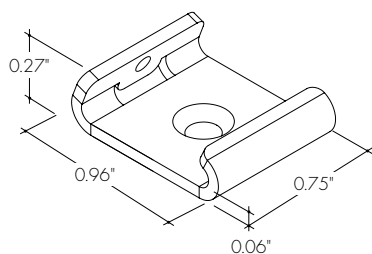
MB-KMSC-45-XX Fixed mounting clip 45° -FC45



MB-KMSC-A-XX Adjustable mounting clip, up to 90° -A

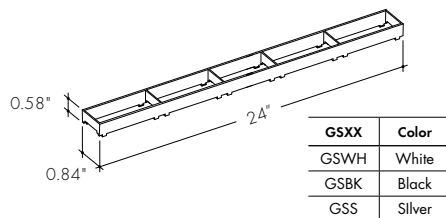


MB-KMSC-EFC-SS Tamper Resistant Fixed Clip -EFC

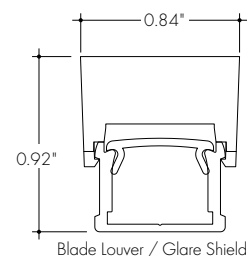
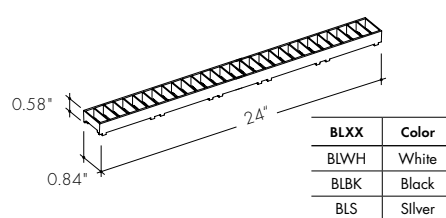


Glare Shield and Blade Louver Accessory

LV-GS-KMSC-24-XX Glare Shield reduces glare at high angle, field cuttable. Also available with complete fixture, use ordering code -GSXX



LV-BL-KMSC-24-XX Blade Louver reduces glare at high angle in two directions Also available with complete fixture, use ordering code -BLXX

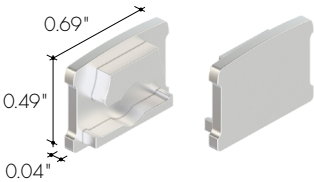


All Channels come with a specified set of Mounting Clips and End Caps, see Ordering Code for details. Order additional Mounting Clips and EndCaps as necessary.

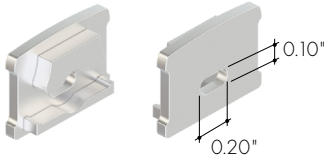
End Caps

For Clear, Frosted, Half-Frosted, or Flat Frosted Lens options.

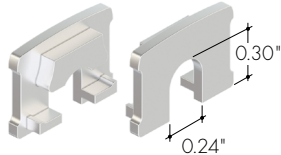
EC-KMC-F-H3-XX
End Cap



EC-KMC-F-H4-XX
End Cap with slot opening



EC-KMC-F-H8-XX
End Cap with powerfeed opening

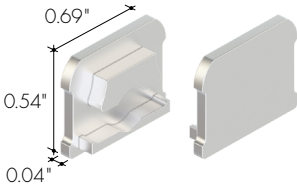


| XX | Color |
|----|-----------------|
| SA | Silver Anodized |
| WH | White |
| BK | Black |
| BZ | Bronze |

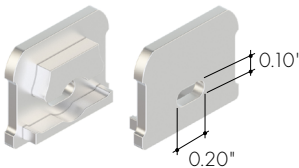
End Caps

For Graze Lens option

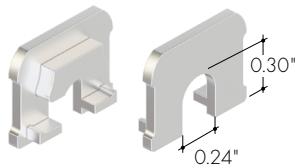
EC-KMC-GR-H3-SA
End Cap



EC-KMC-GR-H4-SA
End Cap with slot opening



EC-KMC-GR-H8-XX
End Cap with powerfeed opening

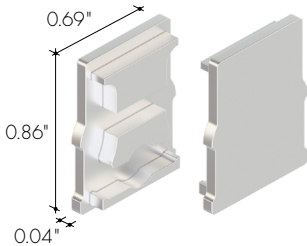


| XX | Color |
|----|-----------------|
| SA | Silver Anodized |
| WH | White |
| BK | Black |
| BZ | Bronze |

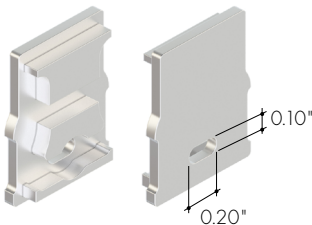
End Caps

For Raised Lens option

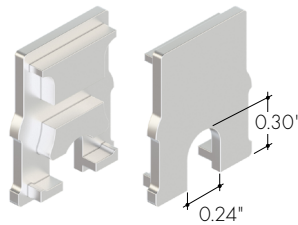
EC-KMC-R-H3-XX
End Cap



EC-KMC-R-H4-XX
End Cap with slot opening



EC-KMC-R-H8-XX
End Cap with powerfeed opening



| XX | Color |
|----|-----------------|
| SA | Silver Anodized |
| WH | White |
| BK | Black |
| BZ | Bronze |

