

# EVO ZOOM 16 SHORT SNOOT

9° ZOOM BEAM

STATIC WHITE



## OVERVIEW

Evo Zoom 16 Short Snoot is a Constant Voltage single source LED spotlight that is machined from aerospace grade aluminium 6063-T6 and comes as standard in white, black and brushed aluminium finishes. It has a lockable tool-less mechanical zoom for ultimate flexibility post installation and fully lockable bearing aided pan and tilt. The zoom beam in our 9.00W 700lm module has a peak intensity of 13597cd. An accessory holder is available separately that can accommodate 55mm (2.16") lenses and louvers. The Jack Plug is compatible with Precision Lighting's 24V Jack systems. The onboard 24V DC driver ensures overcurrent protection and is not polarity sensitive. An external AC to 24V DC power supply is required.

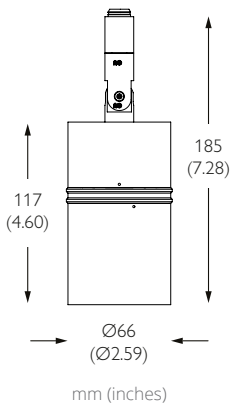
- UK PART L**
- Part L1A / L1B (Dwellings) ●
  - Part L2A (General)
  - Part L2A (Display) ●



## PERFORMANCE

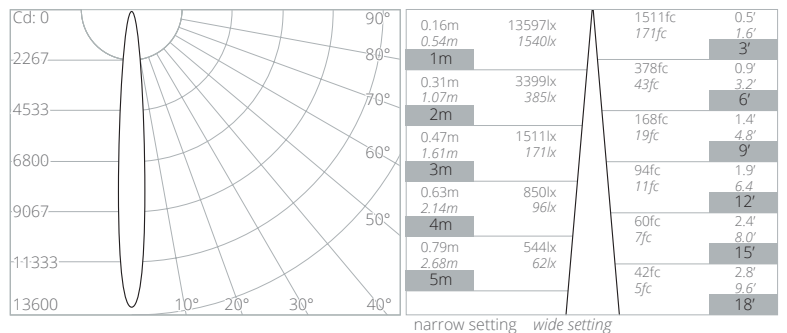
<b>FWHM</b>	9° to 30° Zoom	<b>Category</b>	IP20
<b>Luminous Flux</b>	503 lm	<b>Material</b>	Machined AL 6063-T6   Machined Brass
<b>Peak Intensity</b>	13597 cd	<b>Finishes</b>	Brushed Aluminium   Black RAL9005   White RAL9010
<b>CCT</b>	2700K   3000K   3500K   4000K	<b>Weight</b>	440g   0.97lb
<b>CRI Min.</b>	92 TYP	<b>Mounting</b>	Basis Track   24V Monopoints
<b>Drive Current</b>	375 mA	<b>Movement</b>	Pan 360°   Tilt 180°
<b>Nom. Voltage</b>	24 V	<b>Lockable</b>	Pan & Tilt
<b>Max. Wattage</b>	9.00 W	<b>Accessories</b>	Separate   Snoots   Louver   Lenses 55mm (2.16")
<b>Dimming</b>	0-10V   DALI	<b>TM65   TM66</b>	18.69kgCO2e   2.2
<b>Driver Type</b>	Constant Voltage   Remote AC to 24VDC	<b>Lifetime</b>	L90B10 100,000hrs   5 year warranty
<b>Class</b>	SELV   Class III		

## DIMENSIONS



## PHOTOMETRY

CCT	Multiplier
2700K	x0.90
3000K	x1.00
3500K	x1.00
4000K	x1.00



Data at 3000K

## ORDER CODE

Mounting	Model	Finish	CCT	Beam Angle
-	593	-	-	-
<i>Luminaire Only †</i>		<b>WH</b> White RAL 9010	<b>2792</b> 2700K 92CRI	<b>ZO</b> Zoom 9° - 30°
<b>BT</b> Basis Track ‡		<b>BK</b> Black RAL 9005	<b>3092</b> 3000K 92CRI	
<b>MPZ</b> Surface Monopoint		<b>AL</b> Brushed Aluminium ‡	<b>3592</b> 3500K 92CRI	
<b>MPS</b> Trimless Monopoint			<b>4092</b> 4000K 92CRI	
<b>MPY</b> Node Monopoint				
<b>MPX</b> Flat Monopoint				

Example Code: **MPZ-593-WH-3092ZO**

\*Premium & custom finishes are built to order, subject to an extended lead time & MOQ  
See Drivers, Power Supplies and Accessories sections for further order codes

† This luminaire requires a mounting option, if ordering individually mounting option must be ordered separately

‡ Basis Track is only available in **AL** Brushed Aluminium and **RB** Rubbed Bronze Finishes

# 24V CONSTANT VOLTAGE 16 SERIES

DRIVER COMPATIBILITY

STATIC WHITE

## DRIVERS

### 100W | DIMMING: 1-10V

NO. OF LIGHTS PER DRIVER 1 to 9  
VOLTAGE REGION 230V  
FOR NORTH AMERICA No  
WATTAGE 100W  
OUTPUT VOLTAGE 24V  
SUPPLY TYPE Constant Voltage  
DRIVER LOCATION Remote



ORDER CODE PSCV-100-24-A-OS

LENGTH 240mm (9.44") WIDTH 50mm (1.96") HEIGHT 34mm (1.34")



### 130W | DIMMING: 1-10V

NO. OF LIGHTS PER DRIVER 1 to 12  
VOLTAGE REGION 230V  
FOR NORTH AMERICA No  
WATTAGE 130W  
OUTPUT VOLTAGE 24V  
SUPPLY TYPE Constant Voltage  
DRIVER LOCATION Remote



ORDER CODE PSCV-130-24-A-OS

LENGTH 240mm (9.44") WIDTH 63mm (2.48") HEIGHT 37mm (1.46")



### 100W | DIMMING: DALI

NO. OF LIGHTS PER DRIVER 1 to 10  
VOLTAGE REGION 230V  
FOR NORTH AMERICA No  
WATTAGE 130W  
OUTPUT VOLTAGE 24V  
SUPPLY TYPE Constant Voltage  
DRIVER LOCATION Remote



ORDER CODE PSCV-100-24-D-EL

LENGTH 388mm (15.2") WIDTH 42mm (1.65") HEIGHT 30mm (1.18")



# 24V CONSTANT VOLTAGE 16 SERIES

DRIVER COMPATIBILITY

STATIC WHITE

## DRIVERS

### 100W | DIMMING: 1-10V

NO. OF LIGHTS PER DRIVER 1 to 9  
VOLTAGE REGION 120V  
FOR NORTH AMERICA Yes  
WATTAGE 100W  
OUTPUT VOLTAGE 24V  
SUPPLY TYPE Constant Voltage  
DRIVER LOCATION Remote




ORDER CODE USCV-100-24-A-MW-ENC

LENGTH 550mm (21.6") WIDTH 65mm (2.60") HEIGHT 57mm (2.25")



### 96W | DIMMING: PHASE

NO. OF LIGHTS PER DRIVER 1 to 8  
VOLTAGE REGION 120V  
FOR NORTH AMERICA Yes  
WATTAGE 96W  
OUTPUT VOLTAGE 24V  
SUPPLY TYPE Constant Voltage  
DRIVER LOCATION Remote



ORDER CODE USCV-96-24-P-LU

LENGTH 380mm (14.9") WIDTH 77mm (3.03") HEIGHT 57mm (2.24")



### 100W | DIMMING: DALI

NO. OF LIGHTS PER DRIVER 1 to 9  
VOLTAGE REGION 120V  
FOR NORTH AMERICA Yes  
WATTAGE 100W  
OUTPUT VOLTAGE 24V  
SUPPLY TYPE Constant Voltage  
DRIVER LOCATION Remote



ORDER CODE USCV-100-24-D-EL-ENC

LENGTH 550mm (21.6") WIDTH 65mm (2.60") HEIGHT 57mm (2.25")

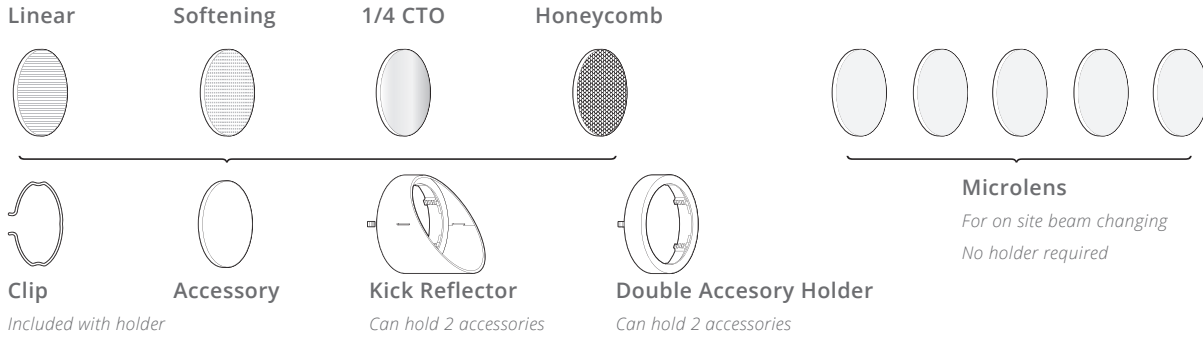


# 16 SERIES SPOTLIGHT ACCESSORIES

FOR USE WITH EVO 16 | RETRO 16 | MICROSPOT 16

## ACCESSORIES

The 16 series track and surface spotlights can accommodate accessories with snap in accessory holders.



### Double Accessory Holder

Can hold 2 accessories

HEIGHT 14mm (0.551")  
DAIMETER 63mm (2.480")



PART CODE 254-BK

### Kick Reflector Accessory Holder

Use only with the Glare Guard Snoot

HEIGHT 54mm (2.126")  
DAIMETER 63mm (2.480")

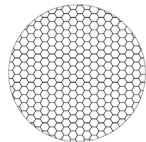


PART CODE 255-BK

### Honeycomb Louvre

Enhances glare control

THICKNESS 3.2mm (0.126")  
DAIMETER 55mm (2.165")



PART CODE 995-55-BK

### 1/4 CTO Dichroic

CCT warming - approx 300K

THICKNESS 1.8mm (0.071")  
DAIMETER 55mm (2.165")




PART CODE 997-1/4CTO-55

### Softening Lens

Heavy Diffusion of beam

THICKNESS 3.2mm (0.126")  
DAIMETER 55mm (2.165")



PART CODE 991-55

### Linear Lens

Elongates beam

THICKNESS 3.9mm (0.154")  
DAIMETER 55mm (2.165")



PART CODE 992-55

## OPTICS

### Microlens - Intense Light Engine Only

For on site beam angle changes. No holder required.

THICKNESS 1.0mm (0.039")  
DAIMETER 49.5mm (1.949")



PART CODE 931-01 Ultra Narrow  
931-02 Narrow  
931-03 Medium  
931-04 Flood  
931-05 Wide Flood

# 24V CONSTANT VOLTAGE SYSTEM


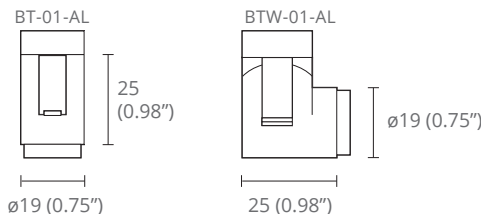
## MOUNTING OPTIONS

### MOUNTING OPTIONS

#### BT & BTW - BASIS TRACK

For use with Precision Lighting Basis Track

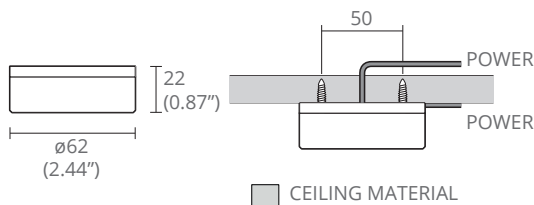
ADAPTOR CODE	FINISH
BT-01-AL	Brushed Aluminium
BT-01-RB	Rubbed Bronze
BTW-01-AL	Brushed Aluminium
BTW-01-RB	Rubbed Bronze



#### MPZ - SURFACE MONOPOINT

For blind mounting on solid surfaces

MONOPOINT CODE	FINISH
MPZ-01-AL	Brushed Aluminium
MPZ-01-WH	White RAL 9010
MPZ-01-BK	Black RAL 9005
MPZ-01-RB	Rubbed Bronze
MPZ-01-PB	Polished Brass
MPZ-01-SB	Brushed Brass



#### MPS - TRIMLESS MONOPOINT


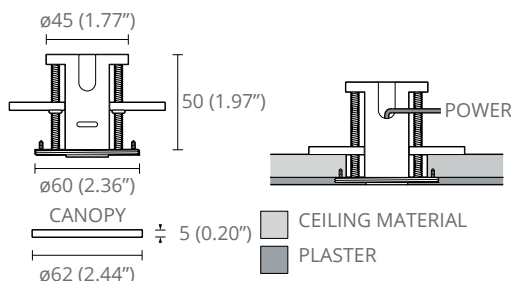
For use with plasterboard / sheetrock

Note: Canopy not standard, for non-trimless install.

MONOPOINT CODE	FINISH
MPS-01-AL	Brushed Aluminium

CANOPY CODE	FINISH
MPS-02-AL	Brushed Aluminium
MPS-02-BK	Black RAL 9005
MPS-02-WH	White RAL 9010

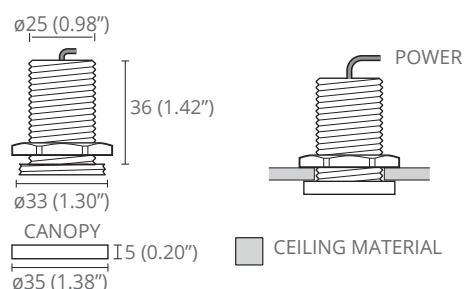


#### MPY - NODE MONOPOINT

For use in cabinetry

Note: rear access required after install

MONOPOINT CODE	FINISH
MPY-05-AL	Brushed Aluminium
MPY-05-WH	White RAL 9010
MPY-05-BK	Black RAL 9005
MPY-05-RB	Rubbed Bronze
MPY-05-PB	Polished Brass
MPY-05-SB	Brushed Brass



#### MPX - FLAT MONOPOINT

For use with most mounting surfaces

Note: wiring void required

MONOPOINT CODE	FINISH
MPX-02-AL	Brushed Aluminium
MPX-02-WH	White RAL 9010
MPX-02-BK	Black RAL 9005
MPX-02-RB	Rubbed Bronze
MPX-01-PB	Polished Brass
MPX-01-SB	Brushed Brass

