

# EVO T 16 GLARE GUARD

6° ULTRA NARROW BEAM

STATIC WHITE



## OVERVIEW

Evo T 16 Glare Guard is a Constant Voltage single source LED spotlight that is machined from aerospace grade aluminium 6063-T6 and comes as standard in white, black and brushed aluminium finishes. It has five site-changeable optics for flexible beam distribution and fully lockable bearing aided pan and tilt. The ultra narrow beam in our 9.00W 700lm module has a peak intensity of 28223cd. An accessory holder is available separately that can accommodate 55mm (2.16") lenses and louvers. The Jack Plug is compatible with Precision Lighting's 24V Jack systems. The onboard 24V DC driver ensures overcurrent protection and is not polarity sensitive. An external AC to 24V DC power supply is required.

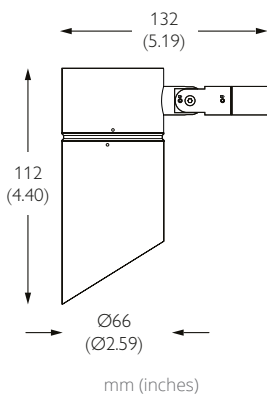
- UK PART L**
- Part L1A / L1B (Dwellings) ●
  - Part L2A (General)
  - Part L2A (Display) ●



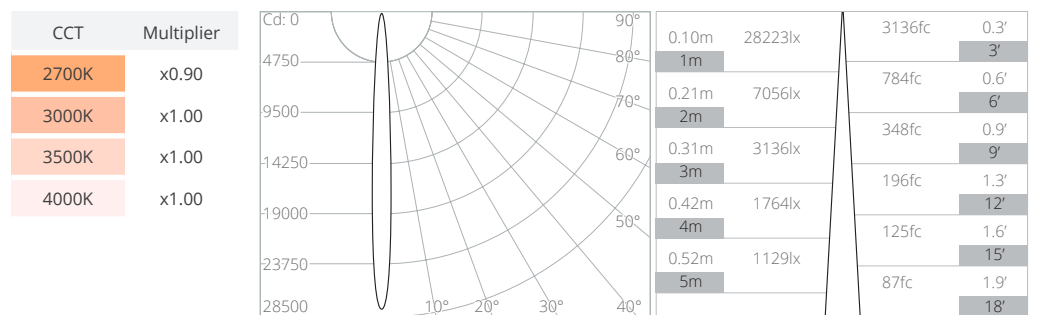
## PERFORMANCE

FWHM	6°	Category	IP20
Luminous Flux	650 lm	Material	Machined AL 6063-T6
Peak Intensity	28223 cd	Finishes	Brushed Aluminium   Black RAL9005   White RAL9010
CCT	2700K   3000K   3500K   4000K	Weight	324g   0.71lb
CRI Min.	92 TYP	Mounting	Basis Track   24V Monopoints
Drive Current	375 mA	Movement	Pan 360°   Tilt 180°
Nom. Voltage	24 V	Lockable	Pan & Tilt
Max. Wattage	9.00 W	Accessories	Separate   Snoots   Louver   Lenses 55mm (2.16")
Dimming	0-10V   DALI	TM65   TM66	15.29kgCO2e   2.4
Driver Type	Constant Voltage   Remote AC to 24VDC	Lifetime	L90B10 100,000hrs   5 year warranty
Class	SELV   Class III		

## DIMENSIONS



## PHOTOMETRY



Data at 3000K

## ORDER CODE

Mounting	Model	Finish	CCT	Beam Angle
-	1031	-	-	-
<i>Luminaire Only †</i>		<b>WH</b> White RAL 9010	<b>2792</b> 2700K 92CRI	<b>UN</b> Ultra Narrow 6°
<b>BT</b> Basis Track ‡		<b>BK</b> Black RAL 9005	<b>3092</b> 3000K 92CRI	<b>NA</b> Narrow 10°
<b>MPZ</b> Surface Monopoint		<b>AL</b> Brushed Aluminium ‡	<b>3592</b> 3500K 92CRI	<b>ME</b> Medium 15°
<b>MPS</b> Trimless Monopoint			<b>4092</b> 4000K 92CRI	<b>FL</b> Flood 30°
<b>MPY</b> Node Monopoint				<b>WF</b> Wide Flood 55°
<b>MPX</b> Flat Monopoint				

Example Code: **MPZ-1031-WH-3092UN**

\*Premium & custom finishes are built to order, subject to an extended lead time & MOQ  
See Drivers, Power Supplies and Accessories sections for further order codes

† This luminaire requires a mounting option, if ordering individually mounting option must be ordered separately

‡ Basis Track is only available in **AL** Brushed Aluminium and **RB** Rubbed Bronze Finishes

# EVO T 16 GLARE GUARD

10° NARROW BEAM

STATIC WHITE



## OVERVIEW

Evo T 16 Glare Guard is a Constant Voltage single source LED spotlight that is machined from aerospace grade aluminium 6063-T6 and comes as standard in white, black and brushed aluminium finishes. It has five site-changeable optics for flexible beam distribution and fully lockable bearing aided pan and tilt. The narrow beam in our 9.00W 700lm module has a peak intensity of 15476cd. An accessory holder is available separately that can accommodate 55mm (2.16") lenses and louvers. The Jack Plug is compatible with Precision Lighting's 24V Jack systems. The onboard 24V DC driver ensures overcurrent protection and is not polarity sensitive. An external AC to 24V DC power supply is required.

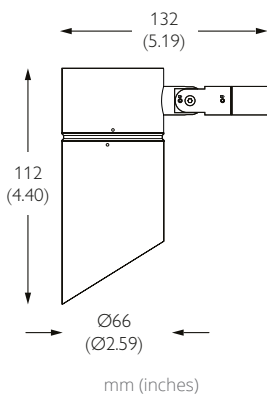
- UK PART L**
- Part L1A / L1B (Dwellings) ●
  - Part L2A (General)
  - Part L2A (Display) ●



## PERFORMANCE

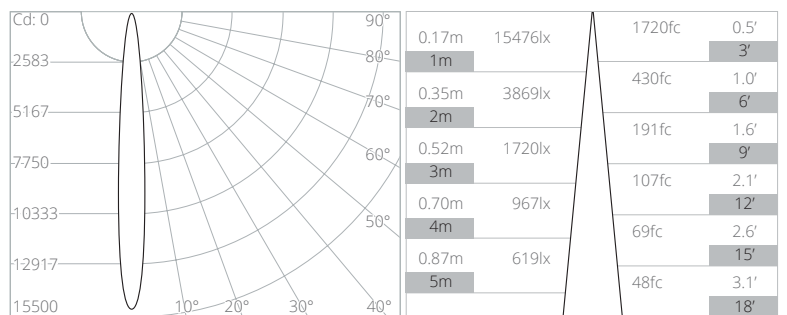
FWHM	10°	Category	IP20
Luminous Flux	653 lm	Material	Machined AL 6063-T6
Peak Intensity	15476 cd	Finishes	Brushed Aluminium   Black RAL9005   White RAL9010
CCT	2700K   3000K   3500K   4000K	Weight	324g   0.71lb
CRI Min.	92 TYP	Mounting	Basis Track   24V Monopoints
Drive Current	375 mA	Movement	Pan 360°   Tilt 180°
Nom. Voltage	24 V	Lockable	Pan & Tilt
Max. Wattage	9.00 W	Accessories	Separate   Snoots   Louver   Lenses 55mm (2.16")
Dimming	0-10V   DALI	TM65   TM66	15.29kgCO2e   2.4
Driver Type	Constant Voltage   Remote AC to 24VDC	Lifetime	L90B10 100,000hrs   5 year warranty
Class	SELV   Class III		

## DIMENSIONS



## PHOTOMETRY

CCT	Multiplier
2700K	x0.90
3000K	x1.00
3500K	x1.00
4000K	x1.00



Data at 3000K

## ORDER CODE

Mounting	Model	Finish	CCT	Beam Angle
-	1031	-	-	-
<i>Luminaire Only †</i>		<b>WH</b> White RAL 9010	<b>2792</b> 2700K 92CRI	<b>UN</b> Ultra Narrow 6°
<b>BT</b> Basis Track ‡		<b>BK</b> Black RAL 9005	<b>3092</b> 3000K 92CRI	<b>NA</b> Narrow 10°
<b>MPZ</b> Surface Monopoint		<b>AL</b> Brushed Aluminium ‡	<b>3592</b> 3500K 92CRI	<b>ME</b> Medium 15°
<b>MPS</b> Trimless Monopoint			<b>4092</b> 4000K 92CRI	<b>FL</b> Flood 30°
<b>MPY</b> Node Monopoint				<b>WF</b> Wide Flood 55°
<b>MPX</b> Flat Monopoint				

Example Code: **MPZ-1031-WH-3092NA**

\*Premium & custom finishes are built to order, subject to an extended lead time & MOQ  
See Drivers, Power Supplies and Accessories sections for further order codes

† This luminaire requires a mounting option, if ordering individually mounting option must be ordered separately

‡ Basis Track is only available in **AL** Brushed Aluminium and **RB** Rubbed Bronze Finishes

# EVO T 16 GLARE GUARD

16° MEDIUM BEAM

STATIC WHITE



## OVERVIEW

Evo T 16 Glare Guard is a Constant Voltage single source LED spotlight that is machined from aerospace grade aluminium 6063-T6 and comes as standard in white, black and brushed aluminium finishes. It has five site-changeable optics for flexible beam distribution and fully lockable bearing aided pan and tilt. The medium beam in our 9.00W 700lm module has a peak intensity of 5671cd. An accessory holder is available separately that can accommodate 55mm (2.16") lenses and louvers. The Jack Plug is compatible with Precision Lighting's 24V Jack systems. The onboard 24V DC driver ensures overcurrent protection and is not polarity sensitive. An external AC to 24V DC power supply is required.

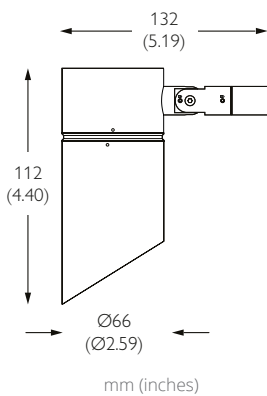
- UK PART L**
- Part L1A / L1B (Dwellings) ●
  - Part L2A (General)
  - Part L2A (Display) ●



## PERFORMANCE

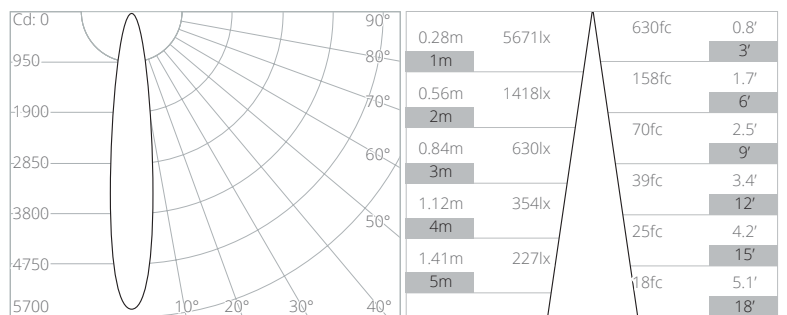
FWHM	16°	Category	IP20
Luminous Flux	623 lm	Material	Machined AL 6063-T6
Peak Intensity	5671 cd	Finishes	Brushed Aluminium   Black RAL9005   White RAL9010
CCT	2700K   3000K   3500K   4000K	Weight	324g   0.71lb
CRI Min.	92 TYP	Mounting	Basis Track   24V Monopoints
Drive Current	375 mA	Movement	Pan 360°   Tilt 180°
Nom. Voltage	24 V	Lockable	Pan & Tilt
Max. Wattage	9.00 W	Accessories	Separate   Snouts   Louver   Lenses 55mm (2.16")
Dimming	0-10V   DALI	TM65   TM66	15.29kgCO2e   2.4
Driver Type	Constant Voltage   Remote AC to 24VDC	Lifetime	L90B10 100,000hrs   5 year warranty
Class	SELV   Class III		

## DIMENSIONS



## PHOTOMETRY

CCT	Multiplier
2700K	x0.90
3000K	x1.00
3500K	x1.00
4000K	x1.00



Data at 3000K

## ORDER CODE

Mounting	Model	Finish	CCT	Beam Angle
-	1031	-	-	-
<i>Luminaire Only †</i>		<b>WH</b> White RAL 9010	<b>2792</b> 2700K 92CRI	<b>UN</b> Ultra Narrow 6°
<b>BT</b> Basis Track ‡		<b>BK</b> Black RAL 9005	<b>3092</b> 3000K 92CRI	<b>NA</b> Narrow 10°
<b>MPZ</b> Surface Monopoint		<b>AL</b> Brushed Aluminium ‡	<b>3592</b> 3500K 92CRI	<b>ME</b> Medium 15°
<b>MPS</b> Trimless Monopoint			<b>4092</b> 4000K 92CRI	<b>FL</b> Flood 30°
<b>MPY</b> Node Monopoint				<b>WF</b> Wide Flood 55°
<b>MPX</b> Flat Monopoint				

Example Code: **MPZ-1031-WH-3092ME**

\*Premium & custom finishes are built to order, subject to an extended lead time & MOQ  
See Drivers, Power Supplies and Accessories sections for further order codes

† This luminaire requires a mounting option, if ordering individually mounting option must be ordered separately

‡ Basis Track is only available in **AL** Brushed Aluminium and **RB** Rubbed Bronze Finishes

# EVO T 16 GLARE GUARD

30° FLOOD BEAM

STATIC WHITE



## OVERVIEW

Evo T 16 Glare Guard is a Constant Voltage single source LED spotlight that is machined from aerospace grade aluminium 6063-T6 and comes as standard in white, black and brushed aluminium finishes. It has five site-changeable optics for flexible beam distribution and fully lockable bearing aided pan and tilt. The flood beam in our 9.00W 700lm module has a peak intensity of 1652cd. An accessory holder is available separately that can accommodate 55mm (2.16") lenses and louvers. The Jack Plug is compatible with Precision Lighting's 24V Jack systems. The onboard 24V DC driver ensures overcurrent protection and is not polarity sensitive. An external AC to 24V DC power supply is required.

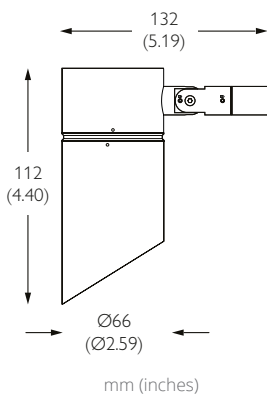
- UK PART L**
- Part L1A / L1B (Dwellings) ●
  - Part L2A (General)
  - Part L2A (Display) ●



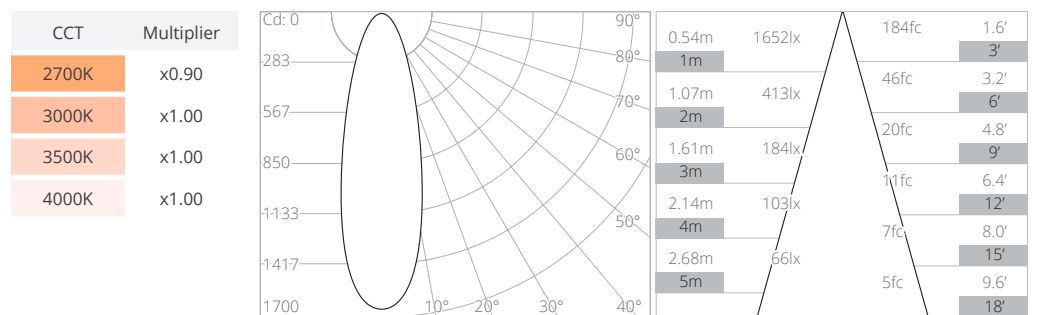
## PERFORMANCE

FWHM	30°	Category	IP20
Luminous Flux	637 lm	Material	Machined AL 6063-T6
Peak Intensity	1652 cd	Finishes	Brushed Aluminium   Black RAL9005   White RAL9010
CCT	2700K   3000K   3500K   4000K	Weight	324g   0.71lb
CRI Min.	92 TYP	Mounting	Basis Track   24V Monopoints
Drive Current	375 mA	Movement	Pan 360°   Tilt 180°
Nom. Voltage	24 V	Lockable	Pan & Tilt
Max. Wattage	9.00 W	Accessories	Separate   Snoots   Louver   Lenses 55mm (2.16")
Dimming	0-10V   DALI	TM65   TM66	15.29kgCO2e   2.4
Driver Type	Constant Voltage   Remote AC to 24VDC	Lifetime	L90B10 100,000hrs   5 year warranty
Class	SELV   Class III		

## DIMENSIONS



## PHOTOMETRY



## ORDER CODE

Mounting	Model	Finish	CCT	Beam Angle
-	1031	-	-	-
<i>Luminaire Only †</i>		<b>WH</b> <i>White RAL 9010</i>	<b>2792</b> <i>2700K 92CRI</i>	<b>UN</b> <i>Ultra Narrow 6°</i>
<b>BT</b> <i>Basis Track ‡</i>		<b>BK</b> <i>Black RAL 9005</i>	<b>3092</b> <i>3000K 92CRI</i>	<b>NA</b> <i>Narrow 10°</i>
<b>MPZ</b> <i>Surface Monopoint</i>		<b>AL</b> <i>Brushed Aluminium ‡</i>	<b>3592</b> <i>3500K 92CRI</i>	<b>ME</b> <i>Medium 15°</i>
<b>MPS</b> <i>Trimless Monopoint</i>			<b>4092</b> <i>4000K 92CRI</i>	<b>FL</b> <i>Flood 30°</i>
<b>MPY</b> <i>Node Monopoint</i>				<b>WF</b> <i>Wide Flood 55°</i>
<b>MPX</b> <i>Flat Monopoint</i>				

Example Code: **MPZ-1031-WH-3092FL**

\*Premium & custom finishes are built to order, subject to an extended lead time & MOQ  
See Drivers, Power Supplies and Accessories sections for further order codes

† This luminaire requires a mounting option, if ordering individually mounting option must be ordered separately

‡ Basis Track is only available in **AL** Brushed Aluminium and **RB** Rubbed Bronze Finishes

# EVO T 16 GLARE GUARD

50° WIDE FLOOD BEAM

STATIC WHITE



## OVERVIEW

Evo T 16 Glare Guard is a Constant Voltage single source LED spotlight that is machined from aerospace grade aluminium 6063-T6 and comes as standard in white, black and brushed aluminium finishes. It has five site-changeable optics for flexible beam distribution and fully lockable bearing aided pan and tilt. The wide flood beam in our 9.00W 700lm module has a peak intensity of 633cd. An accessory holder is available separately that can accommodate 55mm (2.16") lenses and louvers. The Jack Plug is compatible with Precision Lighting's 24V Jack systems. The onboard 24V DC driver ensures overcurrent protection and is not polarity sensitive. An external AC to 24V DC power supply is required.

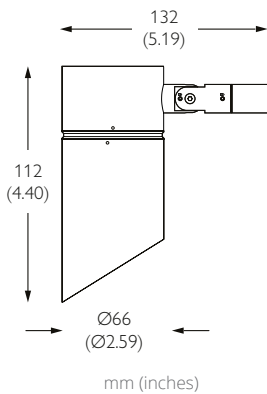
- UK PART L**
- Part L1A / L1B (Dwellings) ●
  - Part L2A (General)
  - Part L2A (Display) ●



## PERFORMANCE

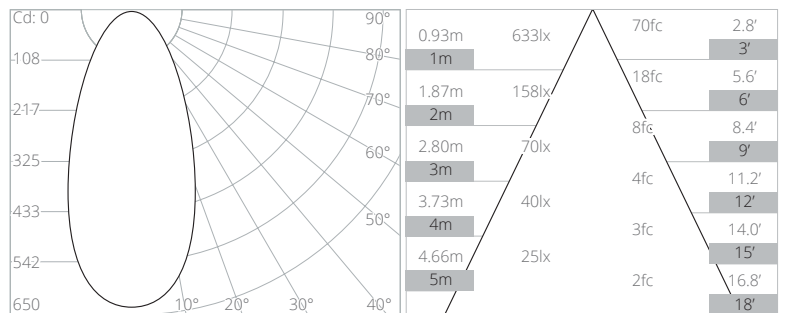
FWHM	50°	Category	IP20
Luminous Flux	605 lm	Material	Machined AL 6063-T6
Peak Intensity	633 cd	Finishes	Brushed Aluminium   Black RAL9005   White RAL9010
CCT	2700K   3000K   3500K   4000K	Weight	324g   0.71lb
CRI Min.	92 TYP	Mounting	Basis Track   24V Monopoints
Drive Current	375 mA	Movement	Pan 360°   Tilt 180°
Nom. Voltage	24 V	Lockable	Pan & Tilt
Max. Wattage	9.00 W	Accessories	Separate   Snoots   Louver   Lenses 55mm (2.16")
Dimming	0-10V   DALI	TM65   TM66	15.29kgCO2e   2.4
Driver Type	Constant Voltage   Remote AC to 24VDC	Lifetime	L90B10 100,000hrs   5 year warranty
Class	SELV   Class III		

## DIMENSIONS



## PHOTOMETRY

CCT	Multiplier
2700K	x0.90
3000K	x1.00
3500K	x1.00
4000K	x1.00



## ORDER CODE

Mounting	Model	Finish	CCT	Beam Angle
-	1031	-	-	-
<i>Luminaire Only †</i>		<b>WH</b> White RAL 9010	<b>2792</b> 2700K 92CRI	<b>UN</b> Ultra Narrow 6°
<b>BT</b> Basis Track ‡		<b>BK</b> Black RAL 9005	<b>3092</b> 3000K 92CRI	<b>NA</b> Narrow 10°
<b>MPZ</b> Surface Monopoint		<b>AL</b> Brushed Aluminium ‡	<b>3592</b> 3500K 92CRI	<b>ME</b> Medium 15°
<b>MPS</b> Trimless Monopoint			<b>4092</b> 4000K 92CRI	<b>FL</b> Flood 30°
<b>MPY</b> Node Monopoint				<b>WF</b> Wide Flood 55°
<b>MPX</b> Flat Monopoint				

Example Code: **MPZ-1031-WH-3092WF**

\*Premium & custom finishes are built to order, subject to an extended lead time & MOQ  
See Drivers, Power Supplies and Accessories sections for further order codes

† This luminaire requires a mounting option, if ordering individually mounting option must be ordered separately

‡ Basis Track is only available in **AL** Brushed Aluminium and **RB** Rubbed Bronze Finishes

# 24V CONSTANT VOLTAGE 16 SERIES


DRIVER COMPATIBILITY

STATIC WHITE

## DRIVERS

### 100W | DIMMING: 1-10V

NO. OF LIGHTS PER DRIVER 1 to 9  
VOLTAGE REGION 230V  
FOR NORTH AMERICA No  
WATTAGE 100W  
OUTPUT VOLTAGE 24V  
SUPPLY TYPE Constant Voltage  
DRIVER LOCATION Remote



ORDER CODE PSCV-100-24-A-OS

LENGTH 240mm (9.44") WIDTH 50mm (1.96") HEIGHT 34mm (1.34")



### 130W | DIMMING: 1-10V

NO. OF LIGHTS PER DRIVER 1 to 12  
VOLTAGE REGION 230V  
FOR NORTH AMERICA No  
WATTAGE 130W  
OUTPUT VOLTAGE 24V  
SUPPLY TYPE Constant Voltage  
DRIVER LOCATION Remote



ORDER CODE PSCV-130-24-A-OS

LENGTH 240mm (9.44") WIDTH 63mm (2.48") HEIGHT 37mm (1.46")



### 100W | DIMMING: DALI

NO. OF LIGHTS PER DRIVER 1 to 10  
VOLTAGE REGION 230V  
FOR NORTH AMERICA No  
WATTAGE 130W  
OUTPUT VOLTAGE 24V  
SUPPLY TYPE Constant Voltage  
DRIVER LOCATION Remote



ORDER CODE PSCV-100-24-D-EL

LENGTH 388mm (15.2") WIDTH 42mm (1.65") HEIGHT 30mm (1.18")



# 24V CONSTANT VOLTAGE 16 SERIES

DRIVER COMPATIBILITY

STATIC WHITE

## DRIVERS

### 100W | DIMMING: 1-10V

NO. OF LIGHTS PER DRIVER 1 to 9  
VOLTAGE REGION 120V  
FOR NORTH AMERICA Yes  
WATTAGE 100W  
OUTPUT VOLTAGE 24V  
SUPPLY TYPE Constant Voltage  
DRIVER LOCATION Remote




ORDER CODE USCV-100-24-A-MW-ENC

LENGTH 550mm (21.6") WIDTH 65mm (2.60") HEIGHT 57mm (2.25")



### 96W | DIMMING: PHASE

NO. OF LIGHTS PER DRIVER 1 to 8  
VOLTAGE REGION 120V  
FOR NORTH AMERICA Yes  
WATTAGE 96W  
OUTPUT VOLTAGE 24V  
SUPPLY TYPE Constant Voltage  
DRIVER LOCATION Remote



ORDER CODE USCV-96-24-P-LU

LENGTH 380mm (14.9") WIDTH 77mm (3.03") HEIGHT 57mm (2.24")



### 100W | DIMMING: DALI

NO. OF LIGHTS PER DRIVER 1 to 9  
VOLTAGE REGION 120V  
FOR NORTH AMERICA Yes  
WATTAGE 100W  
OUTPUT VOLTAGE 24V  
SUPPLY TYPE Constant Voltage  
DRIVER LOCATION Remote



ORDER CODE USCV-100-24-D-EL-ENC

LENGTH 550mm (21.6") WIDTH 65mm (2.60") HEIGHT 57mm (2.25")

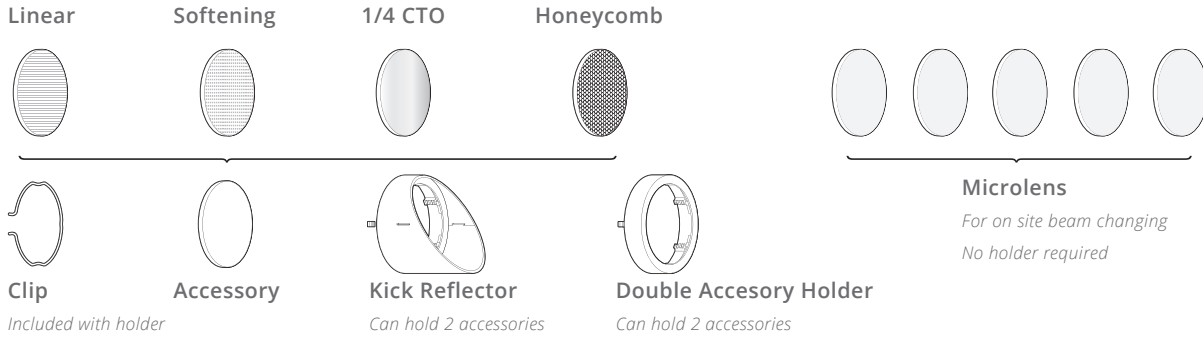


# 16 SERIES SPOTLIGHT ACCESSORIES

FOR USE WITH EVO 16 | RETRO 16 | MICROSPOT 16

## ACCESSORIES

The 16 series track and surface spotlights can accommodate accessories with snap in accessory holders.



### Double Accessory Holder

Can hold 2 accessories

HEIGHT 14mm ( 0.551" )  
DAIMETER 63mm ( 2.480" )



PART CODE 254-BK

### Kick Reflector Accessory Holder

Use only with the Glare Guard Snoot

HEIGHT 54mm ( 2.126" )  
DAIMETER 63mm ( 2.480" )

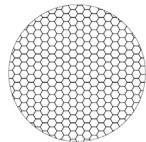


PART CODE 255-BK

### Honeycomb Louvre

Enhances glare control

THICKNESS 3.2mm ( 0.126" )  
DAIMETER 55mm ( 2.165" )



PART CODE 995-55-BK

### 1/4 CTO Dichroic

CCT warming - approx 300K

THICKNESS 1.8mm ( 0.071" )  
DAIMETER 55mm ( 2.165" )




PART CODE 997-1/4CTO-55

### Softening Lens

Heavy Diffusion of beam

THICKNESS 3.2mm ( 0.126" )  
DAIMETER 55mm ( 2.165" )



PART CODE 991-55

### Linear Lens

Elongates beam

THICKNESS 3.9mm ( 0.154" )  
DAIMETER 55mm ( 2.165" )



PART CODE 992-55

## OPTICS

### Microlens - Intense Light Engine Only

For on site beam angle changes. No holder required.

THICKNESS 1.0mm ( 0.039" )  
DAIMETER 49.5mm ( 1.949" )



PART CODE 931-01 Ultra Narrow  
931-02 Narrow  
931-03 Medium  
931-04 Flood  
931-05 Wide Flood



# 24V CONSTANT VOLTAGE SYSTEM


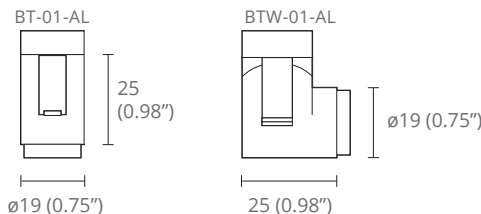
## MOUNTING OPTIONS

### MOUNTING OPTIONS

#### BT & BTW - BASIS TRACK

For use with Precision Lighting Basis Track

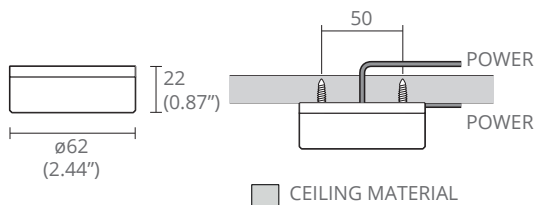
ADAPTOR CODE	FINISH
BT-01-AL	Brushed Aluminium
BT-01-RB	Rubbed Bronze
BTW-01-AL	Brushed Aluminium
BTW-01-RB	Rubbed Bronze



#### MPZ - SURFACE MONOPOINT

For blind mounting on solid surfaces

MONOPOINT CODE	FINISH
MPZ-01-AL	Brushed Aluminium
MPZ-01-WH	White RAL 9010
MPZ-01-BK	Black RAL 9005
MPZ-01-RB	Rubbed Bronze
MPZ-01-PB	Polished Brass
MPZ-01-SB	Brushed Brass


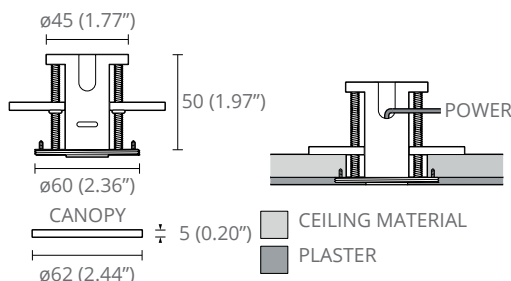


#### MPS - TRIMLESS MONOPOINT

For use with plasterboard / sheetrock

Note: Canopy not standard, for non-trimless install.

MONOPOINT CODE	FINISH
MPS-01-AL	Brushed Aluminium
CANOPY CODE	FINISH
MPS-02-AL	Brushed Aluminium
MPS-02-BK	Black RAL 9005
MPS-02-WH	White RAL 9010

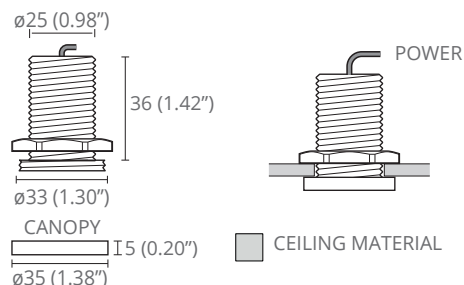


#### MPY - NODE MONOPOINT

For use in cabinetry

Note: rear access required after install

MONOPOINT CODE	FINISH
MPY-05-AL	Brushed Aluminium
MPY-05-WH	White RAL 9010
MPY-05-BK	Black RAL 9005
MPY-05-RB	Rubbed Bronze
MPY-05-PB	Polished Brass
MPY-05-SB	Brushed Brass



#### MPX - FLAT MONOPOINT

For use with most mounting surfaces

Note: wiring void required

MONOPOINT CODE	FINISH
MPX-02-AL	Brushed Aluminium
MPX-02-WH	White RAL 9010
MPX-02-BK	Black RAL 9005
MPX-02-RB	Rubbed Bronze
MPX-01-PB	Polished Brass
MPX-01-SB	Brushed Brass

