

EVO 11 SHORT SNOOT

11° ULTRA NARROW BEAM

STATIC WHITE



OVERVIEW

Evo 11 Short Snoot is a Constant Voltage single source LED spotlight that is machined from aerospace grade aluminium 6063-T6 and comes as standard in white, black and brushed aluminium along with three premium brass finishes. It has five site-changeable optics for flexible beam distribution and fully lockable bearing aided pan and tilt. The ultra narrow beam in our 4.90W 415lm module has a peak intensity of 7259cd. An accessory holder is available separately that can accommodate 37mm (1.45") lenses and louvers. The Jack Plug is compatible with Precision Lighting's 24V Jack systems. The onboard 24V DC driver ensures overcurrent protection and is not polarity sensitive. An external AC to 24V DC power supply is required.

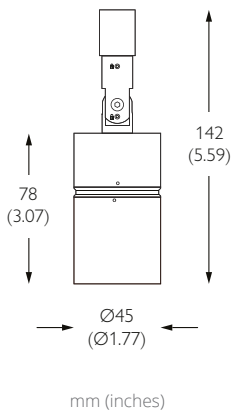
- UK PART L**
- Part L1A / L1B (Dwellings) ●
 - Part L2A (General)
 - Part L2A (Display) ●



PERFORMANCE

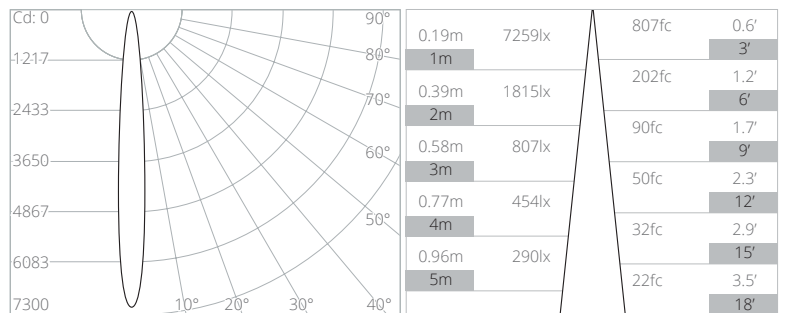
FWHM	11°	Category	IP20
Luminous Flux	396 lm	Material	Machined AL 6063-T6 Machined Brass
Peak Intensity	7259 cd	Finishes	Brushed Aluminium White RAL9010 Black RAL9005 Rubbed Bronze* Polished Brass* Brushed Brass *
CCT	2700K 3000K 3500K 4000K	Weight	175g 0.39lb
CRI Min.	92 TYP	Mounting	Basis Track 24V Monopoints
Drive Current	204.16 mA	Movement	Pan 360° Tilt 180°
Nom. Voltage	24 V	Lockable	Pan & Tilt
Max. Wattage	4.90 W	Accessories	Separate Snoots Louver Lenses 37mm (1.45")
Dimming	0-10V DALI	TM65 TM66	10.91kgCO2e 2.4
Driver Type	Constant Voltage Remote AC to 24VDC	Lifetime	L90B10 100,000hrs 5 year warranty
Class	SELV Class III		

DIMENSIONS



PHOTOMETRY

CCT	Multiplier
2700K	x0.90
3000K	x1.00
3500K	x1.00
4000K	x1.00



Data at 3000K

ORDER CODE

Mounting	Model	Finish	CCT	Beam Angle
	483			
<i>Luminaire Only †</i>		WH White RAL 9010	2792 2700K 92CRI	UN Ultra Narrow 11°
BT Basis Track ‡		BK Black RAL 9005	3092 3000K 92CRI	NA Narrow 14°
MPZ Surface Monopoint		AL Brushed Aluminium ‡	3592 3500K 92CRI	ME Medium 18°
MPS Trimless Monopoint		RB Rubbed Bronze ‡	4092 4000K 92CRI	FL Flood 30°
MPY Node Monopoint		PB Polished Brass		WF Wide Flood 50°
MPX Flat Monopoint		SB Brushed Brass		

Example Code: **MPZ-483-WH-3092UN**

*Premium & custom finishes are built to order, subject to an extended lead time & MOQ
See Drivers, Power Supplies and Accessories sections for further order codes

† This luminaire requires a mounting option, if ordering individually mounting option must be ordered separately

‡ Basis Track is only available in **AL** Brushed Aluminium and **RB** Rubbed Bronze Finishes

EVO 11 SHORT SNOOT

14° NARROW BEAM

STATIC WHITE



OVERVIEW

Evo 11 Short Snoot is a Constant Voltage single source LED spotlight that is machined from aerospace grade aluminium 6063-T6 and comes as standard in white, black and brushed aluminium along with three premium brass finishes. It has five site-changeable optics for flexible beam distribution and fully lockable bearing aided pan and tilt. The narrow beam in our 4.90W 415lm module has a peak intensity of 5422cd. An accessory holder is available separately that can accommodate 37mm (1.45") lenses and louvers. The Jack Plug is compatible with Precision Lighting's 24V Jack systems. The onboard 24V DC driver ensures overcurrent protection and is not polarity sensitive. An external AC to 24V DC power supply is required.

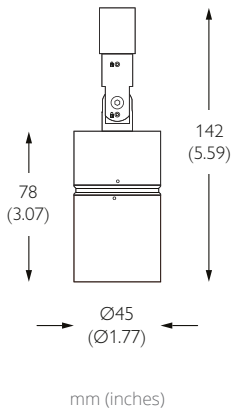
- UK PART L**
- Part L1A / L1B (Dwellings) ●
 - Part L2A (General)
 - Part L2A (Display) ●



PERFORMANCE

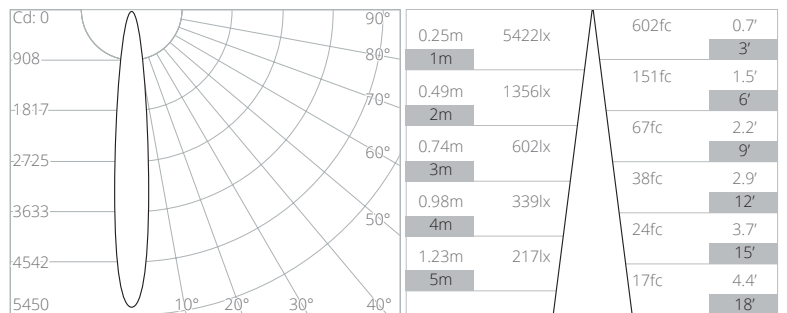
FWHM	14°	Category	IP20
Luminous Flux	413 lm	Material	Machined AL 6063-T6 Machined Brass
Peak Intensity	5422 cd	Finishes	Brushed Aluminium White RAL9010 Black RAL9005 Rubbed Bronze* Polished Brass* Brushed Brass *
CCT	2700K 3000K 3500K 4000K	Weight	175g 0.39lb
CRI Min.	92 TYP	Mounting	Basis Track 24V Monopoints
Drive Current	204.16 mA	Movement	Pan 360° Tilt 180°
Nom. Voltage	24 V	Lockable	Pan & Tilt
Max. Wattage	4.90 W	Accessories	Separate Snoots Louver Lenses 37mm (1.45")
Dimming	0-10V DALI	TM65 TM66	10.91kgCO2e 2.4
Driver Type	Constant Voltage Remote AC to 24VDC	Lifetime	L90B10 100,000hrs 5 year warranty
Class	SELV Class III		

DIMENSIONS



PHOTOMETRY

CCT	Multiplier
2700K	x0.90
3000K	x1.00
3500K	x1.00
4000K	x1.00



Data at 3000K

ORDER CODE

Mounting	Model	Finish	CCT	Beam Angle
-	483	-	-	-
<i>Luminaire Only †</i>		WH <i>White RAL 9010</i>	2792 <i>2700K 92CRI</i>	UN <i>Ultra Narrow 11°</i>
BT <i>Basis Track ‡</i>		BK <i>Black RAL 9005</i>	3092 <i>3000K 92CRI</i>	NA <i>Narrow 14°</i>
MPZ <i>Surface Monopoint</i>		AL <i>Brushed Aluminium ‡</i>	3592 <i>3500K 92CRI</i>	ME <i>Medium 18°</i>
MPS <i>Trimless Monopoint</i>		RB <i>Rubbed Bronze ‡</i>	4092 <i>4000K 92CRI</i>	FL <i>Flood 30°</i>
MPY <i>Node Monopoint</i>		PB <i>Polished Brass</i>		WF <i>Wide Flood 50°</i>
MPX <i>Flat Monopoint</i>		SB <i>Brushed Brass</i>		

Example Code: **MPZ-483-WH-3092NA**

*Premium & custom finishes are built to order, subject to an extended lead time & MOQ
See Drivers, Power Supplies and Accessories sections for further order codes

† This luminaire requires a mounting option, if ordering individually mounting option must be ordered separately

‡ Basis Track is only available in **AL** Brushed Aluminium and **RB** Rubbed Bronze Finishes

EVO 11 SHORT SNOOT

18° MEDIUM BEAM

STATIC WHITE



OVERVIEW

Evo 11 Short Snoot is a Constant Voltage single source LED spotlight that is machined from aerospace grade aluminium 6063-T6 and comes as standard in white, black and brushed aluminium along with three premium brass finishes. It has five site-changeable optics for flexible beam distribution and fully lockable bearing aided pan and tilt. The medium beam in our 4.90W 415lm module has a peak intensity of 3338cd. An accessory holder is available separately that can accommodate 37mm (1.45") lenses and louvers. The Jack Plug is compatible with Precision Lighting's 24V Jack systems. The onboard 24V DC driver ensures overcurrent protection and is not polarity sensitive. An external AC to 24V DC power supply is required.

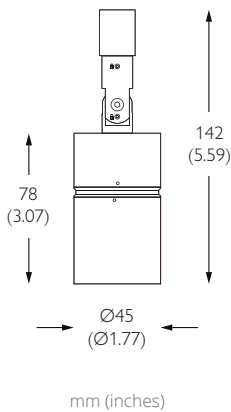
- UK PART L**
- Part L1A / L1B (Dwellings) ●
 - Part L2A (General)
 - Part L2A (Display) ●



PERFORMANCE

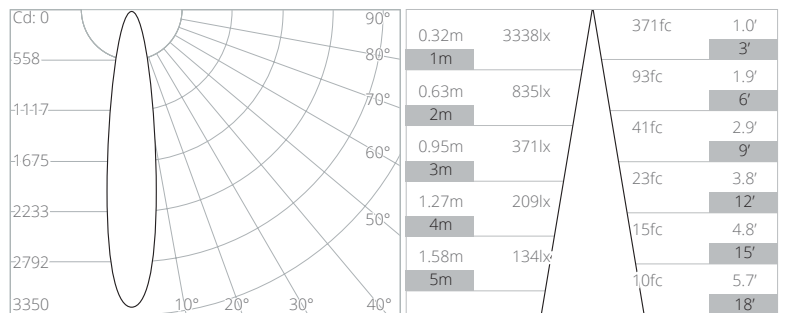
FWHM	18°	Category	IP20
Luminous Flux	391 lm	Material	Machined AL 6063-T6 Machined Brass
Peak Intensity	3338 cd	Finishes	Brushed Aluminium White RAL9010 Black RAL9005 Rubbed Bronze* Polished Brass* Brushed Brass *
CCT	2700K 3000K 3500K 4000K	Weight	175g 0.39lb
CRI Min.	92 TYP	Mounting	Basis Track 24V Monopoints
Drive Current	204.16 mA	Movement	Pan 360° Tilt 180°
Nom. Voltage	24 V	Lockable	Pan & Tilt
Max. Wattage	4.90 W	Accessories	Separate Snoots Louver Lenses 37mm (1.45")
Dimming	0-10V DALI	TM65 TM66	10.91kgCO2e 2.4
Driver Type	Constant Voltage Remote AC to 24VDC	Lifetime	L90B10 100,000hrs 5 year warranty
Class	SELV Class III		

DIMENSIONS



PHOTOMETRY

CCT	Multiplier
2700K	x0.90
3000K	x1.00
3500K	x1.00
4000K	x1.00



Data at 3000K

ORDER CODE

Mounting	Model	Finish	CCT	Beam Angle
-	483	-	-	-
<i>Luminaire Only †</i>		WH <i>White RAL 9010</i>	2792 <i>2700K 92CRI</i>	UN <i>Ultra Narrow 11°</i>
BT <i>Basis Track ‡</i>		BK <i>Black RAL 9005</i>	3092 <i>3000K 92CRI</i>	NA <i>Narrow 14°</i>
MPZ <i>Surface Monopoint</i>		AL <i>Brushed Aluminium ‡</i>	3592 <i>3500K 92CRI</i>	ME <i>Medium 18°</i>
MPS <i>Trimless Monopoint</i>		RB <i>Rubbed Bronze ‡</i>	4092 <i>4000K 92CRI</i>	FL <i>Flood 30°</i>
MPY <i>Node Monopoint</i>		PB <i>Polished Brass</i>		WF <i>Wide Flood 50°</i>
MPX <i>Flat Monopoint</i>		SB <i>Brushed Brass</i>		

Example Code: **MPZ-483-WH-3092ME**

*Premium & custom finishes are built to order, subject to an extended lead time & MOQ
See Drivers, Power Supplies and Accessories sections for further order codes

† This luminaire requires a mounting option, if ordering individually mounting option must be ordered separately

‡ Basis Track is only available in **AL** Brushed Aluminium and **RB** Rubbed Bronze Finishes

EVO 11 SHORT SNOOT

30° FLOOD BEAM

STATIC WHITE



OVERVIEW

Evo 11 Short Snoot is a Constant Voltage single source LED spotlight that is machined from aerospace grade aluminium 6063-T6 and comes as standard in white, black and brushed aluminium along with three premium brass finishes. It has five site-changeable optics for flexible beam distribution and fully lockable bearing aided pan and tilt. The flood beam in our 4.90W 415lm module has a peak intensity of 1052cd. An accessory holder is available separately that can accommodate 37mm (1.45") lenses and louvers. The Jack Plug is compatible with Precision Lighting's 24V Jack systems. The onboard 24V DC driver ensures overcurrent protection and is not polarity sensitive. An external AC to 24V DC power supply is required.

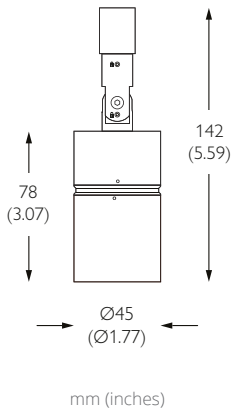
- UK PART L**
- Part L1A / L1B (Dwellings) ●
 - Part L2A (General)
 - Part L2A (Display) ●



PERFORMANCE

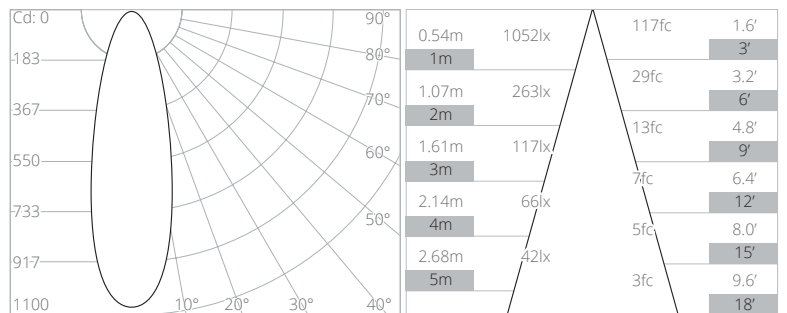
FWHM	30°	Category	IP20
Luminous Flux	322 lm	Material	Machined AL 6063-T6 Machined Brass
Peak Intensity	1052 cd	Finishes	Brushed Aluminium White RAL9010 Black RAL9005 Rubbed Bronze* Polished Brass* Brushed Brass *
CCT	2700K 3000K 3500K 4000K	Weight	175g 0.39lb
CRI Min.	92 TYP	Mounting	Basis Track 24V Monopoints
Drive Current	204.16 mA	Movement	Pan 360° Tilt 180°
Nom. Voltage	24 V	Lockable	Pan & Tilt
Max. Wattage	4.90 W	Accessories	Separate Snoots Louver Lenses 37mm (1.45")
Dimming	0-10V DALI	TM65 TM66	10.91kgCO2e 2.4
Driver Type	Constant Voltage Remote AC to 24VDC	Lifetime	L90B10 100,000hrs 5 year warranty
Class	SELV Class III		

DIMENSIONS



PHOTOMETRY

CCT	Multiplier
2700K	x0.90
3000K	x1.00
3500K	x1.00
4000K	x1.00



Data at 3000K

ORDER CODE

Mounting	Model	Finish	CCT	Beam Angle
-	483	-	-	-
<i>Luminaire Only †</i>		WH <i>White RAL 9010</i>	2792 <i>2700K 92CRI</i>	UN <i>Ultra Narrow 11°</i>
BT <i>Basis Track ‡</i>		BK <i>Black RAL 9005</i>	3092 <i>3000K 92CRI</i>	NA <i>Narrow 14°</i>
MPZ <i>Surface Monopoint</i>		AL <i>Brushed Aluminium ‡</i>	3592 <i>3500K 92CRI</i>	ME <i>Medium 18°</i>
MPS <i>Trimless Monopoint</i>		RB <i>Rubbed Bronze ‡</i>	4092 <i>4000K 92CRI</i>	FL <i>Flood 30°</i>
MPY <i>Node Monopoint</i>		PB <i>Polished Brass</i>		WF <i>Wide Flood 50°</i>
MPX <i>Flat Monopoint</i>		SB <i>Brushed Brass</i>		

Example Code: **MPZ-483-WH-3092FL**

*Premium & custom finishes are built to order, subject to an extended lead time & MOQ
See Drivers, Power Supplies and Accessories sections for further order codes

† This luminaire requires a mounting option, if ordering individually mounting option must be ordered separately

‡ Basis Track is only available in **AL** Brushed Aluminium and **RB** Rubbed Bronze Finishes

EVO 11 SHORT SNOOT

50° WIDE FLOOD BEAM

STATIC WHITE



OVERVIEW

Evo 11 Short Snoot is a Constant Voltage single source LED spotlight that is machined from aerospace grade aluminium 6063-T6 and comes as standard in white, black and brushed aluminium along with three premium brass finishes. It has five site-changeable optics for flexible beam distribution and fully lockable bearing aided pan and tilt. The wide flood beam in our 4.90W 415lm module has a peak intensity of 383cd. An accessory holder is available separately that can accommodate 37mm (1.45") lenses and louvers. The Jack Plug is compatible with Precision Lighting's 24V Jack systems. The onboard 24V DC driver ensures overcurrent protection and is not polarity sensitive. An external AC to 24V DC power supply is required.

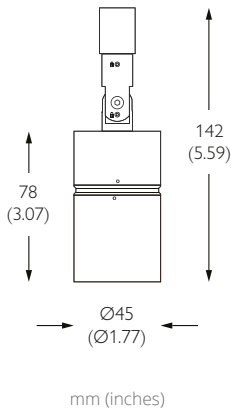
- UK PART L**
- Part L1A / L1B (Dwellings) ●
 - Part L2A (General)
 - Part L2A (Display) ●



PERFORMANCE

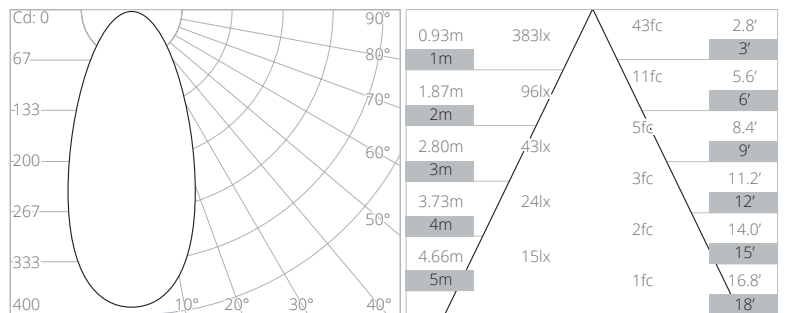
FWHM	50°	Category	IP20
Luminous Flux	317 lm	Material	Machined AL 6063-T6 Machined Brass
Peak Intensity	383 cd	Finishes	Brushed Aluminium White RAL9010 Black RAL9005 Rubbed Bronze* Polished Brass* Brushed Brass *
CCT	2700K 3000K 3500K 4000K	Weight	175g 0.39lb
CRI Min.	92 TYP	Mounting	Basis Track 24V Monopoints
Drive Current	204.16 mA	Movement	Pan 360° Tilt 180°
Nom. Voltage	24 V	Lockable	Pan & Tilt
Max. Wattage	4.90 W	Accessories	Separate Snoots Louver Lenses 37mm (1.45")
Dimming	0-10V DALI	TM65 TM66	10.91kgCO2e 2.4
Driver Type	Constant Voltage Remote AC to 24VDC	Lifetime	L90B10 100,000hrs 5 year warranty
Class	SELV Class III		

DIMENSIONS



PHOTOMETRY

CCT	Multiplier
2700K	x0.90
3000K	x1.00
3500K	x1.00
4000K	x1.00



Data at 3000K

ORDER CODE

Mounting	Model	Finish	CCT	Beam Angle
-	483	-	-	-
<i>Luminaire Only †</i>		WH White RAL 9010	2792 2700K 92CRI	UN Ultra Narrow 11°
BT Basis Track ‡		BK Black RAL 9005	3092 3000K 92CRI	NA Narrow 14°
MPZ Surface Monopoint		AL Brushed Aluminium ‡	3592 3500K 92CRI	ME Medium 18°
MPS Trimless Monopoint		RB Rubbed Bronze ‡	4092 4000K 92CRI	FL Flood 30°
MPY Node Monopoint		PB Polished Brass		WF Wide Flood 50°
MPX Flat Monopoint		SB Brushed Brass		

Example Code: **MPZ-483-WH-3092WF**

*Premium & custom finishes are built to order, subject to an extended lead time & MOQ
See Drivers, Power Supplies and Accessories sections for further order codes

† This luminaire requires a mounting option, if ordering individually mounting option must be ordered separately

‡ Basis Track is only available in **AL** Brushed Aluminium and **RB** Rubbed Bronze Finishes

24V CONSTANT VOLTAGE 11 SERIES


DRIVER COMPATIBILITY

STATIC WHITE

DRIVERS

100W | DIMMING: 1-10V

NO. OF LIGHTS PER DRIVER 1 to 14
VOLTAGE REGION 230V
FOR NORTH AMERICA No
WATTAGE 100W
OUTPUT VOLTAGE 24V
SUPPLY TYPE Constant Voltage
DRIVER LOCATION Remote



ORDER CODE PSCV-100-24-A-OS

LENGTH 240mm (9.44") WIDTH 50mm (1.96") HEIGHT 34mm (1.34")



130W | DIMMING: 1-10V

NO. OF LIGHTS PER DRIVER 1 to 16
VOLTAGE REGION 230V
FOR NORTH AMERICA No
WATTAGE 130W
OUTPUT VOLTAGE 24V
SUPPLY TYPE Constant Voltage
DRIVER LOCATION Remote



ORDER CODE PSCV-130-24-A-OS

LENGTH 240mm (9.44") WIDTH 63mm (2.48") HEIGHT 37mm (1.46")



100W | DIMMING: DALI

NO. OF LIGHTS PER DRIVER 1 to 15
VOLTAGE REGION 230V
FOR NORTH AMERICA No
WATTAGE 130W
OUTPUT VOLTAGE 24V
SUPPLY TYPE Constant Voltage
DRIVER LOCATION Remote



ORDER CODE PSCV-100-24-D-EL

LENGTH 388mm (15.2") WIDTH 42mm (1.65") HEIGHT 30mm (1.18")



24V CONSTANT VOLTAGE 11 SERIES

DRIVER COMPATIBILITY

STATIC WHITE

DRIVERS

100W | DIMMING: 1-10V

NO. OF LIGHTS PER DRIVER 1 to 15
VOLTAGE REGION 120V
FOR NORTH AMERICA Yes
WATTAGE 100W
OUTPUT VOLTAGE 24V
SUPPLY TYPE Constant Voltage
DRIVER LOCATION Remote




ORDER CODE USCVC-100-24-A-MW-ENC

LENGTH 550mm (21.6") WIDTH 65mm (2.60") HEIGHT 57mm (2.25")



96W | DIMMING: PHASE

NO. OF LIGHTS PER DRIVER 1 to 15
VOLTAGE REGION 120V
FOR NORTH AMERICA Yes
WATTAGE 96W
OUTPUT VOLTAGE 24V
SUPPLY TYPE Constant Voltage
DRIVER LOCATION Remote



ORDER CODE USCVC-96-24-P-LU

LENGTH 380mm (14.9") WIDTH 77mm (3.03") HEIGHT 57mm (2.24")



100W | DIMMING: DALI

NO. OF LIGHTS PER DRIVER 1 to 15
VOLTAGE REGION 120V
FOR NORTH AMERICA Yes
WATTAGE 100W
OUTPUT VOLTAGE 24V
SUPPLY TYPE Constant Voltage
DRIVER LOCATION Remote



ORDER CODE USCVC-100-24-D-EL-ENC

LENGTH 550mm (21.6") WIDTH 65mm (2.60") HEIGHT 57mm (2.25")

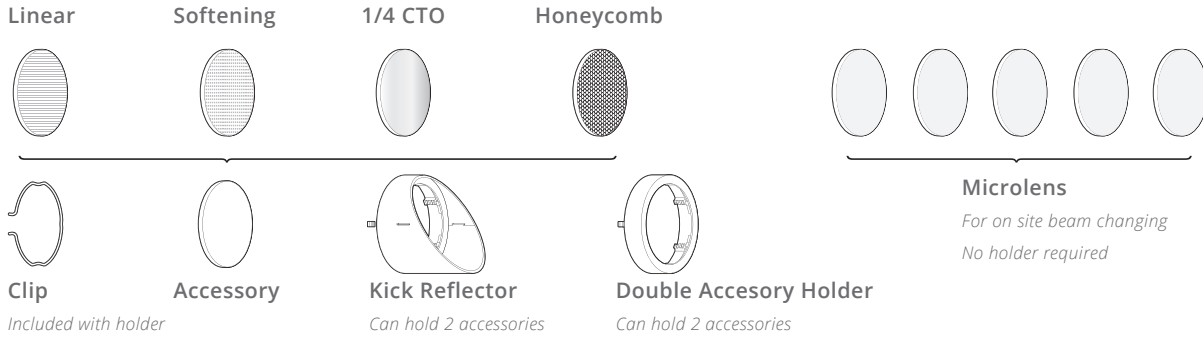


11 SERIES SPOTLIGHT ACCESSORIES

FOR USE WITH EVO 11 | RETRO 11 | MICROSPOT 11

ACCESSORIES

The 11 series track and surface spotlights can accommodate accessories with snap in accessory holders.



Double Accessory Holder

Can hold 2 accessories

HEIGHT 13mm (0.512")
DAIMETER 43mm (1.693")



PART CODE 244-BK

Kick Reflector Accessory Holder

Use only with the Glare Guard Snoot

HEIGHT 40mm (1.575")
DAIMETER 43mm (1.693")

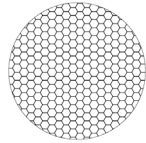


PART CODE 245-BK

Honeycomb Louvre

Enhances glare control

THICKNESS 3.2mm (0.126")
DAIMETER 37mm (1.260")



PART CODE 995-37-BK

1/4 CTO Dichroic

CCT warming - approx 300K

THICKNESS 1.8mm (0.071")
DAIMETER 37mm (1.260")




PART CODE 997-1/4CTO-37

Softening Lens

Heavy Diffusion of beam

THICKNESS 3.2mm (0.126")
DAIMETER 37mm (1.260")




PART CODE 991-37

Linear Lens

Elongates beam

THICKNESS 3.9mm (0.154")
DAIMETER 37mm (1.260")



PART CODE 992-37

OPTICS

Microlens - Intense Light Engine Only

For on site beam angle changes. No holder required.

THICKNESS 1.0mm (0.039")
DAIMETER 29.5mm (1.14")



PART CODE 911-01 Ultra Narrow
911-02 Narrow
911-03 Medium
911-04 Flood
911-05 Wide Flood

24V CONSTANT VOLTAGE SYSTEM


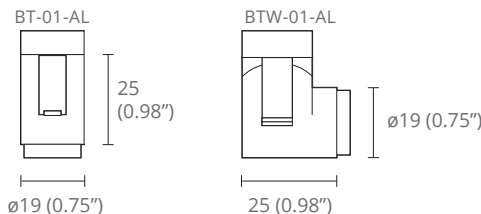
MOUNTING OPTIONS

MOUNTING OPTIONS

BT & BTW - BASIS TRACK

For use with Precision Lighting Basis Track

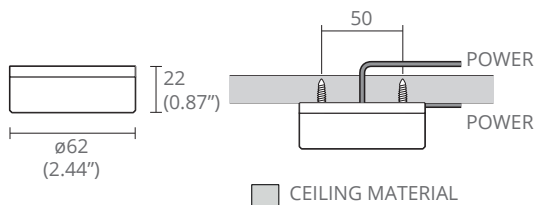
ADAPTOR CODE	FINISH
BT-01-AL	Brushed Aluminium
BT-01-RB	Rubbed Bronze
BTW-01-AL	Brushed Aluminium
BTW-01-RB	Rubbed Bronze



MPZ - SURFACE MONOPOINT

For blind mounting on solid surfaces

MONOPOINT CODE	FINISH
MPZ-01-AL	Brushed Aluminium
MPZ-01-WH	White RAL 9010
MPZ-01-BK	Black RAL 9005
MPZ-01-RB	Rubbed Bronze
MPZ-01-PB	Polished Brass
MPZ-01-SB	Brushed Brass


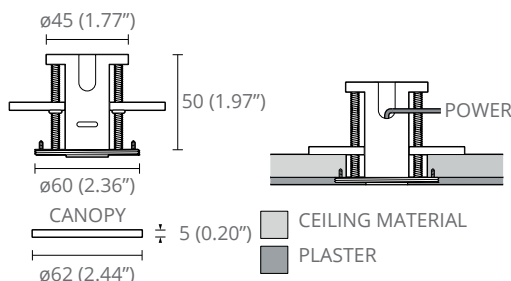


MPS - TRIMLESS MONOPOINT

For use with plasterboard / sheetrock

Note: Canopy not standard, for non-trimless install.

MONOPOINT CODE	FINISH
MPS-01-AL	Brushed Aluminium
CANOPY CODE	FINISH
MPS-02-AL	Brushed Aluminium
MPS-02-BK	Black RAL 9005
MPS-02-WH	White RAL 9010

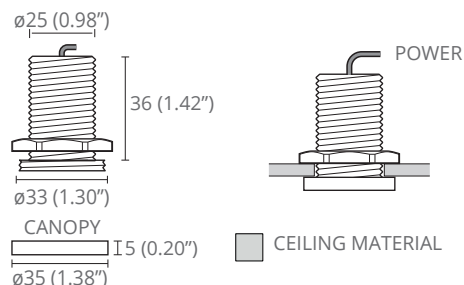


MPY - NODE MONOPOINT

For use in cabinetry

Note: rear access required after install

MONOPOINT CODE	FINISH
MPY-05-AL	Brushed Aluminium
MPY-05-WH	White RAL 9010
MPY-05-BK	Black RAL 9005
MPY-05-RB	Rubbed Bronze
MPY-05-PB	Polished Brass
MPY-05-SB	Brushed Brass



MPX - FLAT MONOPOINT

For use with most mounting surfaces

Note: wiring void required

MONOPOINT CODE	FINISH
MPX-02-AL	Brushed Aluminium
MPX-02-WH	White RAL 9010
MPX-02-BK	Black RAL 9005
MPX-02-RB	Rubbed Bronze
MPX-01-PB	Polished Brass
MPX-01-SB	Brushed Brass

