




## RCL Control Setup Instructions

DOC-282-A

KEY	
	RJ-45 Cable (Ethernet)
	Terminal Connectors
	Power Adapter