



Features

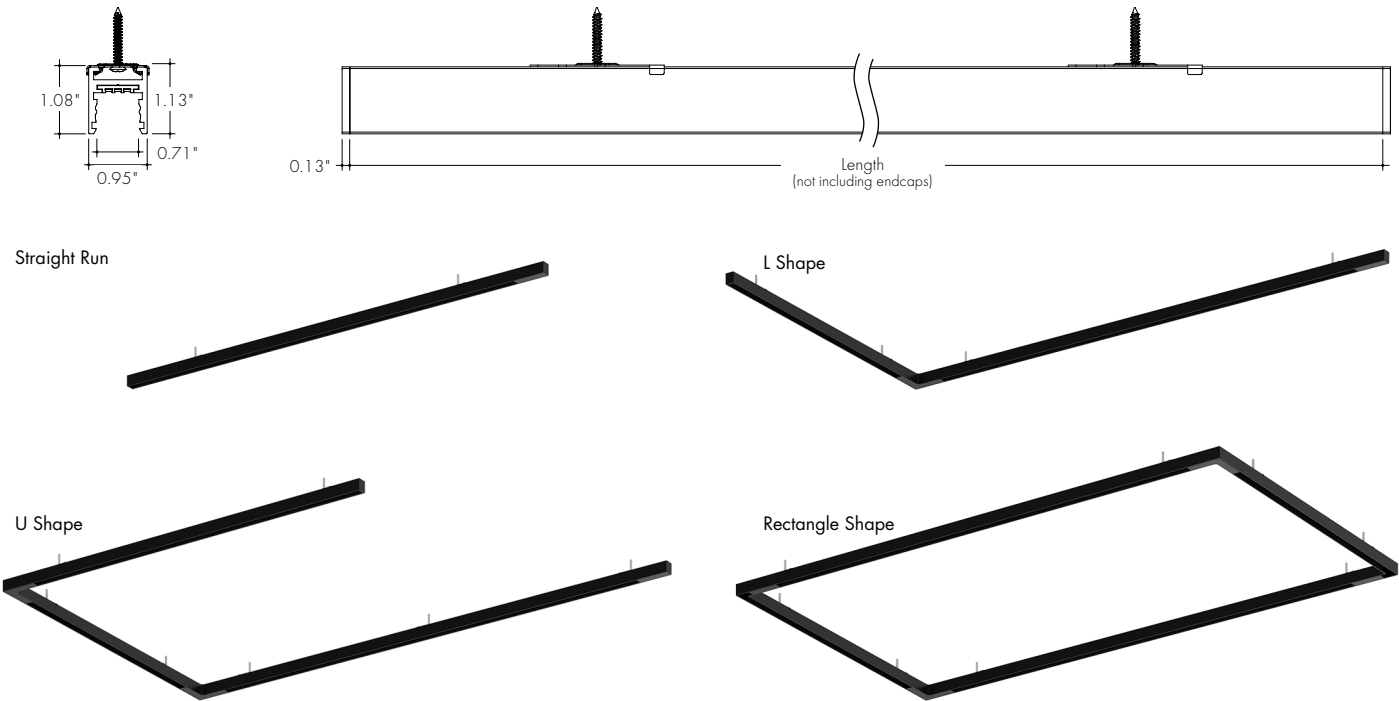
- Surface Mount Track supports Stenos directional and ambient modules
- Minimalist and narrow track seamlessly integrates into environments
- Two channel track allows independent dim control for groups of modules when paired with appropriate power supplies
- 24 VDC Class 2 power supply
- Snap-in Electrical Joiners include magnetic black/white Cover Plates to maintain clean aesthetic.
- Custom drawing and approval is required for every STENOS Track System prior to order acceptance.
- 4A max on track
- 96W max on track per power supply
- Dry location only

Finish Options

- Black powder coated
- White powder coated



Product Dimensions



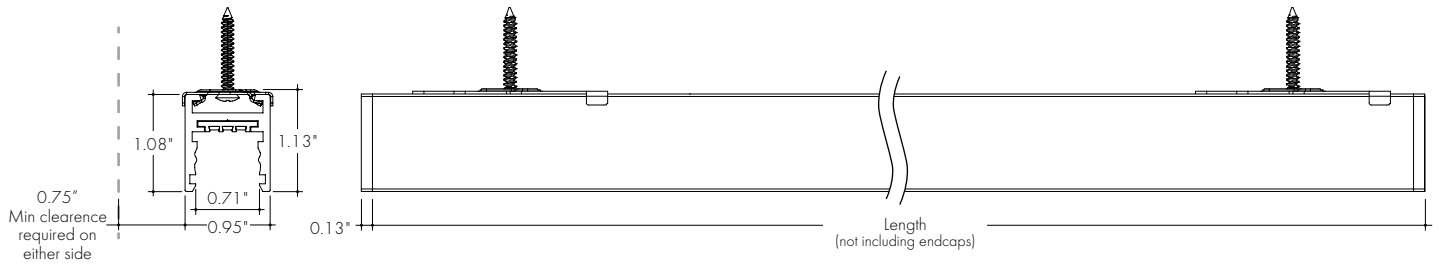
Ordering Code

example: STS-R-40-BK-UNV-240-XXXXXX-X

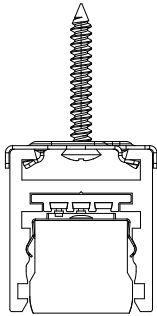
MODEL ¹	SHAPE	OVERALL LENGTH ²	FINISH	POWER SUPPLY ³	WATTAGE	SERIAL NUMBER
STS - Stenos Surface Track	S - Straight Run R - Rectangle Shape L - L Shape U - U Shape	- Overall run length of system/shape (rounded up to the nearest foot)	BK - Black WH - White	ND - Non-Dim, PSV-ND UNV - Phase and 0-10V, 1%, PDCU 010VLIN - 0-10V Linear, 0.1%, PS010V-LIN 010VLOG - 0-10V Logarithmic, 0.1%, PS010V-LOG 010VLIN-AWNR - 0-10V Linear, 0.1%, PS010V-LIN-AWNR 010VLOG-AWNR - 0-10V Linear, 0.1%, PS010V-LOG-AWNR DALI - DALI, 0.1%, PSDALI DMX - DMX, 0.1%, PSDMX L3D - Lutron EcoSystem, 1%, L3D 2CH010V - 2 Channel 0-10V, 0.1%, PS010VD-W2I 2CHDMX - 2 Channel DMX, 0.1%, PSDMX 2CH010V-AWNR - 2 Channel 0-10V with Lutron Athena, 0.1%, PS010V-2CH-AWNR	- Watts (rounded up to the nearest Watt, see Wattage Calculation Guide, next page)	Serial Number, entered by Luminii

1 - Custom drawing and approval is required for every STENOS Track System prior to order acceptance. Allow 2 weeks [typical] for custom drawing generation/confirmation process. Use STENOS Track System Sketch Grid to convey as many details as possible including: shape, dimension of each leg, desired location of power feeds, and location of track modules [Directional, Ambient, Track Heads].
 2 - Mechanical joiners are required for legs longer than 12ft.
 3 - Power supplies are 120-277 VAC input, unless otherwise noted.

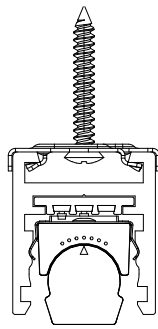
Product Dimensions



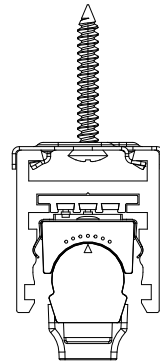
Stenos Track with Ambient Module




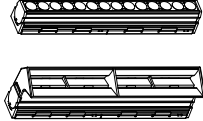
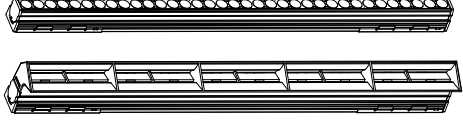
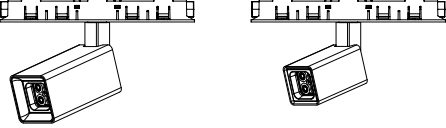
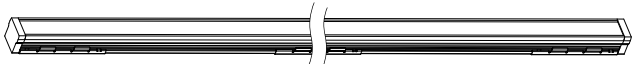
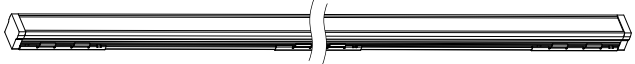
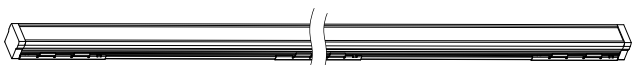

Stenos Track with Directional Module



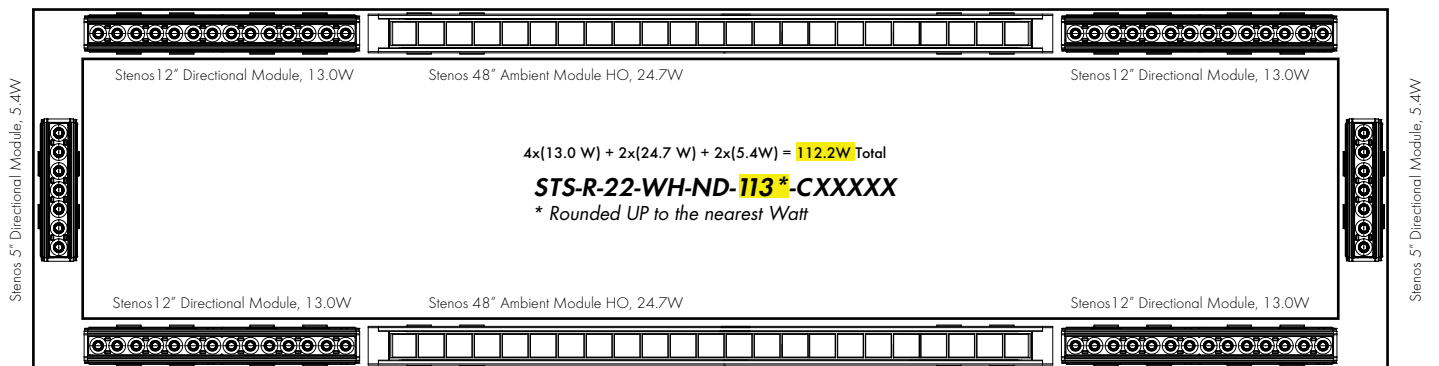
Stenos Track with Directional Module with louver



Wattage Calculation Guide


Stenos Track Module	Wattage	Lumens (3000K)	Length	Reference
STENOS 3" Directional Module	2.6 W	250 lm	2.5 in	
STENOS 5" Directional Module & STENOS 5" Wall Wash Module	5.4 W	520 lm 275 lm	4.8 in	
STENOS 12" Directional Module & STENOS 12" Wall Wash Module	13.0 W	1260 lm 665 lm	11.8 in	
STENOS 1" Track Head Long 15° optic Regressed Baffle	6.6 W	565 lm	4.9 in	
STENOS 1" Track Head Short 15° optic Regressed Baffle	5.2 W	458 lm		
STENOS 24" Ambient Module SO	5.5 W	475 lm	24.4 in	
STENOS 24" Ambient Module HO	12.3 W	1000lm	24.4 in	
STENOS 48" Ambient Module SO	11.0 W	950 lm	48.0 in	
STENOS 48" Ambient Module HO	24.7 W	2025 lm	48.0 in	

Wattage Calculation Guide (Example)

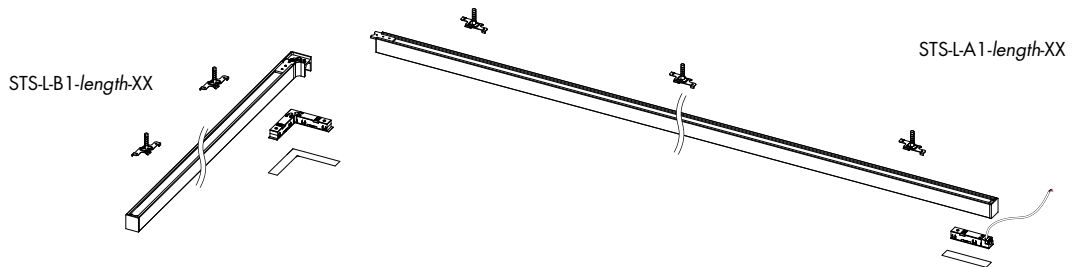


Factory Built Sections

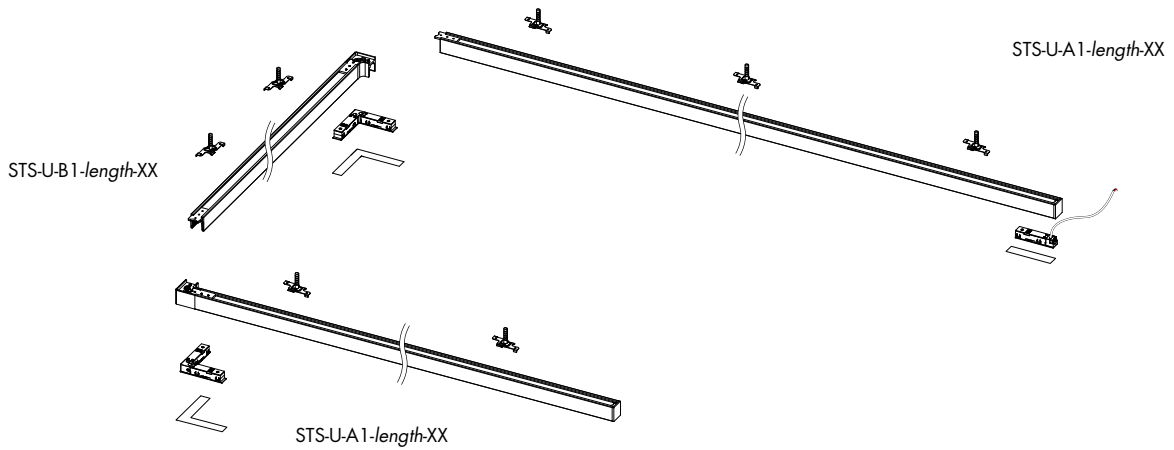
Straight
Run



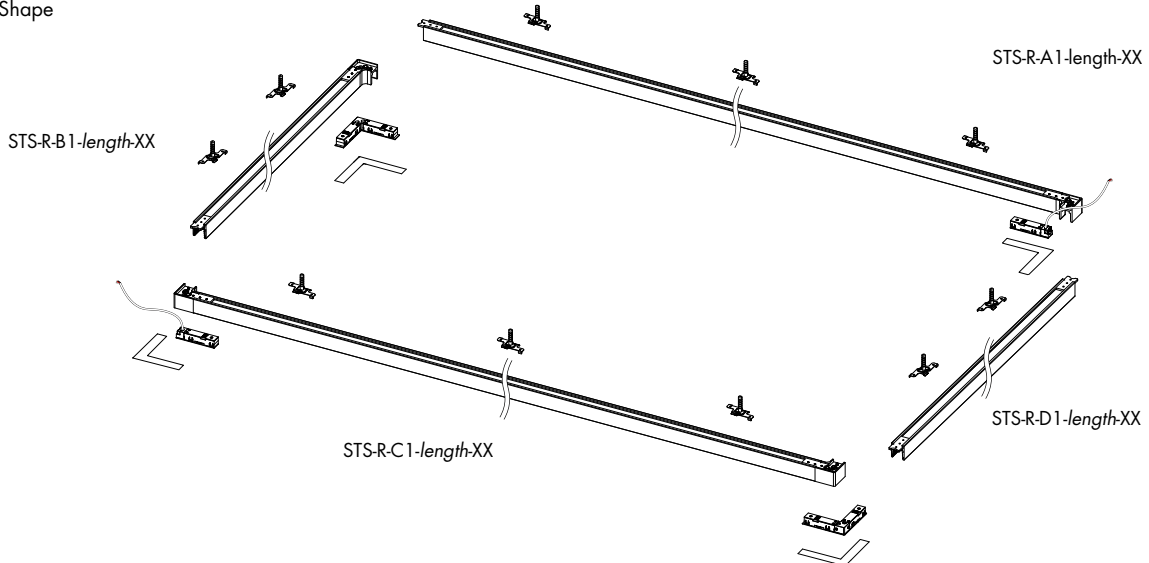
L Shape



U Shape



Rectangle Shape



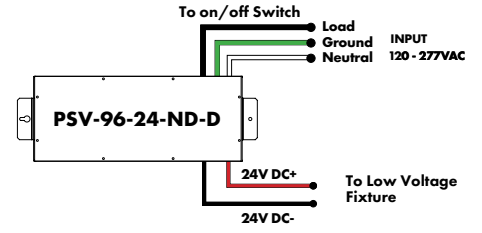
Power Supplies

See Power Supply instructions and spec sheet for wiring information. For a complete list of compatible dimmers, see Compatible Dimming Chart on the Resources page.

Single Channel Control

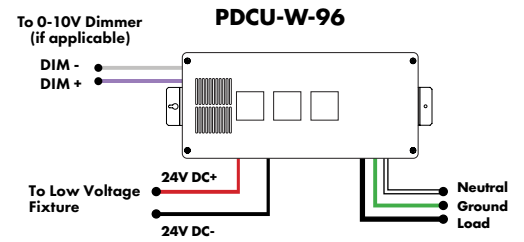
-ND
Non-Dimming, 120-277VAC, PSV-ND-D

MODELS	96W
Length	14.40"
Width	5.20"
Depth	2.60"



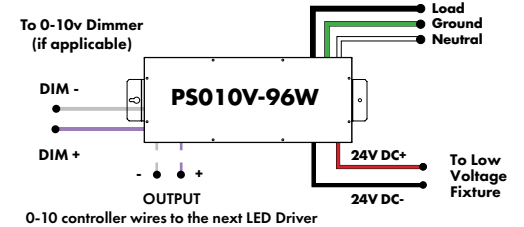
-UNV
Universal, Phase (MLV/ELV/Triac) and 0-10V, 1% 120-277VAC, PDCU-W

MODELS	96W
Length	8.66"
Width	3.73"
Depth	1.61"



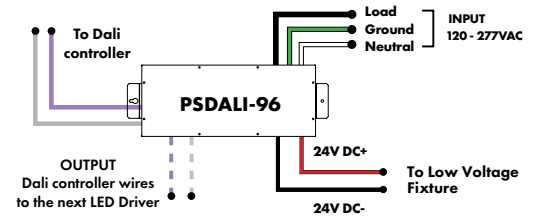
-010V-LIN/LOG
0-10V, 0.1% Linear/Logarithmic, 120 - 277VAC, PS010V

MODELS	96W
Length	14.40"
Width	5.20"
Depth	2.60"



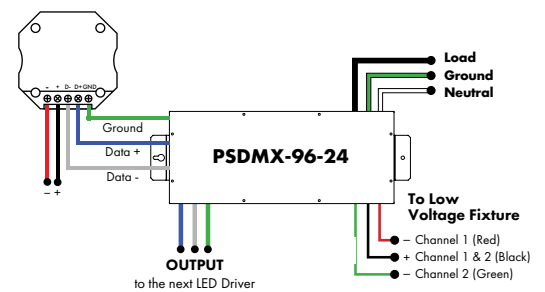
-DALI
DALI, 0.0%, 120 - 277VAC, PSDALI

Model	96W
Length	14.40"
Width	5.20"
Depth	2.60"



-DMX
DMX, 0.0%, 120 - 277VAC, PSDMX

MODELS	96W
Length	14.40"
Width	5.20"
Depth	2.60"



Power Supplies

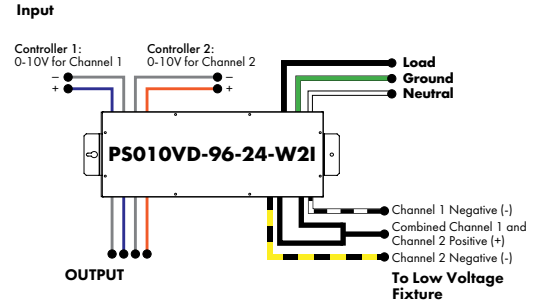
See Power Supply instructions and spec sheet for wiring information. For a complete list of compatible dimmers, see Compatible Dimming Chart on the Resources page.

Two Channel Control

-2CH010V

2 CHANNEL 0-10V, 0.1% LINEAR, 120-277VAC, PS010WD-W2I

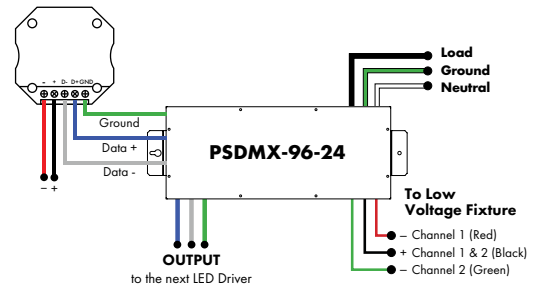
MODELS	96W
Length	14.40"
Width	5.20"
Depth	2.60"



-2CHDMX

2 CHANNEL DMX, 0.0%, 120-277VAC, PSDMX

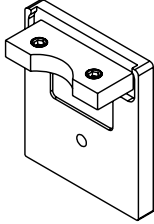
MODELS	96W
Length	14.40"
Width	5.20"
Depth	2.60"



Track Components (for field configurable systems)

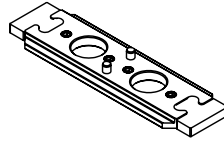
To minimize voltage drop, it is recommended to not exceed 24ft of track per power feed or 3 track joiners per power feed.

EC-ST5-H3-SF-XX
Surface End Caps



Blank End Cap for ending a Surface run


ST-JOIN-M-TB
Surface Mechanical Joiner Bracket



Used for mechanically joining adjacent Track sections

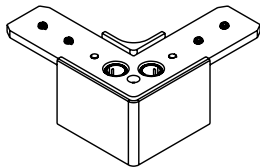
TC-96-XX
Track Cover, 96"

TC-144-XX
Track Cover, 144"



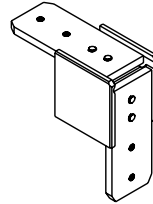
Track Covers ship complete with Surface Track and cover unoccupied sections of track. They are field cuttable. Additional can be ordered, if necessary

JOIN-M-L-ST5-XX
Surface Mechanical L Joiner



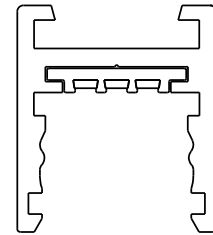
For creating a 90° in-plane corner

JOIN-M-W-ST5-XX
Surface Mechanical Wall-to-Ceiling Joiner



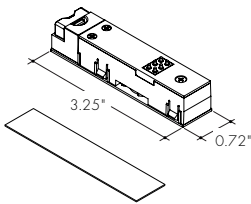
For creating a 90° Wall to Ceiling corner

ST5-48/96/144-SF-XX
Stenos Track, Surface



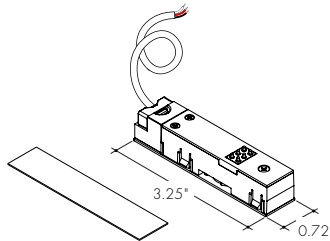
XX	Color
WH	White
BK	Black

ST-JOIN-E-P
Electrical Power Feed, with black and white Cover Plates



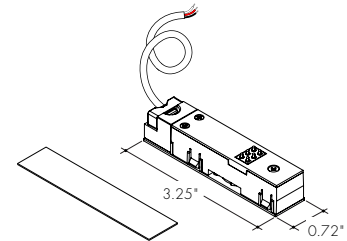
For use with 18AWG field wires with max outer diameter 0.3" (cable and power feed do not ship pre-assembled)

ST-JOIN-E-P-72
Electrical Power Feed, 72" Plenum Cable



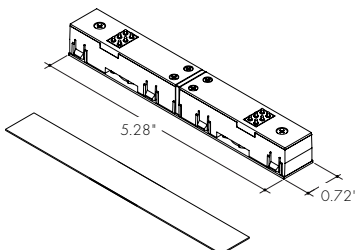
(Not for concealed recessed wiring) (cable and power feed do not ship pre-assembled)

ST-JOIN-E-P-108-XX
Electrical Power Feed, 108" Black/White Jacket Cable



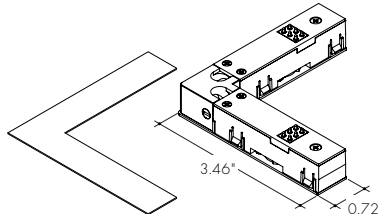
(Not for concealed recessed wiring) (cable and power feed do not ship pre-assembled)

ST-JOIN-E-S
Electrical Joiner, Straight, with black and white Cover Plates



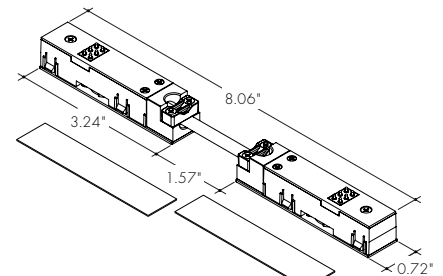
For electrically joining adjacent Track sections

ST-JOIN-E-L
Electrical Joiner, L with black and white Cover Plates



For for use with Mechanical L Joiner

ST-JOIN-E-F
Electrical Joiner, Flexible with black and white Cover Plates



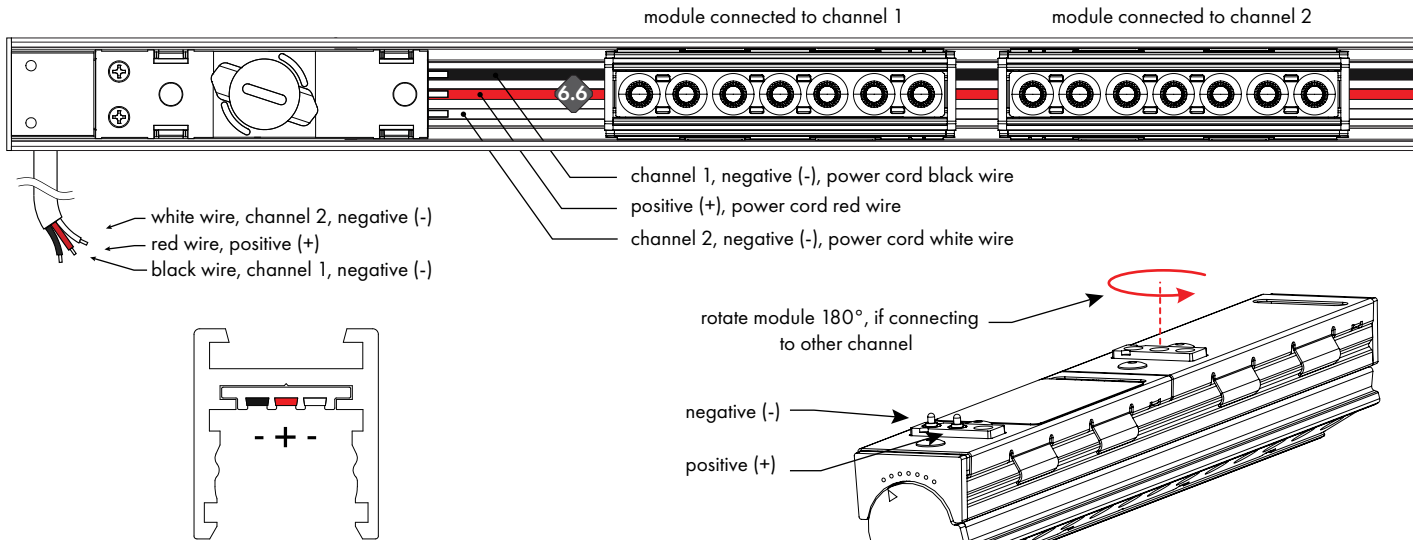
For use with Mechanical L Joiner or Wall to Ceiling Joiner

Wiring and Multiple Channels

For **single channel** use, connect black and white power feed wires.

For **two channel** use, connect per wiring diagram in the Two Channel Control section of power supplies

For **Dynamic White** use, connect per wiring diagram in the Dynamic White section of power supplies



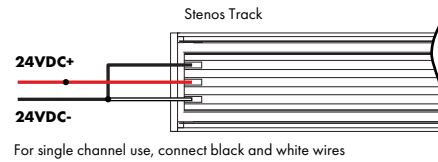
The Power Track contains three copper conductors allowing two channel control .

- Center conductor is common positive (+), connected to power cord red wire
- One outer conductor is channel 1 negative (-), connected to power cord black wire
- Other outer conductor is channel 2 negative (-), connected to power cord white wire

Select control channel for Stenos Directional and Ambient Modules by rotating them 180°

For **two channels** use, connect per wiring diagram in the Two Channel Control section of power supplies

For **single channel** use, connect black and white power feed wires.




STENOS Track System Sketch Grid

Use grid below to sketch out details of the STENOS Track System. Include as many details as possible such as:

- Shape
- Dimensions of each leg
- Location of Power Feeds
- Location and Type of Track Modules (Directional, Ambient, Track Heads)

Note: 96W max, 24ft max,
and 3 electrical joiners max
per power feed
See example on next page

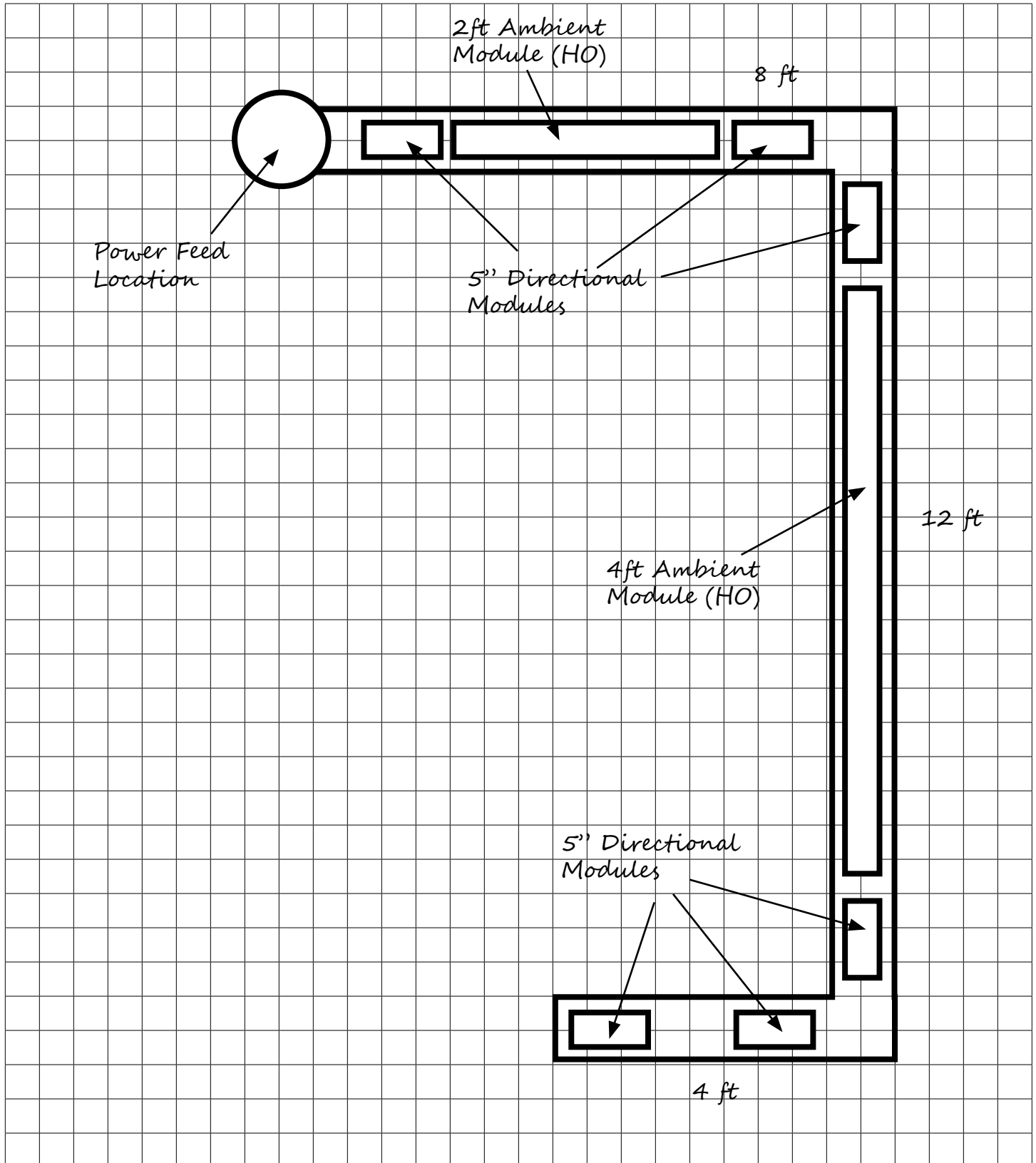


STENOS Track System Sketch Grid (Example)

Use grid below to sketch out details of the STENOS Track System. Include as many details as possible such as:

- Shape
- Dimensions of each leg
- Location of Power Feeds
- Location and Type of Track Modules (Directional, Ambient, Track Heads)

Note: 96W max, 24ft max, and 3 electrical joiners max per power feed



Additional Stenos Products



(left to right)
Stenos Recessed Deep Trimless Track
Stenos Recessed Trimless Track
Stenos Recessed Trimmed Track
Stenos Surface Mount Track
Stenos Suspended Track



Stenos Directional Module

Stenos Directional Module with Louver

Stenos Directional Module with Wall Wash

Stenos Ambient Module

Stenos Ambient Module with Louver

