

Power Supply Wiring Diagram - Tunable White

Models: PS-XX

Please read all instructions prior to installation and keep for future reference!

1. PRODUCT TO BE INSTALLED BY A QUALIFIED ELECTRICIAN.



7777 Merrimac Ave
Niles, IL 60714
T 224.333.6033
F 224.757.7557
info@luminii.com
www.luminii.com

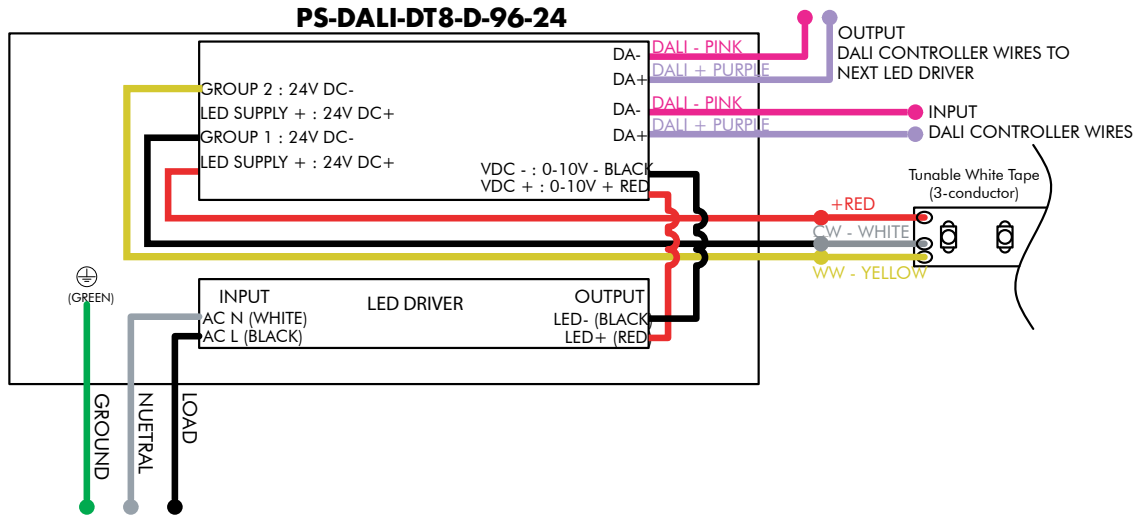
REVO.1
10062024

1 / 6

TUNABLE WHITE WIRING DIAGRAM

PS-DALI-DT8-D-96-24

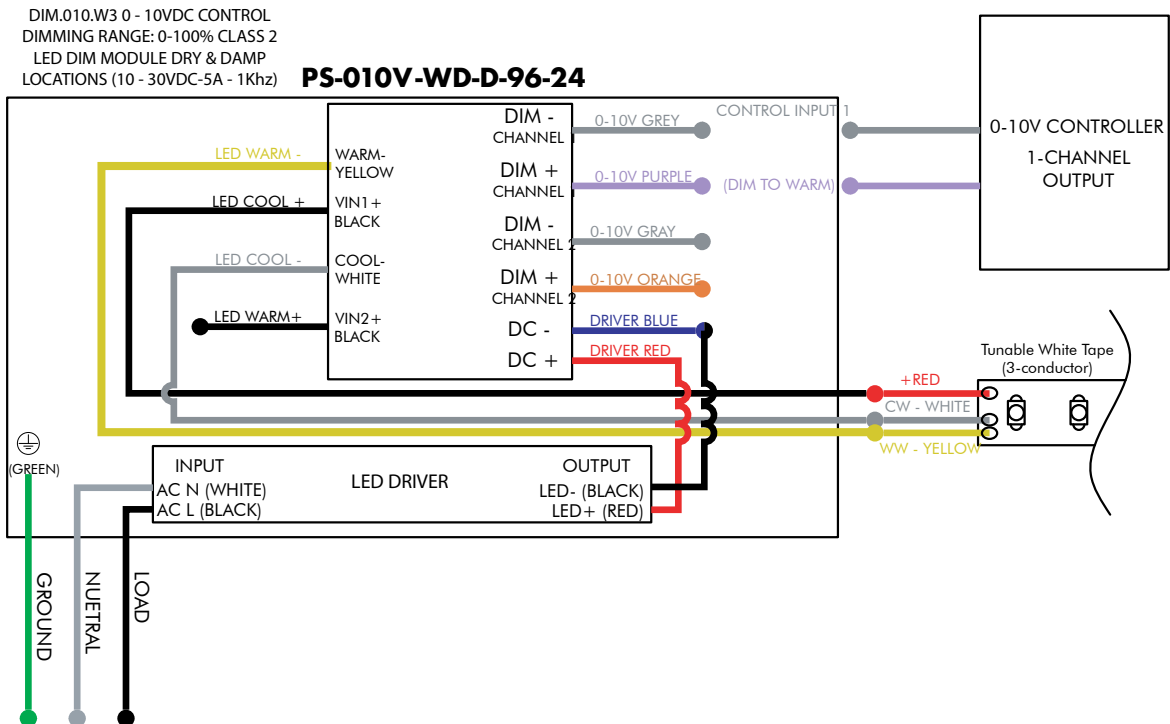
Power Supply, 120-277VAC- DALI DT8 Tunable White (0.1%)- Dry- 96 Watts- 24 VDC



Dim-to-Warm using Tunable White LED - WIRING DIAGRAM

PS-010V-WD-D-96-24

Power Supply, 120-277VAC- 0-10V Dimming, Standard Warm Dim Curve (with Dynamic White LED)- Dry- 96 Watts- 24 VDC



Power Supply Wiring Diagram - Tunable White

Models: PS-XX

Please read all instructions prior to installation and keep for future reference!

1. PRODUCT TO BE INSTALLED BY A QUALIFIED ELECTRICIAN.



7777 Merrimac Ave
Niles, IL 60714
T 224.333.6033
F 224.757.7557
info@luminii.com
www.luminii.com

REVO.1
10062024

2 / 6

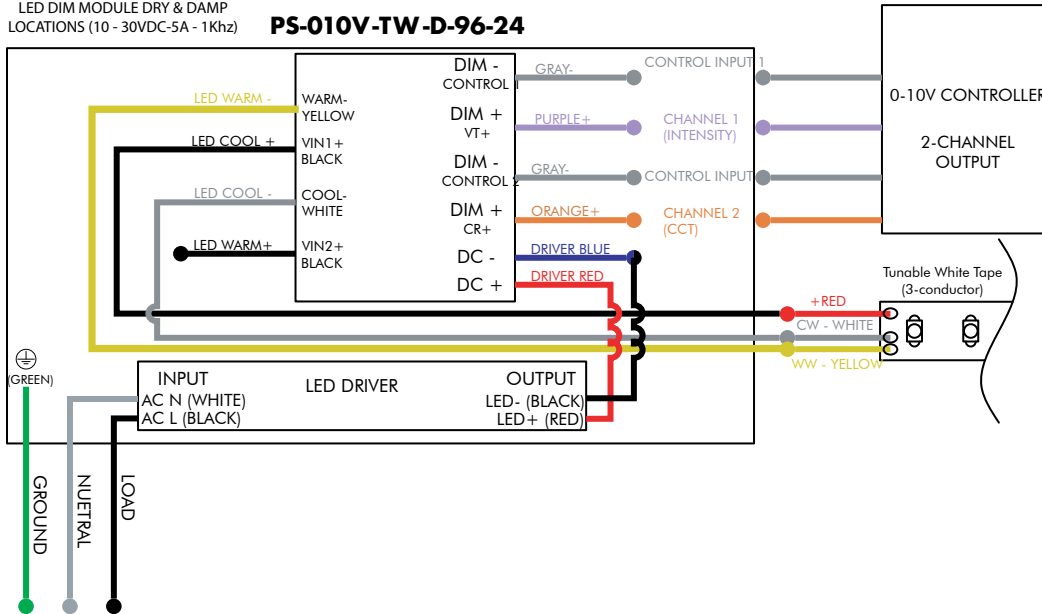
TUNABLE WHITE WIRING DIAGRAM

PS-010V-TW-D-96-24

Power Supply, 120-277VAC- 0-10V Dimming, Two Channel Control, Brightness and CCT1-CCT2 Ratio- Dry- 96 Watts- 24 VDC

DIM.010.W3 0 - 10VDC CONTROL
DIMMING RANGE: 0-100% CLASS 2
LED DIM MODULE DRY & DAMP
LOCATIONS (10 - 30VDC-5A - 1Khz)

PS-010V-TW-D-96-24



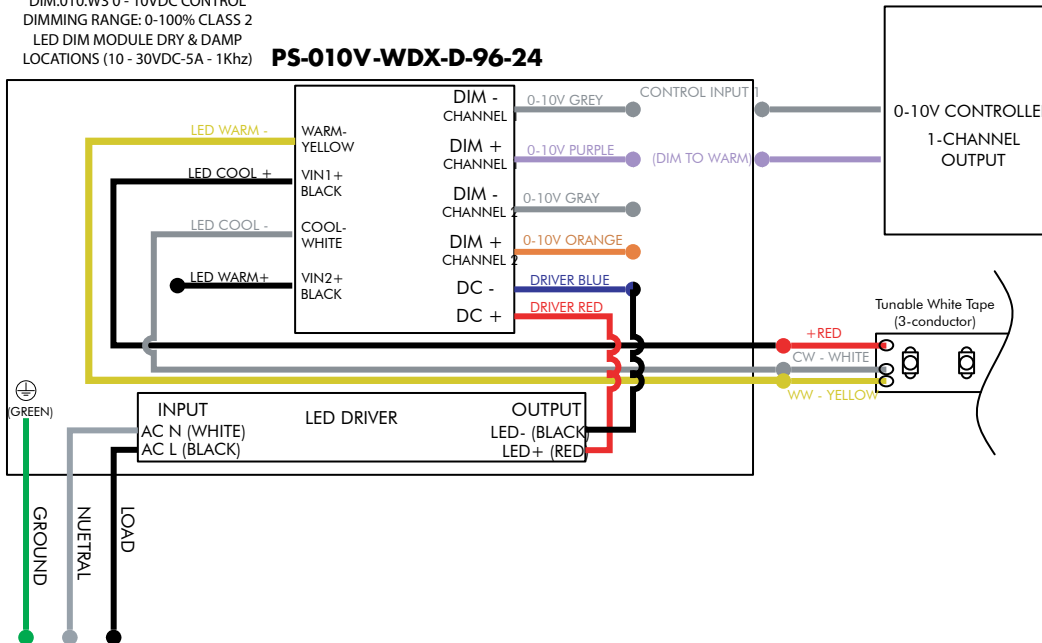
Dim-to-Warm using Tunable White LED - WIRING DIAGRAM

PS-010V-WDX-D-96-24

Power Supply, 120-277VAC- 0-10V Dimming, Customizable Warm Dim Curve (with Dynamic White LED)- Dry- 96 Watts- 24 VDC

DIM.010.W3 0 - 10VDC CONTROL
DIMMING RANGE: 0-100% CLASS 2
LED DIM MODULE DRY & DAMP
LOCATIONS (10 - 30VDC-5A - 1Khz)

PS-010V-WDX-D-96-24



Power Supply Wiring Diagram - Tunable White

Models: PS-XX

Please read all instructions prior to installation and keep for future reference!

1. PRODUCT TO BE INSTALLED BY A QUALIFIED ELECTRICIAN.

REVO.1
10062024

3 / 6



7777 Merrimac Ave
Niles, IL 60714
T 224.333.6033
F 224.757.7557
info@luminii.com
www.luminii.com

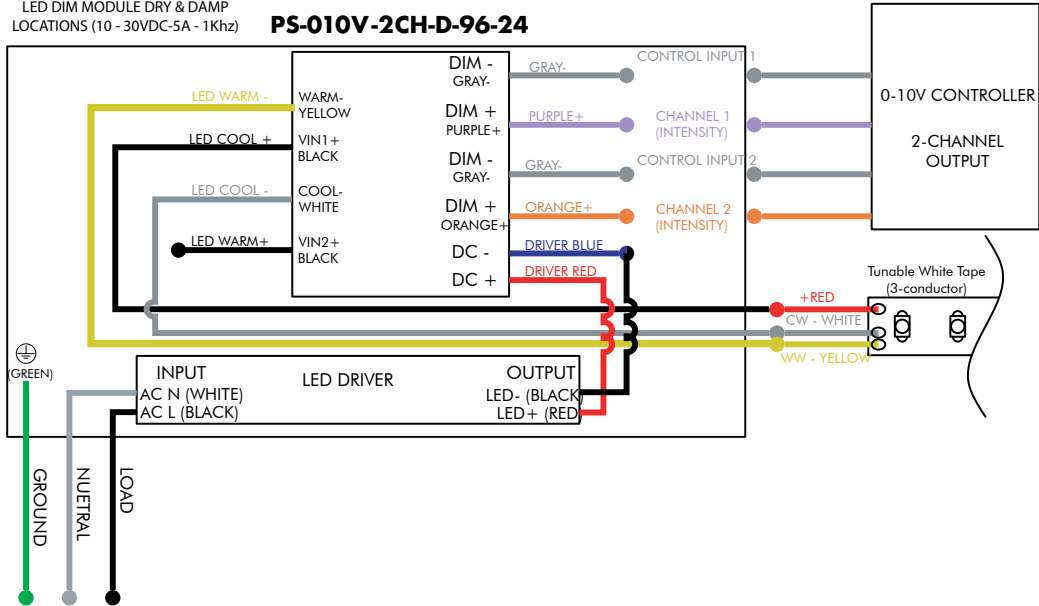
TUNABLE WHITE WIRING DIAGRAM

PS-010V-2CH-D-96-24

Power Supply, 120-277VAC- 0-10V Dimming, Two Channel Control, LED1 Brightness and LED2 Brightness- Dry- 96 Watts- 24 VDC

DIM.010.W3 0 - 10VDC CONTROL
DIMMING RANGE: 0-100% CLASS 2
LED DIM MODULE DRY & DAMP
LOCATIONS (10 - 30VDC-5A - 1Khz)

PS-010V-2CH-D-96-24



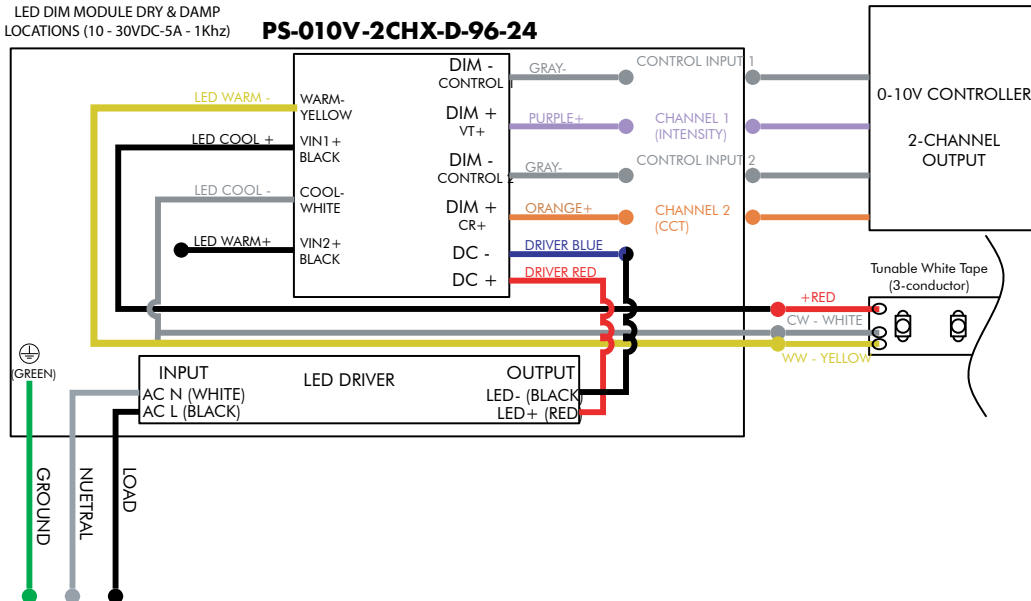
TUNABLE WHITE WIRING DIAGRAM

PS-010V-2CHX-D-96-24

Power Supply, 120-277VAC- 0-10V Dimming, Two Channel Control, Customizable Brightness and CCT1-CCT2 Ratio- Dry- 96 Watts- 24 VDC

DIM.010.W3 0 - 10VDC CONTROL
DIMMING RANGE: 0-100% CLASS 2
LED DIM MODULE DRY & DAMP
LOCATIONS (10 - 30VDC-5A - 1Khz)

PS-010V-2CHX-D-96-24



Power Supply Wiring Diagram - Tunable White

Models: PS-XX

Please read all instructions prior to installation and keep for future reference!

1. PRODUCT TO BE INSTALLED BY A QUALIFIED ELECTRICIAN.

REVO.1
10062024

4 / 6



7777 Merrimac Ave
Niles, IL 60714
T 224.333.6033
F 224.757.7557
info@luminii.com
www.luminii.com

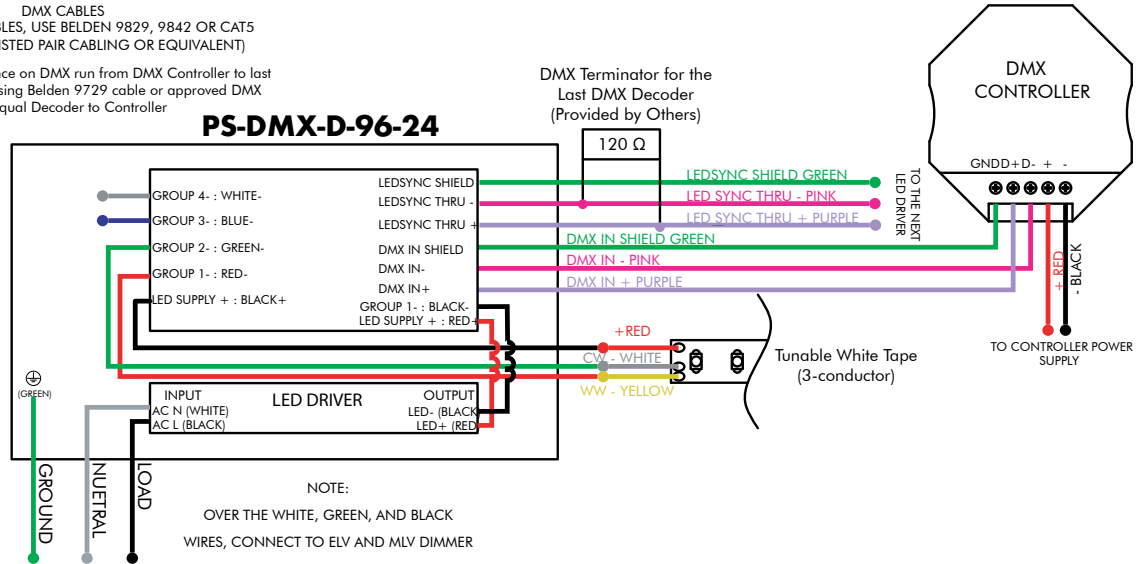
TUNABLE WHITE WIRING DIAGRAM

PS-DMX-D-96-24

Power Supply, 120-277VAC- DMX (0.1%)- Dry- 96 Watts- 24 VDC

Do not use wire nuts for any DMX connections.

DMX CABLES
(FOR DMX CABLES, USE BELDEN 9829, 9842 OR CAT5 SHIELDED TWISTED PAIR CABLING OR EQUIVALENT)
1000ft max distance on DMX run from DMX Controller to last decoder when using Belden 9729 cable or approved DMX equal Decoder to Controller



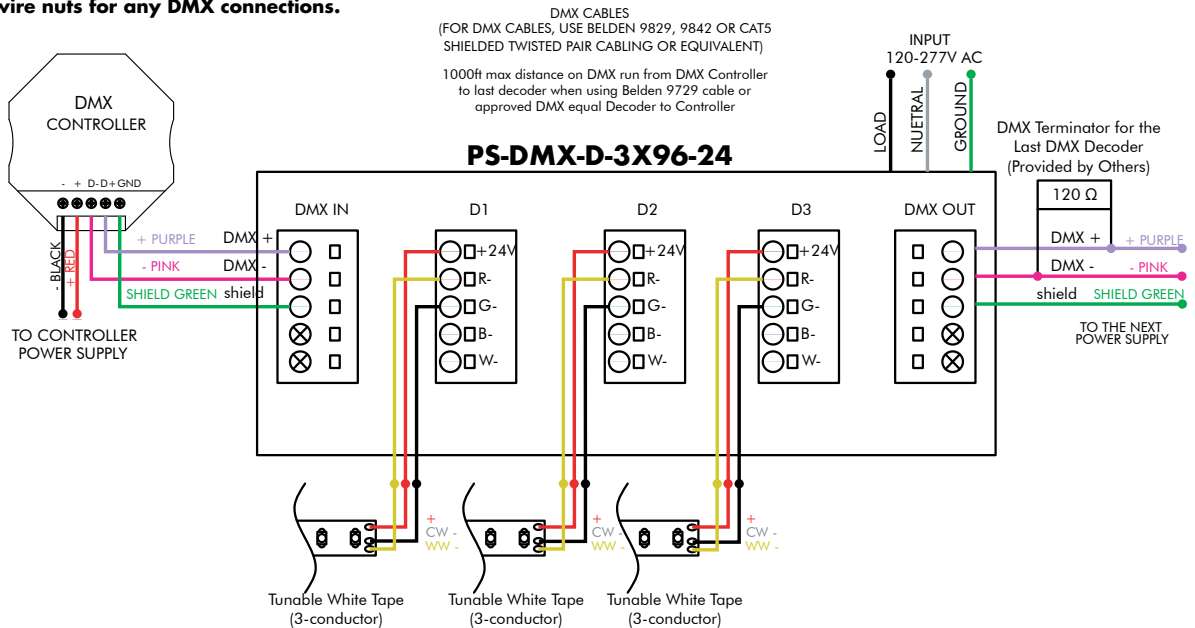
TUNABLE WHITE WIRING DIAGRAM

PS-DMX-D-3X96-24

Power Supply, 120-277VAC- DMX (0.1%)- Dry- 3x96 Watts- 24 VDC

Do not use wire nuts for any DMX connections.

DMX CABLES
(FOR DMX CABLES, USE BELDEN 9829, 9842 OR CAT5 SHIELDED TWISTED PAIR CABLING OR EQUIVALENT)
1000ft max distance on DMX run from DMX Controller to last decoder when using Belden 9729 cable or approved DMX equal Decoder to Controller



Power Supply Wiring Diagram - Tunable White

Models: PS-XX

Please read all instructions prior to installation and keep for future reference!

1. PRODUCT TO BE INSTALLED BY A QUALIFIED ELECTRICIAN.

REVO.1
10062024

5 / 6



7777 Merrimac Ave
Niles, IL 60714
T 224.333.6033
F 224.757.7557
info@luminii.com
www.luminii.com

TUNABLE WHITE WIRING DIAGRAM MULTIPLE ON 1 CIR

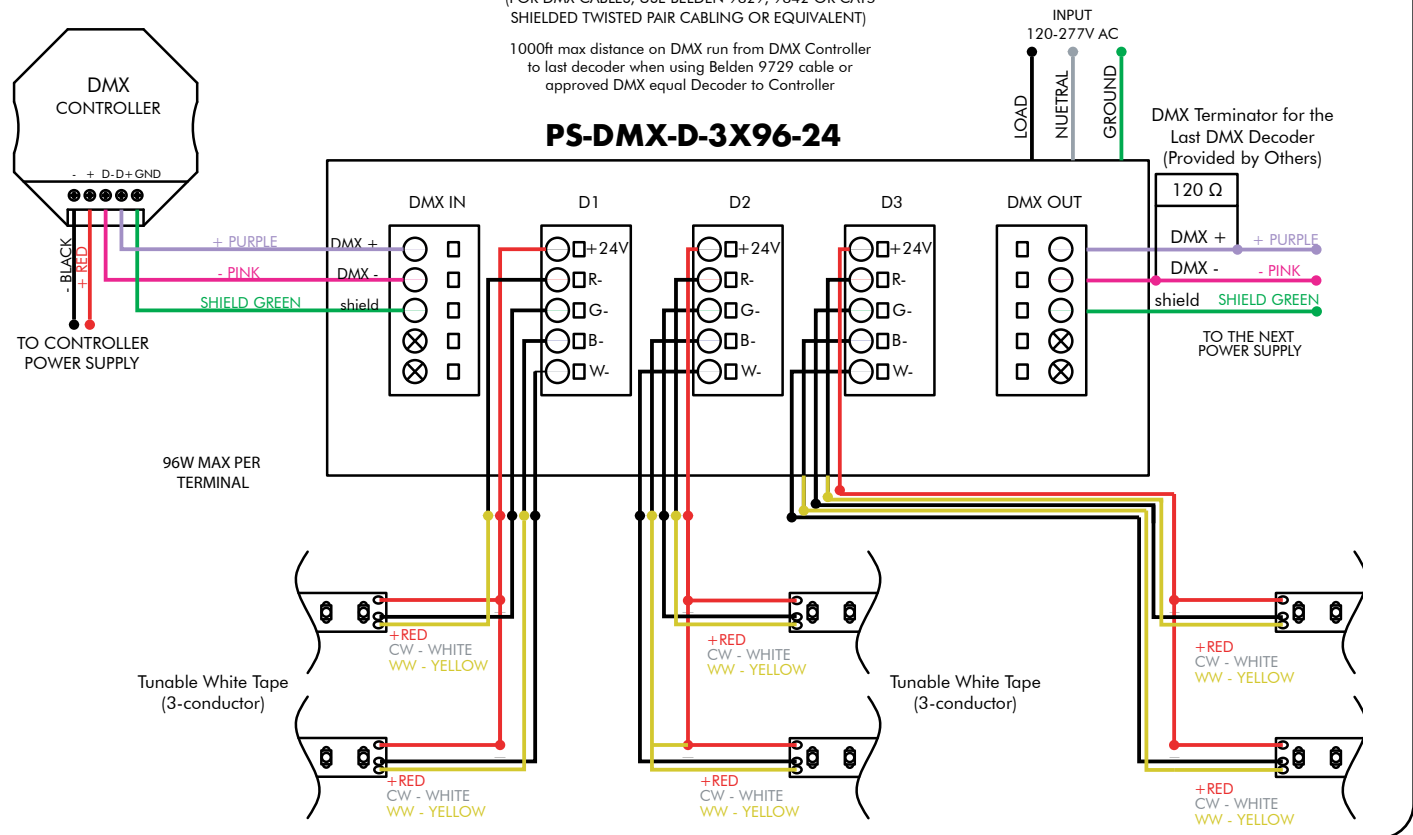
PS-DMX-D-3X96-24

Power Supply, 120-277VAC- DMX (0.1%)- Dry- 3x96 Watts- 24 VDC

Do not use wire nuts for any DMX connections.

DMX CABLES
(FOR DMX CABLES, USE BELDEN 9829, 9842 OR CAT5 SHIELDED TWISTED PAIR CABLING OR EQUIVALENT)

1000ft max distance on DMX run from DMX Controller to last decoder when using Belden 9729 cable or approved DMX equal Decoder to Controller



Power Supply Wiring Diagram - Tunable White

Models: PS-XX

Please read all instructions prior to installation and keep for future reference!

1. PRODUCT TO BE INSTALLED BY A QUALIFIED ELECTRICIAN.

REVO.1
10062024

6 / 6



7777 Merrimac Ave
Niles, IL 60714
T 224.333.6033
F 224.757.7557
info@luminii.com
www.luminii.com

TUNABLE WHITE WIRING DIAGRAM

TW-DMX

DMX Controller

Do not use wire nuts for any DMX connections.

