

LETO 44 MINI

SUSPENDED UP/DOWN CYLINDER



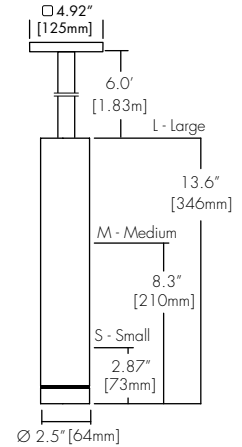
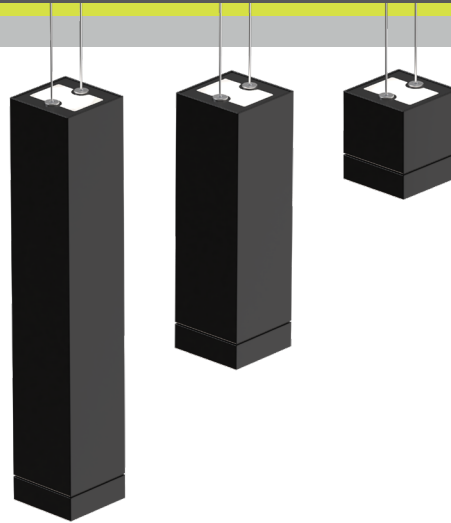
Features

- Faceted metal reflectors provide beam spreads between 20° to 60°.
- Two output options available up to 1000 lumens.
- Nine drivers selections available to cover wide range of applications.
- Five year warranty.



Finish Options

- White, Silver, Mocha, Firebrick, Warm Nickel
- Black, Charcoal, Cerulean, Bronze, Aged Brass



Technical Information

OUTPUT OPTIONS		0502	1005
DOWN	Fixture wattage	3.2 W	9.1 W
	Delivered Lumen	482 lm	1002 lm
	Efficacy	151 lm/W	110 lm/W
	Center Beam Candlepower (20° Faceted Reflector)	1489 cd	3096 cd
UP	Fixture wattage	3.2 W	9.1 W
	Delivered Lumen	241 lm	568 lm
	Efficacy	75 lm/W	62 lm/W

CCT	Multiplier	CRI	TM-30		
			R _f	R _g	R ₉
2500K	0.80	93+	93	102	50+
2700K	0.92	93+	92	100	50+
3000K	0.97	93+	92	103	50+
3500K	1.00	93+	93	102	50+
4000K	1.07	93+	92	101	50+
6500K	1.05	93+	92	101	50+

*This is wattage for up or down only.

Ordering Code

Integral Driver Example: Fixture LET44M-S-S-0502-25K-F20-NA-WH-WH-RDS-WH-POA-PHSD-NA

Remote Driver Example: Fixture LET44M-S-S-0502-25K-F20-NA-WH-WH-RDS-WH-POA-PHSD-NA-HRM-LET44M-S-0502-25K-PHSD-NA

Fixture

MODEL	TYPE	SIZE	OUTPUT	CCT	OPTIC	ACCESSORY	BODY FINISH	BAFFLE FINISH
LET44M-Leto 44 Mini	S-Suspended	S-Small M-Medium L-Large	0502-500/250 lumens ¹ 0502-500/250 lumens 1005-1000/500 lumens	25K-2500K 27K-2700K 30K-3000K 35K-3500K 40K-4000K 65K-6500K	F20-20 Degree, Faceted F30-30 Degree, Faceted F60-60 Degree, Faceted	NA-No Accessory DL-Diffusing Lens HC-Honeycomb Louver ²	Standard WH-White BK-Black SL-Silver Premium ³ MA-Mocha CC-Charcoal CR-Cerulean FB-Firebrick BZ-Bronze WN-Warm Nickel AB-Aged Brass	Standard WH-White BK-Black SL-Silver Premium ³ MA-Mocha CC-Charcoal CR-Cerulean FB-Firebrick BZ-Bronze WN-Warm Nickel AB-Aged Brass

CANOPY/ HOUSING	CANOPY FINISH	SUSPENSION TYPE	DRIVER	DRIVER OPTIONS ⁴
RDS-Round Slim SQS-Square Slim RTL-Round Flangeless SQR-Square Semi-Recessed	Standard WH-White BK-Black SL-Silver Premium ³ MA-Mocha CC-Charcoal CR-Cerulean FB-Firebrick BZ-Bronze WN-Warm Nickel AB-Aged Brass	POA-2 Powered Aircraft, 6ft	PHSD-Forward/Reverse Phase, 1% Dimming, 120V Only 010S-0-10V, 1% Dimming, 120/277V 0103-0-10V, 1% Dimming, 347V Only ⁴ 010L-EldoLED, 0-10V, Linear, 0.1% Dimming, 120/277V ⁴ 010G-EldoLED, 0-10V, Log, 0.1% Dimming, 120/277V ⁴ DALI-EldoLED, DALI Protocol 2, DT-6, 0.1% Dimming, 120/277V ⁴ DALI8-EldoLED, DALI Protocol 2, DT-8, 0.1% Dimming, 120/277V ⁴ LUTE-Lutron Hilume Ecodigital, 1% Dimming, 120V/277V ⁴ DMX-EldoLED, DMX, 0.1% Dimming, 120V/277V ⁴	NA-None EMG-Emergency Driver ^{4,5}

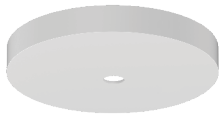
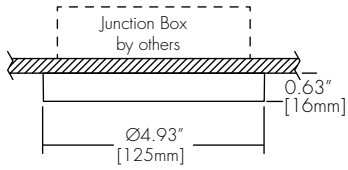
1 - Size Small is limited to 500 lumens direct and 250 lumens indirect.
 2 - Size Small is not available with accessory HC Honeycomb.
 3 - Premium finishes may have extended lead times. Custom RALs are available, please consult Inside Sales with specific request.
 4 - Drivers 0103/010L/010G/DALI/DALI8/DMX/LUTE/EMG are only available with HRM - Remote Power Supply.

5 - Emergency option comes prewired from factory with driver in remote housing. 8W of continuous power provided for a minimum of 90 minutes. Must be installed within 30 feet of luminaire using 18 AWG wire. Not available with 0103, DMX, DALI8 or LUTE Driver.
 6 - AWWNR/CSMB available upon request.

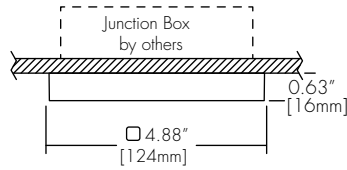
CONTACT FACTORY FOR MORE OPTIONS.

Canopy

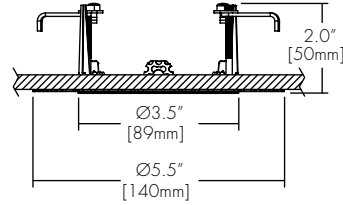
RDS
Round Slim Canopy



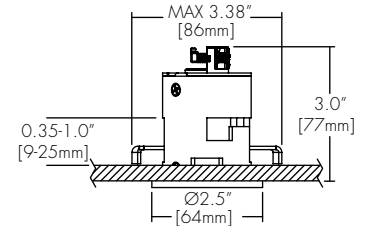
SQS
Square Slim Canopy



RTL
Round Flangless Canopy




SQR
Semi-Recessed



RDS or SQS or SQR		RTL
Integral Drivers	PHSD, 010S	
Remote Drivers	0103, 010L, 010G, DALI, DALI8, LUTE, DMX	PHSD, 010S, 0103, 010L, 010G, DALI, DALI8, LUTE, DMX

Suspension

POA (6' incl.)
2 Powered Aircraft



Lens & Accessory Options

DL
Diffusing Lens



HC
Honeycomb



Optics

FXX (20°, 30°, 60°)
Faceted Reflector



Remote Driver Housing

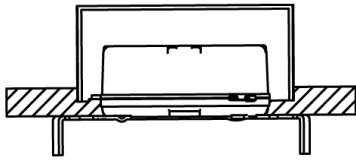
Depending on the options selected in the order code on page 1, a Remote Driver Housing may be required. This will automatically be generated and put on your order as necessary.

REMOTE DRIVER	MODEL	OUTPUT	CCT	DRIVER	DRIVER OPTIONS
HRM-Housing, Remote	LET44M-S-Leto 44 Mini Suspended	Same as Fixture	Same as Fixture	Same as Fixture	Same as Fixture

Maximum mounting distance to luminaire using 18 AWG wire								
PHSD	010S	0103	010L	010G	DALI	DALI8	LUTE	DMX
16'	16'	16'	72'	72'	72'	72'	15'	149'

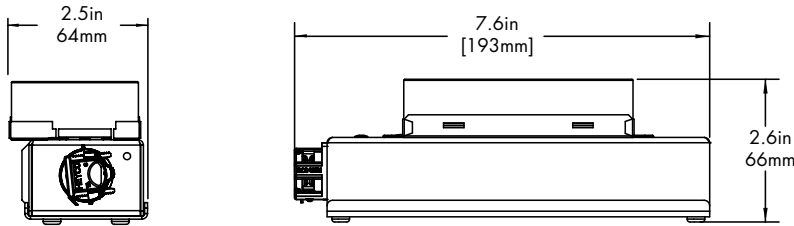
4" J-box

Minimum volume required to mount drivers in junction box: 70mm x 40mm x 30mm.



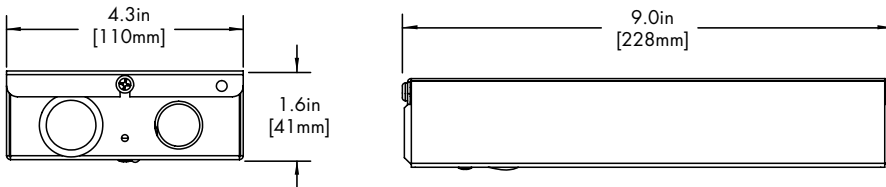
Canopy	+	Driver
RDS	+	PHSD
RDS	+	010S
SQS	+	PHSD
SQS	+	010S

HRM Single with Externally Mounted Driver



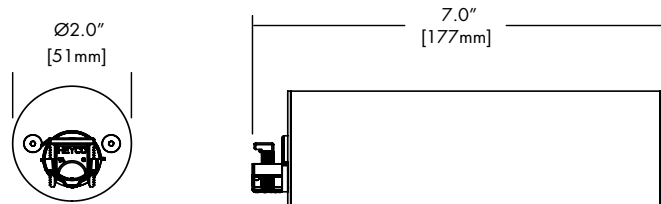
Driver
0103
010L
010G
010S
DALI
LUTE

HRM Double



Driver
DALI8
DMX

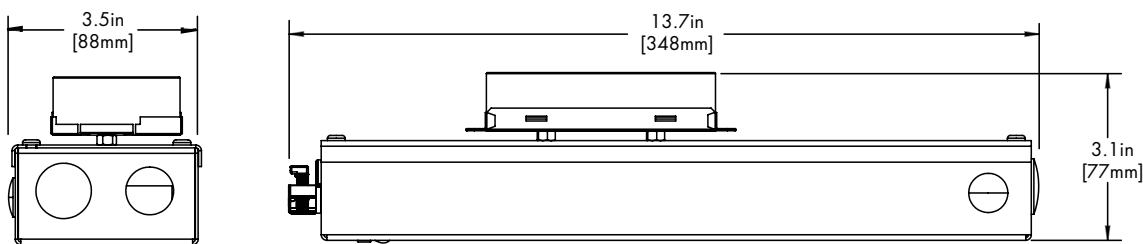
HRM Cylinder Driver



Canopy	+	Driver
SQR	+	010S
SQR	+	PHSD

EMG Emergency Driver

120 minute EMG operation time.



Driver
EMG

Standard Finishes

BK
Black



WH
White



SL
Silver



Premium Finishes


MA
Mocha




CC
Charcoal



CR
Cerulean



FB
Firebrick



BZ
Bronze



WN
Warm Nickle



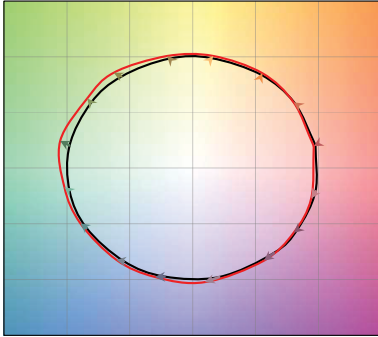
AB
Antique Bronze



TM-30

2500K

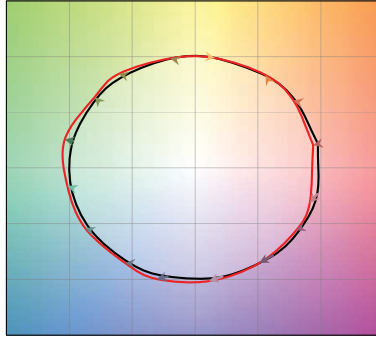
COLOR VECTOR GRAPHIC



— Reference Source — Test Source

2700K

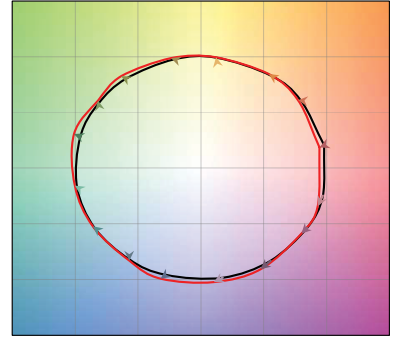
COLOR VECTOR GRAPHIC



— Reference Source — Test Source

3000K

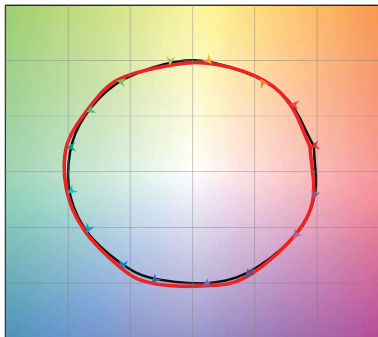
COLOR VECTOR GRAPHIC



— Reference Source — Test Source

3500K

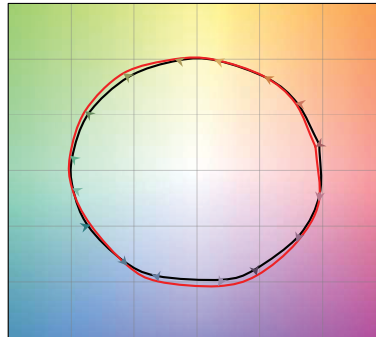
COLOR VECTOR GRAPHIC



— Reference Source — Test Source

4000K

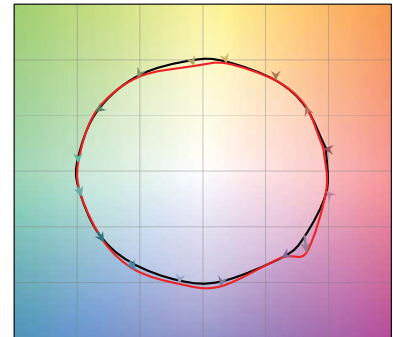
COLOR VECTOR GRAPHIC



— Reference Source — Test Source

6500K

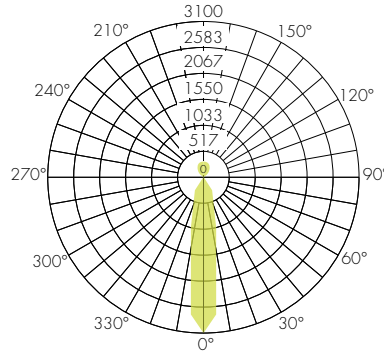
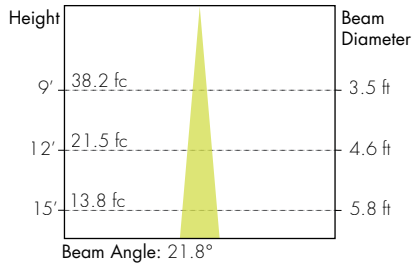
COLOR VECTOR GRAPHIC



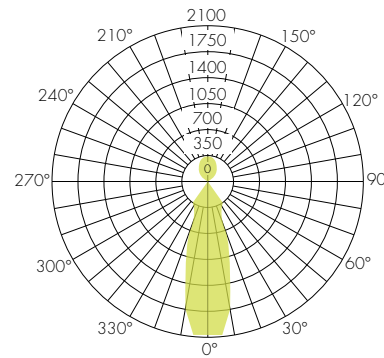
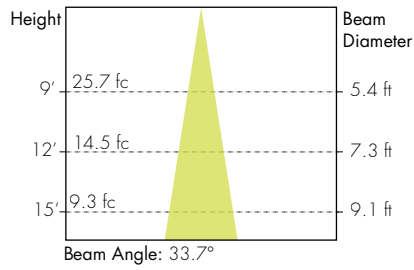
— Reference Source — Test Source

Photometry

20° Faceted Reflector



30° Faceted Reflector



60° Faceted Reflector

