

LETO 44 PLUS S A SML

SURFACE MOUNT ASYMMETRIC LED DOWNLIGHT



Leto 44 Plus S A SML - Asymmetric Surface Mount LED Light. Leto 44 Plus S A SML is a compact version of the full sized Leto 44 Plus S A. Ideal when you need to draw attention to a wall mounted subject. It is best suited for use in Art Galleries, Museums, or to accentuate home decor.

Ordering Code

Fixture	714A		--					
	1	2	3	4	5	6	7	8
Driver			--	--				
	1	2	3	4				

Product Specifications

SAMPLE: Fixture **714A - A90 - - - 27 - 07 - DL - 08 - 02** | Driver **LCS - 120 - A90 - 07**

1 - Model	2 - LED	3 - Optic	4 - CCT	5 - Lumen	6 - Accessory
714A · Leto 44 Plus Small Asymmetric Surface Mount	A90 · Accuracy	<i>Leto 44 Plus A is equipped with a fixed beam spread. For other optics please contact SENS0.</i>	25 · 2500K 27 · 2700K 30 · 3000K 35 · 3500K 40 · 4000K 65 · 6500K	07 · 700 (6.1W) 10 · 1000 (9.1W) 15 · 1500 (14W) 20 · 2000 (25W)	DL · Diffusing Lens

7 - Body Color		8 - Baffle Color		1 - Driver		Dim Level	Dim Level
<i>Standard</i>	<i>Premium</i>	<i>Standard</i>	<i>Premium</i>	STD · Non Dimming	N/A	LUTES · Hilume Ecodigital	1%
01 · White	52 · Mocha	01 · White	52 · Mocha	LCS · 0 - 10 Volt Protocol	1%	LUT2W · 2 Wire for phase ^{*1}	1%
02 · Black	53 · Charcoal	02 · Black	53 · Charcoal	DIM · Phase ^{*1}	1%	DMX · Senso	
08 · Silver	54 · Cerulean	08 · Silver	54 · Cerulean	ELDOLC · EldoLED 0 - 10 Volt	0.1%	EMG · Emergency Driver ^{*2/3}	
	55 · Firebrick		55 · Firebrick	DALI · Dali Protocol	0.1%	CSMB · Casambi Wireless Control ^{*2/3}	
	XX · RAL		XX · RAL				

2 - Voltage	3 - LED	4 - Lumen		
120 · 120V 277 · 277V 347 · 347V ^{*2/4}	Same as Fixture	Same as Fixture	*1 120V only *2 remote mount *3 second driver required *4 not available with ELDO, Lutron or DMX	
			Project :	_____
			Quantity :	_____
			Type :	_____
			Notes :	_____

LETO 44 PLUS S A SML

SURFACE MOUNT ASYMMETRIC LED DOWNLIGHT

Reflector


Faceted Reflector

Senso metal spun faceted reflectors are specifically designed to retain as much light as possible. This results in a more power efficient fixture with a higher delivered lumen.



Accessories

Diffusing Lens



Senso's in-house photometric testing ensures that our lighting design can match your needs precisely. Our Goniophotometer and testing lab produces on-demand photometry files based on any specified fixture, including LM-79 Test reports, IES Files, and CRI/CCT measurements. See Sensolighting.com for more information.

**Full photometric Reports and IES files available for every configuration*

Color Metrics

TM 30-15

Our clients deserve the best information possible about their lighting choices. That's why Senso has invested in the Illuminating Engineering Society (IES) TM 30-15, a new system that measures an LED light source's color rendering properties. Using Senso's state-of-the-art goniophotometer, this method identifies the optimal light source for your project and helps evaluate the trade-offs between efficacy and color rendering. Senso can provide TM 30-15 data for all of our products.

**Full Color Metric Info Available at Sensolighting.com*

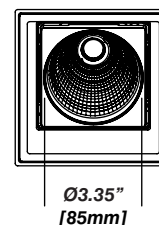
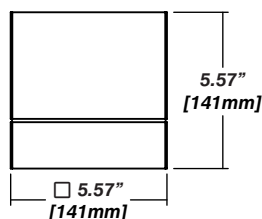
Installation

- Mounting plate included
- Easy, single motion installation method

Construction / Finish

- High quality, scratch resistant powder coated finish in standard, premium or custom colors
- Aluminum extruded Body
- Made in Canada

Dimensions



LED Module Performance

Output: Up to 113 lumen/Watt

Efficacy: Color consistency within a 3-MacAdam Ellipse

CCT: 2500K - 6500K

Color Rendering: 93+ CRI

Min. R Values: R⁹ - 60 R^f - 90 R^a - 100

Driver and Power Consumption

Dimming: 1% dimming standard with 0.1% option
Casambi wireless control available

Ripple: Industry leading Low ripple

Efficiency: Power Factor >0.9

Efficiency over 85%

Class 2 output for safety

Installation: Canopy or remote mounted

Lumen Option	700lm	1000lm	1500lm	2000lm
Fixture Wattage	6.1W	9.1W	14W	25W
Delivered Lumen	656lm	1035lm	1539lm	1917lm