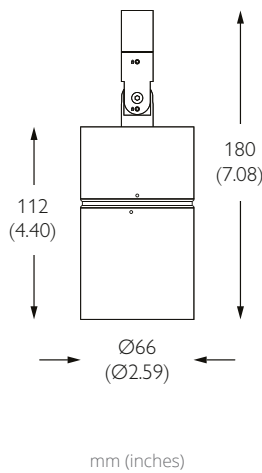


EVO 16 SHORT SNOOT

ULTRA NARROW



TECHNICAL DESCRIPTION

Evo 16 Short Snoot is a Constant Voltage single source LED spotlight that is machined from aerospace grade aluminium 6063-T6 and comes as standard in white, black and brushed aluminium along with three premium brass finishes. It has five site-changeable optics for flexible beam distribution and fully lockable bearing aided pan and tilt. The ultra narrow beam in our 9.00W 700lm module has a peak intensity of 28223cd. An accessory holder is available separately that can accommodate 55mm (2.16") lenses and louvers. The Jack Plug is compatible with Precision Lighting's 24V Jack systems. The onboard 24V DC driver ensures overcurrent protection and is not polarity sensitive. An external AC to 24V DC power supply is required.

MECHANICAL & ELECTRICAL

CATEGORY IP20	WATTAGE 9.00W
MATERIAL Machined AL 6063-T6 Machined Brass	FORWARD VOLTAGE 24V
PAN 360°	SUPPLY TYPE Constant Voltage
TILT 180°	DRIVER LOCATION Remote AC to 24VDC
LOCKABLE Pan & Tilt	DIMMING DALI 1-10V
WEIGHT 415g 0.91lb	

MOUNTING

MOUNTING 24V Tracks | 24V Monopoints | Eutrac (Custom)

FINISHES

FINISHES Brushed Aluminium | White RAL9010 | Black RAL9005 | Rubbed Bronze* | Polished Brass* | Brushed Brass *

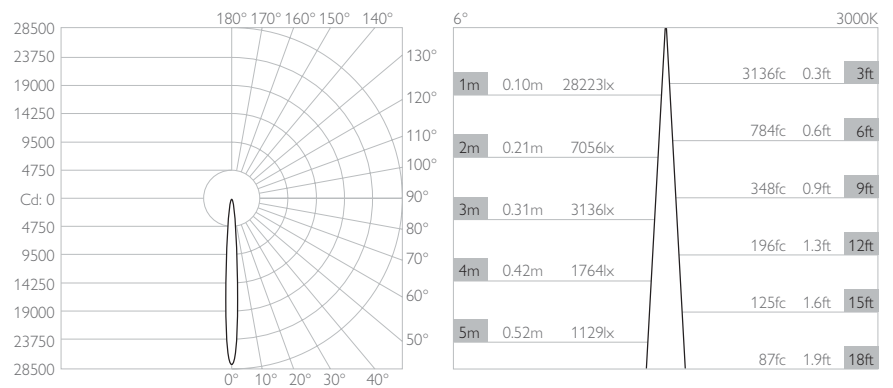
*Premium & custom finishes are built & finished to order. These are subject to an extended lead time & MOQ.

OPTICAL & STANDARDS

NOMINAL LUMENS 700lm	BEAM ANGLE 6°
DELIVERED LUMENS 650lm	CRI 92 TYP
COLOUR TEMPERATURE 2700K 3000K	TM-30 RF: 90 RG: 99
ACCESSORY HOLDER Separate	WARRANTY 5 Years
ACCESSORIES Snoots Louver Lenses 55mm (2.16")	LIFETIME L90B10 100,000hrs
TM65 17.96kgCO2e	STANDARDS
TM66 2.4	



Photometry shown is for 3000K module. Please enquire for other CCT photometry.



STANDARD MOUNTING OPTIONS

	BASIS TRACK	SURFACE MONOPOINT	TRIMLESS MONOPOINT	NODE MONOPOINT	FLAT MONOPOINT	
LUMINAIRE FINISH	White 9010	MPZ-493-WH-XX9206	MPS-493-WH-XX9206	MPY-493-WH-XX9206	MPX-493-WH-XX9206	
	Black 9005	MPZ-493-BK-XX9206	MPS-493-BK-XX9206	MPY-493-BK-XX9206	MPX-493-BK-XX9206	
	Brushed Aluminium	BT-493-AL-XX9206	MPZ-493-AL-XX9206	MPY-493-AL-XX9206	MPX-493-AL-XX9206	
	Rubbed Bronze*	BT-493-RB-XX9206	MPZ-493-RB-XX9206	MPY-493-RB-XX9206	MPX-493-RB-XX9206	
	Polished Brass*		MPZ-493-PB-XX9206	MPS-493-PB-XX9206	MPY-493-PB-XX9206	MPX-493-PB-XX9206
	Brushed Brass*		MPZ-493-SB-XX9206	MPS-493-SB-XX9206	MPY-493-SB-XX9206	MPX-493-SB-XX9206

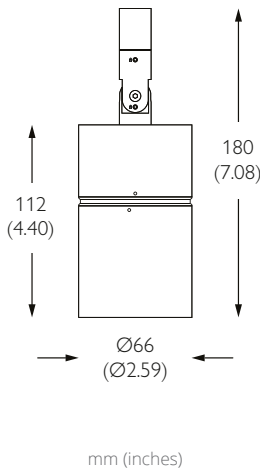
*All premium & custom finishes are built & finished to order. These are subject to an extended lead time & MOQ

For 3000K Substitute XX with 30

For 2700K Substitute XX with 27

EVO 16 SHORT SNOOT

NARROW



TECHNICAL DESCRIPTION

Evo 16 Short Snoot is a Constant Voltage single source LED spotlight that is machined from aerospace grade aluminium 6063-T6 and comes as standard in white, black and brushed aluminium along with three premium brass finishes. It has five site-changeable optics for flexible beam distribution and fully lockable bearing aided pan and tilt. The narrow beam in our 9.00W 700lm module has a peak intensity of 15476cd. An accessory holder is available separately that can accommodate 55mm (2.16") lenses and louvers. The Jack Plug is compatible with Precision Lighting's 24V Jack systems. The onboard 24V DC driver ensures overcurrent protection and is not polarity sensitive. An external AC to 24V DC power supply is required.

MECHANICAL & ELECTRICAL

CATEGORY IP20

MATERIAL Machined AL 6063-T6 | Machined Brass

PAN 360°

TILT 180°

LOCKABLE Pan & Tilt

WEIGHT 415g | 0.91lb

WATTAGE 9.00W

FORWARD VOLTAGE 24V

SUPPLY TYPE Constant Voltage

DRIVER LOCATION Remote AC to 24VDC

DIMMING DALI | 1-10V

MOUNTING

MOUNTING 24V Tracks | 24V Monopoints | Eutrac (Custom)

FINISHES

FINISHES Brushed Aluminium | White RAL9010 | Black RAL9005 | Rubbed Bronze* | Polished Brass* | Brushed Brass *

*Premium & custom finishes are built & finished to order. These are subject to an extended lead time & MOQ.

OPTICAL & STANDARDS

NOMINAL LUMENS 700lm

DELIVERED LUMENS 653lm

COLOUR TEMPERATURE 2700K | 3000K

ACCESSORY HOLDER Separate

ACCESSORIES Snoots | Louver | Lenses 55mm (2.16")

TM65 17.96kgCO2e

TM66 2.4

BEAM ANGLE 10°

CRI 92 TYP

TM-30 RF: 90 RG: 99

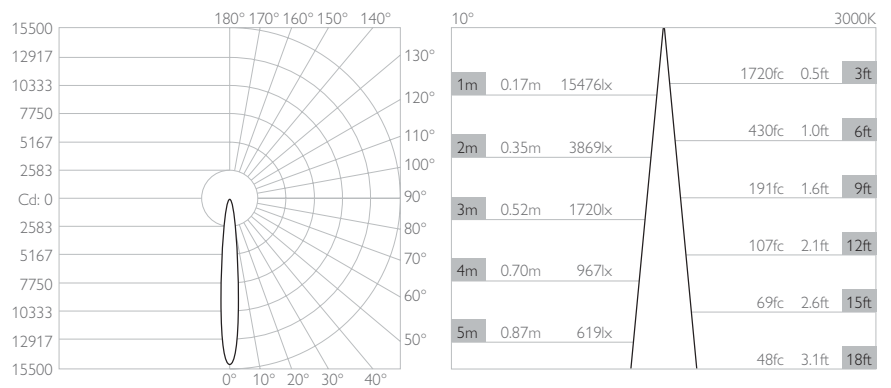
WARRANTY 5 Years

LIFETIME L90B10 100,000hrs

STANDARDS



Photometry shown is for 3000K module. Please enquire for other CCT photometry.



STANDARD MOUNTING OPTIONS

LUMINAIRE FINISH	STANDARD MOUNTING OPTIONS				
	BASIS TRACK	SURFACE MONOPOINT	TRIMLESS MONOPOINT	NODE MONOPOINT	FLAT MONOPOINT
White 9010		MPZ-493-WH-XX9210	MPS-493-WH-XX9210	MPY-493-WH-XX9210	MPX-493-WH-XX9210
Black 9005		MPZ-493-BK-XX9210	MPS-493-BK-XX9210	MPY-493-BK-XX9210	MPX-493-BK-XX9210
Brushed Aluminium	BT-493-AL-XX9210	MPZ-493-AL-XX9210	MPS-493-AL-XX9210	MPY-493-AL-XX9210	MPX-493-AL-XX9210
Rubbed Bronze*	BT-493-RB-XX9210	MPZ-493-RB-XX9210	MPS-493-RB-XX9210	MPY-493-RB-XX9210	MPX-493-RB-XX9210
Polished Brass*		MPZ-493-PB-XX9210	MPS-493-PB-XX9210	MPY-493-PB-XX9210	MPX-493-PB-XX9210
Brushed Brass*		MPZ-493-SB-XX9210	MPS-493-SB-XX9210	MPY-493-SB-XX9210	MPX-493-SB-XX9210

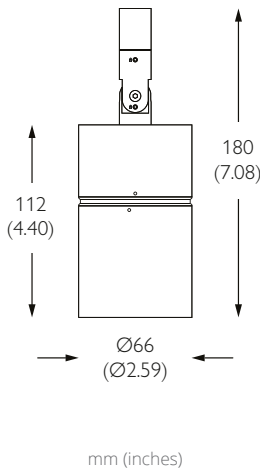
*All premium & custom finishes are built & finished to order. These are subject to an extended lead time & MOQ

For 3000K Substitute XX with 30

For 2700K Substitute XX with 27

EVO 16 SHORT SNOOT

MEDIUM



TECHNICAL DESCRIPTION

Evo 16 Short Snoot is a Constant Voltage single source LED spotlight that is machined from aerospace grade aluminium 6063-T6 and comes as standard in white, black and brushed aluminium along with three premium brass finishes. It has five site-changeable optics for flexible beam distribution and fully lockable bearing aided pan and tilt. The medium beam in our 9.00W 700lm module has a peak intensity of 5671cd. An accessory holder is available separately that can accommodate 55mm (2.16") lenses and louvers. The Jack Plug is compatible with Precision Lighting's 24V Jack systems. The onboard 24V DC driver ensures overcurrent protection and is not polarity sensitive. An external AC to 24V DC power supply is required.

MECHANICAL & ELECTRICAL

CATEGORY IP20	WATTAGE 9.00W
MATERIAL Machined AL 6063-T6 Machined Brass	FORWARD VOLTAGE 24V
PAN 360°	SUPPLY TYPE Constant Voltage
TILT 180°	DRIVER LOCATION Remote AC to 24VDC
LOCKABLE Pan & Tilt	DIMMING DALI 1-10V
WEIGHT 415g 0.91lb	

MOUNTING

MOUNTING 24V Tracks | 24V Monopoints | Eutrac (Custom)

FINISHES

FINISHES Brushed Aluminium | White RAL9010 | Black RAL9005 | Rubbed Bronze* | Polished Brass* | Brushed Brass *

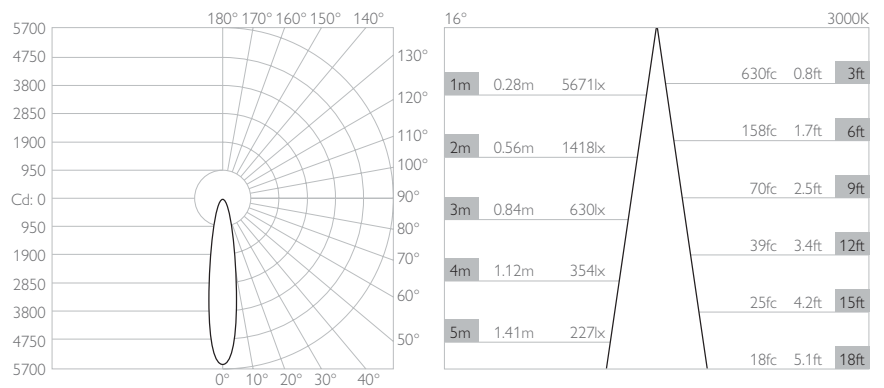
*Premium & custom finishes are built & finished to order. These are subject to an extended lead time & MOQ.

OPTICAL & STANDARDS

NOMINAL LUMENS 700lm	BEAM ANGLE 16°
DELIVERED LUMENS 623lm	CRI 92 TYP
COLOUR TEMPERATURE 2700K 3000K	TM-30 RF: 90 RG: 99
ACCESSORY HOLDER Separate	WARRANTY 5 Years
ACCESSORIES Snoots Louver Lenses 55mm (2.16")	LIFETIME L90B10 100,000hrs
TM65 17.96kgCO2e	STANDARDS
TM66 2.4	



Photometry shown is for 3000K module. Please enquire for other CCT photometry.



STANDARD MOUNTING OPTIONS

LUMINAIRE FINISH					
	BASIS TRACK	SURFACE MONOPOINT	TRIMLESS MONOPOINT	NODE MONOPOINT	FLAT MONOPOINT
	White 9010	MPZ-493-WH-XX9215	MPS-493-WH-XX9215	MPY-493-WH-XX9215	MPX-493-WH-XX9215
	Black 9005	MPZ-493-BK-XX9215	MPS-493-BK-XX9215	MPY-493-BK-XX9215	MPX-493-BK-XX9215
	Brushed Aluminium	MPZ-493-AL-XX9215	MPS-493-AL-XX9215	MPY-493-AL-XX9215	MPX-493-AL-XX9215
	Rubbed Bronze*	MPZ-493-RB-XX9215	MPS-493-RB-XX9215	MPY-493-RB-XX9215	MPX-493-RB-XX9215
Polished Brass*	MPZ-493-PB-XX9215	MPS-493-PB-XX9215	MPY-493-PB-XX9215	MPX-493-PB-XX9215	
Brushed Brass*	MPZ-493-SB-XX9215	MPS-493-SB-XX9215	MPY-493-SB-XX9215	MPX-493-SB-XX9215	

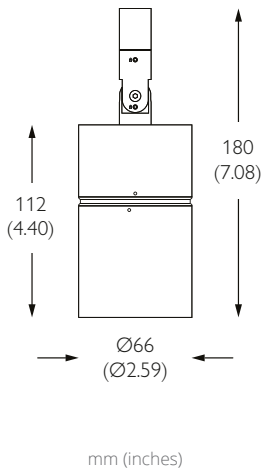
*All premium & custom finishes are built & finished to order. These are subject to an extended lead time & MOQ

For 3000K Substitute XX with 30

For 2700K Substitute XX with 27

EVO 16 SHORT SNOOT

FLOOD



TECHNICAL DESCRIPTION

Evo 16 Short Snoot is a Constant Voltage single source LED spotlight that is machined from aerospace grade aluminium 6063-T6 and comes as standard in white, black and brushed aluminium along with three premium brass finishes. It has five site-changeable optics for flexible beam distribution and fully lockable bearing aided pan and tilt. The flood beam in our 9.00W 700lm module has a peak intensity of 1652cd. An accessory holder is available separately that can accommodate 55mm (2.16") lenses and louvers. The Jack Plug is compatible with Precision Lighting's 24V Jack systems. The onboard 24V DC driver ensures overcurrent protection and is not polarity sensitive. An external AC to 24V DC power supply is required.

MECHANICAL & ELECTRICAL

CATEGORY IP20	WATTAGE 9.00W
MATERIAL Machined AL 6063-T6 Machined Brass	FORWARD VOLTAGE 24V
PAN 360°	SUPPLY TYPE Constant Voltage
TILT 180°	DRIVER LOCATION Remote AC to 24VDC
LOCKABLE Pan & Tilt	DIMMING DALI 1-10V
WEIGHT 415g 0.91lb	

MOUNTING

MOUNTING 24V Tracks | 24V Monopoints | Eutrac (Custom)

FINISHES

FINISHES Brushed Aluminium | White RAL9010 | Black RAL9005 | Rubbed Bronze* | Polished Brass* | Brushed Brass *

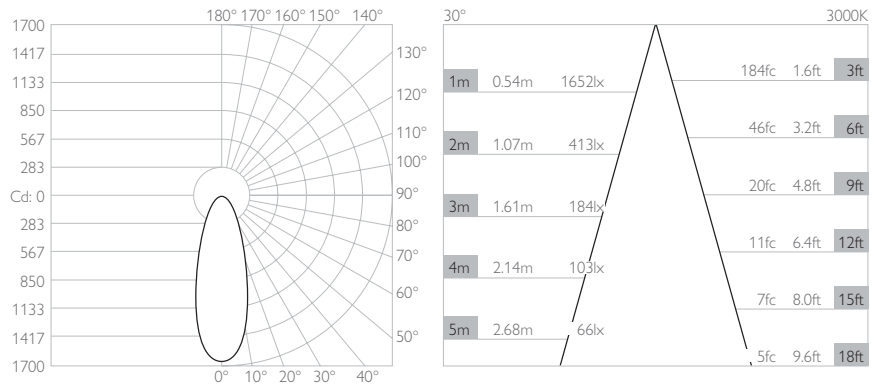
*Premium & custom finishes are built & finished to order. These are subject to an extended lead time & MOQ.

OPTICAL & STANDARDS

NOMINAL LUMENS 700lm	BEAM ANGLE 30°
DELIVERED LUMENS 637lm	CRI 92 TYP
COLOUR TEMPERATURE 2700K 3000K	TM-30 RF: 90 RG: 99
ACCESSORY HOLDER Separate	WARRANTY 5 Years
ACCESSORIES Snoots Louver Lenses 55mm (2.16")	LIFETIME L90B10 100,000hrs
TM65 17.96kgCO2e	STANDARDS
TM66 2.4	



Photometry shown is for 3000K module. Please enquire for other CCT photometry.



STANDARD MOUNTING OPTIONS

	BASIS TRACK	SURFACE MONOPOINT	TRIMLESS MONOPOINT	NODE MONOPOINT	FLAT MONOPOINT	
LUMINAIRE FINISH	White 9010	MPZ-493-WH-XX9230	MPS-493-WH-XX9230	MPY-493-WH-XX9230	MPX-493-WH-XX9230	
	Black 9005	MPZ-493-BK-XX9230	MPS-493-BK-XX9230	MPY-493-BK-XX9230	MPX-493-BK-XX9230	
	Brushed Aluminium	BT-493-AL-XX9230	MPZ-493-AL-XX9230	MPY-493-AL-XX9230	MPX-493-AL-XX9230	
	Rubbed Bronze*	BT-493-RB-XX9230	MPZ-493-RB-XX9230	MPY-493-RB-XX9230	MPX-493-RB-XX9230	
	Polished Brass*		MPZ-493-PB-XX9230	MPS-493-PB-XX9230	MPY-493-PB-XX9230	MPX-493-PB-XX9230
	Brushed Brass*		MPZ-493-SB-XX9230	MPS-493-SB-XX9230	MPY-493-SB-XX9230	MPX-493-SB-XX9230

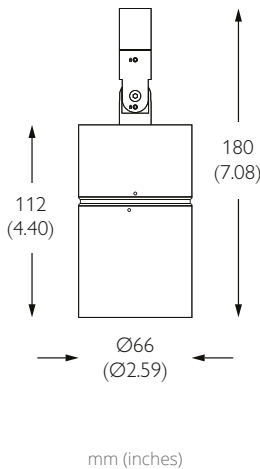
*All premium & custom finishes are built & finished to order. These are subject to an extended lead time & MOQ

For 3000K Substitute XX with 30

For 2700K Substitute XX with 27

EVO 16 SHORT SNOOT

WIDE FLOOD



TECHNICAL DESCRIPTION

Evo 16 Short Snoot is a Constant Voltage single source LED spotlight that is machined from aerospace grade aluminium 6063-T6 and comes as standard in white, black and brushed aluminium along with three premium brass finishes. It has five site-changeable optics for flexible beam distribution and fully lockable bearing aided pan and tilt. The wide flood beam in our 9.00W 700lm module has a peak intensity of 633cd. An accessory holder is available separately that can accommodate 55mm (2.16") lenses and louvers. The Jack Plug is compatible with Precision Lighting's 24V Jack systems. The onboard 24V DC driver ensures overcurrent protection and is not polarity sensitive. An external AC to 24V DC power supply is required.

MECHANICAL & ELECTRICAL

CATEGORY IP20	WATTAGE 9.00W
MATERIAL Machined AL 6063-T6 Machined Brass	FORWARD VOLTAGE 24V
PAN 360°	SUPPLY TYPE Constant Voltage
TILT 180°	DRIVER LOCATION Remote AC to 24VDC
LOCKABLE Pan & Tilt	DIMMING DALI 1-10V
WEIGHT 415g 0.91lb	

MOUNTING

MOUNTING 24V Tracks | 24V Monopoints | Eutrac (Custom)

FINISHES

FINISHES Brushed Aluminium | White RAL9010 | Black RAL9005 | Rubbed Bronze* | Polished Brass* | Brushed Brass *

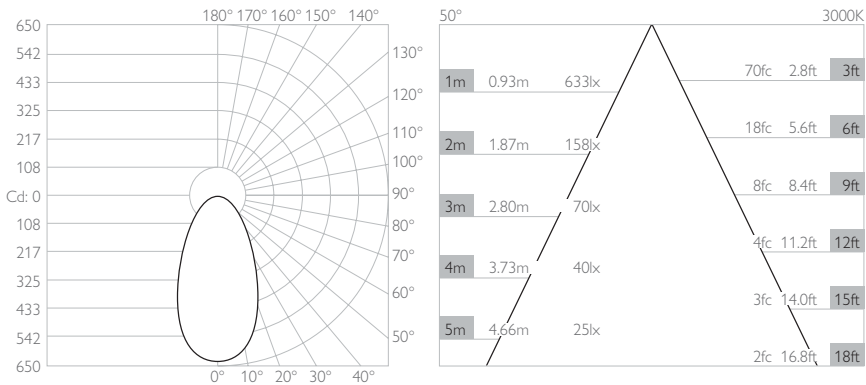
*Premium & custom finishes are built & finished to order. These are subject to an extended lead time & MOQ.

OPTICAL & STANDARDS

NOMINAL LUMENS 700lm	BEAM ANGLE 50°
DELIVERED LUMENS 605lm	CRI 92 TYP
COLOUR TEMPERATURE 2700K 3000K	TM-30 RF: 90 RG: 99
ACCESSORY HOLDER Separate	WARRANTY 5 Years
ACCESSORIES Snoots Louver Lenses 55mm (2.16")	LIFETIME L90B10 100,000hrs
TM65 17.96kgCO2e	STANDARDS
TM66 2.4	



Photometry shown is for 3000K module. Please enquire for other CCT photometry.



STANDARD MOUNTING OPTIONS

	BASIS TRACK	SURFACE MONOPOINT	TRIMLESS MONOPOINT	NODE MONOPOINT	FLAT MONOPOINT	
LUMINAIRE FINISH	White 9010	MPZ-493-WH-XX9255	MPS-493-WH-XX9255	MPY-493-WH-XX9255	MPX-493-WH-XX9255	
	Black 9005	MPZ-493-BK-XX9255	MPS-493-BK-XX9255	MPY-493-BK-XX9255	MPX-493-BK-XX9255	
	Brushed Aluminium	BT-493-AL-XX9255	MPZ-493-AL-XX9255	MPY-493-AL-XX9255	MPX-493-AL-XX9255	
	Rubbed Bronze*	BT-493-RB-XX9255	MPZ-493-RB-XX9255	MPY-493-RB-XX9255	MPX-493-RB-XX9255	
	Polished Brass*		MPZ-493-PB-XX9255	MPS-493-PB-XX9255	MPY-493-PB-XX9255	MPX-493-PB-XX9255
	Brushed Brass*		MPZ-493-SB-XX9255	MPS-493-SB-XX9255	MPY-493-SB-XX9255	MPX-493-SB-XX9255

*All premium & custom finishes are built & finished to order. These are subject to an extended lead time & MOQ

For 3000K Substitute XX with 30


For 2700K Substitute XX with 27

24V CONSTANT VOLTAGE 16 SERIES

DRIVER COMPATIBILITY

100W | DIMMING: 1-10V

NO. OF LIGHTS PER DRIVER 1 to 9
 VOLTAGE REGION 230V
 FOR NORTH AMERICA No
 WATTAGE 100W
 OUTPUT VOLTAGE 24V
 SUPPLY TYPE Constant Voltage
 DRIVER LOCATION Remote



ORDER CODE PSCV-100-24-A-OS

LENGTH 240mm (9.44") WIDTH 50mm (1.96") HEIGHT 34mm (1.34")



130W | DIMMING: 1-10V

NO. OF LIGHTS PER DRIVER 1 to 12
 VOLTAGE REGION 230V
 FOR NORTH AMERICA No
 WATTAGE 130W
 OUTPUT VOLTAGE 24V
 SUPPLY TYPE Constant Voltage
 DRIVER LOCATION Remote



ORDER CODE PSCV-130-24-A-OS

LENGTH 240mm (9.44") WIDTH 63mm (2.48") HEIGHT 37mm (1.46")



100W | DIMMING: DALI

NO. OF LIGHTS PER DRIVER 1 to 10
 VOLTAGE REGION 230V
 FOR NORTH AMERICA No
 WATTAGE 130W
 OUTPUT VOLTAGE 24V
 SUPPLY TYPE Constant Voltage
 DRIVER LOCATION Remote



ORDER CODE PSCV-100-24-D-EL

LENGTH 388mm (15.2") WIDTH 42mm (1.65") HEIGHT 30mm (1.18")




24V CONSTANT VOLTAGE 16 SERIES

DRIVER COMPATIBILITY

100W | DIMMING: 1-10V

NO. OF LIGHTS PER DRIVER 1 to 9
 VOLTAGE REGION 120V
 FOR NORTH AMERICA Yes
 WATTAGE 100W
 OUTPUT VOLTAGE 24V
 SUPPLY TYPE Constant Voltage
 DRIVER LOCATION Remote



ORDER CODE USCV-100-24-A-MW-ENC

LENGTH 550mm (21.6") WIDTH 65mm (2.60") HEIGHT 57mm (2.25")



96W | DIMMING: PHASE

NO. OF LIGHTS PER DRIVER 1 to 8
 VOLTAGE REGION 120V
 FOR NORTH AMERICA Yes
 WATTAGE 96W
 OUTPUT VOLTAGE 24V
 SUPPLY TYPE Constant Voltage
 DRIVER LOCATION Remote



ORDER CODE USCV-96-24-P-LU

LENGTH 380mm (14.9") WIDTH 77mm (3.03") HEIGHT 57mm (2.24")



100W | DIMMING: DALI

NO. OF LIGHTS PER DRIVER 1 to 8
 VOLTAGE REGION 120V
 FOR NORTH AMERICA Yes
 WATTAGE 100W
 OUTPUT VOLTAGE 24V
 SUPPLY TYPE Constant Voltage
 DRIVER LOCATION Remote



ORDER CODE USCV-100-24-D-EL-ENC

LENGTH 550mm (21.6") WIDTH 65mm (2.60") HEIGHT 57mm (2.25")

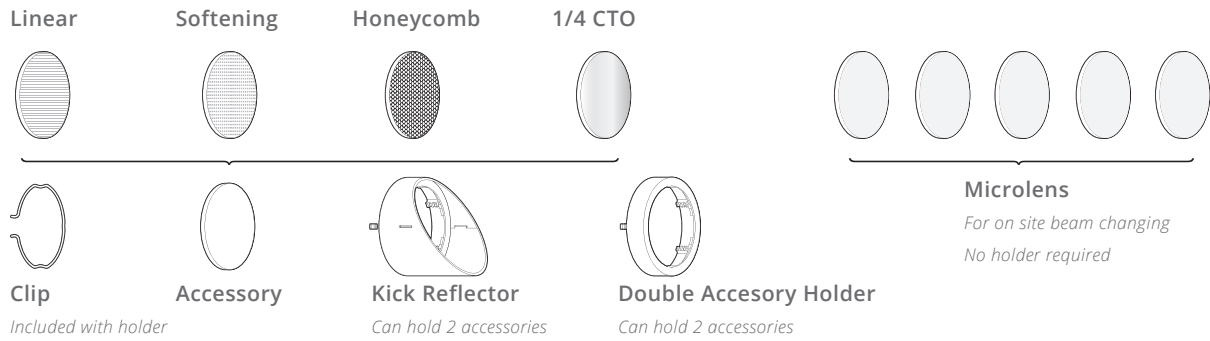


16 SERIES SPOTLIGHT ACCESSORIES

FOR USE WITH EVO 16 | RETRO 16 | MICROSPOT 16

ACCESSORIES

The 16 series track and surface spotlights can accommodate accessories with snap in accessory holders.



Double Accessory Holder

Can hold 2 accessories

HEIGHT 14mm (0.551")
DAIMETER 63mm (2.480")



PART CODE 254-BK

Kick Reflector Accessory Holder

Use only with the Glare Guard Snoot

HEIGHT 54mm (2.126")
DAIMETER 63mm (2.480")

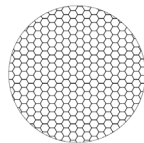


PART CODE 255-BK

Honeycomb Louvre

Enhances glare control

THICKNESS 3.2mm (0.126")
DAIMETER 55mm (2.165")



PART CODE 995-55-BK

1/4 CTO Dichroic

CCT warming - approx 300K

THICKNESS 1.8mm (0.071")
DAIMETER 55mm (2.165")




PART CODE 997-1/4CTO-55

Softening Lens

Heavy Diffusion of beam

THICKNESS 3.2mm (0.126")
DAIMETER 55mm (2.165")



PART CODE 991-55

Linear Lens

Elongates beam

THICKNESS 3.9mm (0.154")
DAIMETER 55mm (2.165")

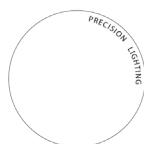


PART CODE 992-55

Microlens

For on site beam angle changes. No holder required.

THICKNESS 1.0mm (0.039")
DAIMETER 49.5mm (1.949")



PART CODE 931-01 Ultra Narrow
931-02 Narrow
931-03 Medium
931-04 Flood
931-05 Wide Flood