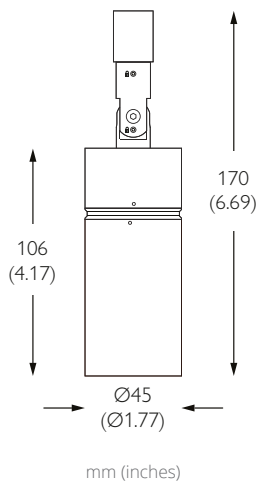


EVO 11 LONG SNOOT

ULTRA NARROW



TECHNICAL DESCRIPTION

Evo 11 Long Snoot is a Constant Voltage single source LED spotlight that is machined from aerospace grade aluminium 6063-T6 and comes as standard in white, black and brushed aluminium along with three premium brass finishes. It has five site-changeable optics for flexible beam distribution and fully lockable bearing aided pan and tilt. The ultra narrow beam in our 4.90W 415lm module has a peak intensity of 7259cd. An accessory holder is available separately that can accommodate 37mm (1.45") lenses and louvers. The Jack Plug is compatible with Precision Lighting's 24V Jack systems. The onboard 24V DC driver ensures overcurrent protection and is not polarity sensitive. An external AC to 24V DC power supply is required.

MECHANICAL & ELECTRICAL

CATEGORY IP20	WATTAGE 4.90W
MATERIAL Machined AL 6063-T6 Machined Brass	FORWARD VOLTAGE 24V
PAN 360°	SUPPLY TYPE Constant Voltage
TILT 180°	DRIVER LOCATION Remote AC to 24VDC
LOCKABLE Pan & Tilt	DIMMING DALI 1-10V
WEIGHT 185g 0.41lb	

MOUNTING

MOUNTING 24V Tracks | 24V Monopoints | Eutrac (Custom)

FINISHES

FINISHES Brushed Aluminium | White RAL9010 | Black RAL9005 | Rubbed Bronze* | Polished Brass* | Brushed Brass *

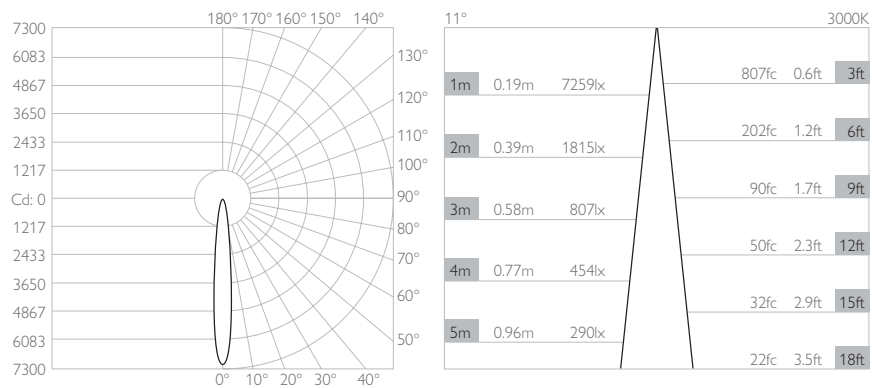
*Premium & custom finishes are built & finished to order. These are subject to an extended lead time & MOQ.

OPTICAL & STANDARDS

NOMINAL LUMENS 415lm	BEAM ANGLE 11°
DELIVERED LUMENS 396lm	CRI 92 TYP
COLOUR TEMPERATURE 2700K 3000K	TM-30 RF: 90 RG: 99
ACCESSORY HOLDER Separate	WARRANTY 5 Years
ACCESSORIES Snoots Louver Lenses 37mm (1.45")	LIFETIME L90B10 100,000hrs
TM65 11.21kgCO2e	STANDARDS
TM66 2.4	



Photometry shown is for 3000K module. Please enquire for other CCT photometry.



STANDARD MOUNTING OPTIONS

LUMINAIRE FINISH	White 9010	BASIS TRACK	MPZ-482-WH-XX9209	MPS-482-WH-XX9209	MPY-482-WH-XX9209	MPX-482-WH-XX9209
	Black 9005		MPZ-482-BK-XX9209	MPS-482-BK-XX9209	MPY-482-BK-XX9209	MPX-482-BK-XX9209
	Brushed Aluminium	BT-482-AL-XX9209	MPZ-482-AL-XX9209	MPS-482-AL-XX9209	MPY-482-AL-XX9209	MPX-482-AL-XX9209
	Rubbed Bronze*	BT-482-RB-XX9209	MPZ-482-RB-XX9209	MPS-482-RB-XX9209	MPY-482-RB-XX9209	MPX-482-RB-XX9209
	Polished Brass*		MPZ-482-PB-XX9209	MPS-482-PB-XX9209	MPY-482-PB-XX9209	MPX-482-PB-XX9209
	Brushed Brass*		MPZ-482-SB-XX9209	MPS-482-SB-XX9209	MPY-482-SB-XX9209	MPX-482-SB-XX9209

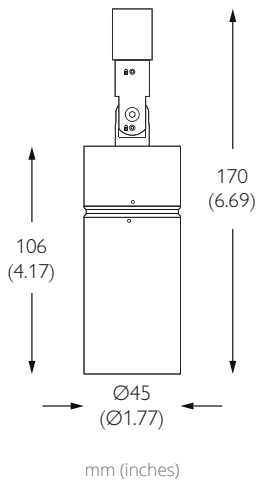
*All premium & custom finishes are built & finished to order. These are subject to an extended lead time & MOQ

For 3000K Substitute XX with 30

For 2700K Substitute XX with 27

EVO 11 LONG SNOOT

NARROW



TECHNICAL DESCRIPTION

Evo 11 Long Snoot is a Constant Voltage single source LED spotlight that is machined from aerospace grade aluminium 6063-T6 and comes as standard in white, black and brushed aluminium along with three premium brass finishes. It has five site-changeable optics for flexible beam distribution and fully lockable bearing aided pan and tilt. The narrow beam in our 4.90W 415lm module has a peak intensity of 5422cd. An accessory holder is available separately that can accommodate 37mm (1.45") lenses and louvers. The Jack Plug is compatible with Precision Lighting's 24V Jack systems. The onboard 24V DC driver ensures overcurrent protection and is not polarity sensitive. An external AC to 24V DC power supply is required.

MECHANICAL & ELECTRICAL

CATEGORY IP20	WATTAGE 4.90W
MATERIAL Machined AL 6063-T6 Machined Brass	FORWARD VOLTAGE 24V
PAN 360°	SUPPLY TYPE Constant Voltage
TILT 180°	DRIVER LOCATION Remote AC to 24VDC
LOCKABLE Pan & Tilt	DIMMING DALI 1-10V
WEIGHT 185g 0.41lb	

MOUNTING

MOUNTING 24V Tracks | 24V Monopoints | Eutrac (Custom)

FINISHES

FINISHES Brushed Aluminium | White RAL9010 | Black RAL9005 | Rubbed Bronze* | Polished Brass* | Brushed Brass *

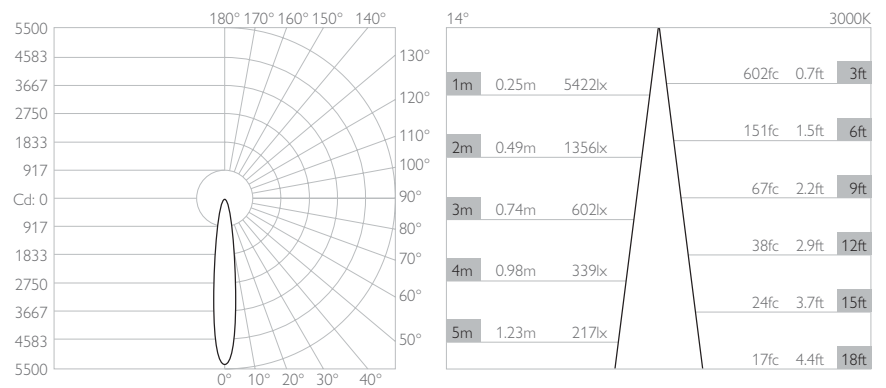
*Premium & custom finishes are built & finished to order. These are subject to an extended lead time & MOQ.

OPTICAL & STANDARDS

NOMINAL LUMENS 415lm	BEAM ANGLE 14°
DELIVERED LUMENS 413lm	CRI 92 TYP
COLOUR TEMPERATURE 2700K 3000K	TM-30 RF: 90 RG: 99
ACCESSORY HOLDER Separate	WARRANTY 5 Years
ACCESSORIES Snoots Louver Lenses 37mm (1.45")	LIFETIME L90B10 100,000hrs
TM65 11.21kgCO2e	STANDARDS
TM66 2.4	



Photometry shown is for 3000K module. Please enquire for other CCT photometry.



STANDARD MOUNTING OPTIONS

LUMINAIRE FINISH	BASIS TRACK	SURFACE MONOPOINT	TRIMLESS MONOPOINT	NODE MONOPOINT	FLAT MONOPOINT
	White 9010		MPZ-482-WH-XX9211	MPS-482-WH-XX9211	MPY-482-WH-XX9211
Black 9005		MPZ-482-BK-XX9211	MPS-482-BK-XX9211	MPY-482-BK-XX9211	MPX-482-BK-XX9211
Brushed Aluminium	BT-482-AL-XX9211	MPZ-482-AL-XX9211	MPS-482-AL-XX9211	MPY-482-AL-XX9211	MPX-482-AL-XX9211
Rubbed Bronze*	BT-482-RB-XX9211	MPZ-482-RB-XX9211	MPS-482-RB-XX9211	MPY-482-RB-XX9211	MPX-482-RB-XX9211
Polished Brass*		MPZ-482-PB-XX9211	MPS-482-PB-XX9211	MPY-482-PB-XX9211	MPX-482-PB-XX9211
Brushed Brass*		MPZ-482-SB-XX9211	MPS-482-SB-XX9211	MPY-482-SB-XX9211	MPX-482-SB-XX9211

*All premium & custom finishes are built & finished to order. These are subject to an extended lead time & MOQ

For 3000K Substitute XX with 30

For 2700K Substitute XX with 27

EVO 11 LONG SNOOT

MEDIUM



TECHNICAL DESCRIPTION

Evo 11 Long Snoot is a Constant Voltage single source LED spotlight that is machined from aerospace grade aluminium 6063-T6 and comes as standard in white, black and brushed aluminium along with three premium brass finishes. It has five site-changeable optics for flexible beam distribution and fully lockable bearing aided pan and tilt. The medium beam in our 4.90W 415lm module has a peak intensity of 3338cd. An accessory holder is available separately that can accommodate 37mm (1.45") lenses and louvers. The Jack Plug is compatible with Precision Lighting's 24V Jack systems. The onboard 24V DC driver ensures overcurrent protection and is not polarity sensitive. An external AC to 24V DC power supply is required.

MECHANICAL & ELECTRICAL

CATEGORY IP20

MATERIAL Machined AL 6063-T6 | Machined Brass

PAN 360°

TILT 180°

LOCKABLE Pan & Tilt

WEIGHT 185g | 0.41lb

WATTAGE 4.90W

FORWARD VOLTAGE 24V

SUPPLY TYPE Constant Voltage

DRIVER LOCATION Remote AC to 24VDC

DIMMING DALI | 1-10V

MOUNTING

MOUNTING 24V Tracks | 24V Monopoints | Eutrac (Custom)

FINISHES

FINISHES Brushed Aluminium | White RAL9010 | Black RAL9005 | Rubbed Bronze* | Polished Brass* | Brushed Brass *

*Premium & custom finishes are built & finished to order. These are subject to an extended lead time & MOQ.

OPTICAL & STANDARDS

NOMINAL LUMENS 415lm

DELIVERED LUMENS 391lm

COLOUR TEMPERATURE 2700K | 3000K

ACCESSORY HOLDER Separate

ACCESSORIES Snoots | Louver | Lenses 37mm (1.45")

TM65 11.21kgCO2e

TM66 2.4

BEAM ANGLE 18°

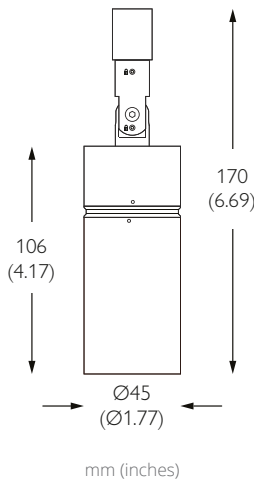
CRI 92 TYP

TM-30 RF: 90 RG: 99

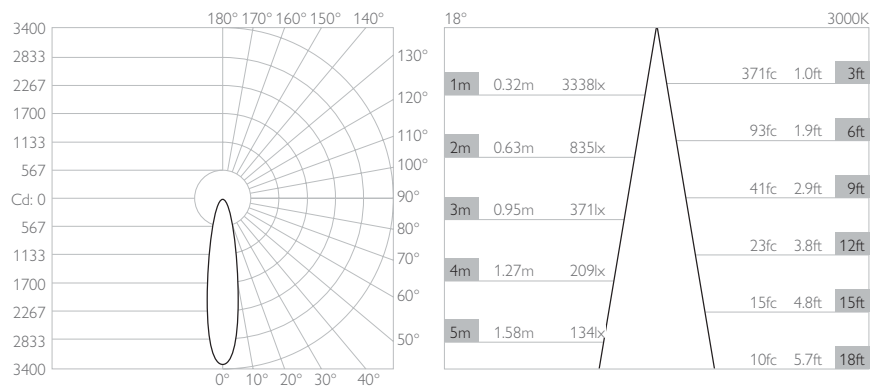
WARRANTY 5 Years

LIFETIME L90B10 100,000hrs

STANDARDS



Photometry shown is for 3000K module. Please enquire for other CCT photometry.



STANDARD MOUNTING OPTIONS

LUMINAIRE FINISH	STANDARD MOUNTING OPTIONS				
	BASIS TRACK	SURFACE MONOPOINT	TRIMLESS MONOPOINT	NODE MONOPOINT	FLAT MONOPOINT
White 9010		MPZ-482-WH-XX9215	MPS-482-WH-XX9215	MPY-482-WH-XX9215	MPX-482-WH-XX9215
Black 9005		MPZ-482-BK-XX9215	MPS-482-BK-XX9215	MPY-482-BK-XX9215	MPX-482-BK-XX9215
Brushed Aluminium	BT-482-AL-XX9215	MPZ-482-AL-XX9215	MPS-482-AL-XX9215	MPY-482-AL-XX9215	MPX-482-AL-XX9215
Rubbed Bronze*	BT-482-RB-XX9215	MPZ-482-RB-XX9215	MPS-482-RB-XX9215	MPY-482-RB-XX9215	MPX-482-RB-XX9215
Polished Brass*		MPZ-482-PB-XX9215	MPS-482-PB-XX9215	MPY-482-PB-XX9215	MPX-482-PB-XX9215
Brushed Brass*		MPZ-482-SB-XX9215	MPS-482-SB-XX9215	MPY-482-SB-XX9215	MPX-482-SB-XX9215

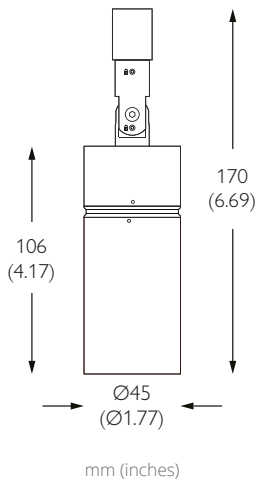
*All premium & custom finishes are built & finished to order. These are subject to an extended lead time & MOQ

For 3000K Substitute XX with 30

For 2700K Substitute XX with 27

EVO 11 LONG SNOOT

FLOOD



TECHNICAL DESCRIPTION

Evo 11 Long Snoot is a Constant Voltage single source LED spotlight that is machined from aerospace grade aluminium 6063-T6 and comes as standard in white, black and brushed aluminium along with three premium brass finishes. It has five site-changeable optics for flexible beam distribution and fully lockable bearing aided pan and tilt. The flood beam in our 4.90W 415lm module has a peak intensity of 1052cd. An accessory holder is available separately that can accommodate 37mm (1.45") lenses and louvers. The Jack Plug is compatible with Precision Lighting's 24V Jack systems. The onboard 24V DC driver ensures overcurrent protection and is not polarity sensitive. An external AC to 24V DC power supply is required.

MECHANICAL & ELECTRICAL

CATEGORY IP20	WATTAGE 4.90W
MATERIAL Machined AL 6063-T6 Machined Brass	FORWARD VOLTAGE 24V
PAN 360°	SUPPLY TYPE Constant Voltage
TILT 180°	DRIVER LOCATION Remote AC to 24VDC
LOCKABLE Pan & Tilt	DIMMING DALI 1-10V
WEIGHT 185g 0.41lb	

MOUNTING

MOUNTING 24V Tracks | 24V Monopoints | Eutrac (Custom)

FINISHES

FINISHES Brushed Aluminium | White RAL9010 | Black RAL9005 | Rubbed Bronze* | Polished Brass* | Brushed Brass *

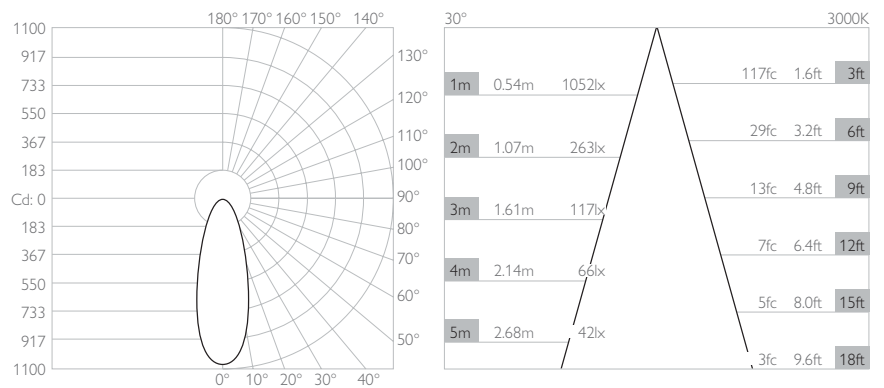
*Premium & custom finishes are built & finished to order. These are subject to an extended lead time & MOQ.

OPTICAL & STANDARDS

NOMINAL LUMENS 415lm	BEAM ANGLE 30°
DELIVERED LUMENS 322lm	CRI 92 TYP
COLOUR TEMPERATURE 2700K 3000K	TM-30 RF: 90 RG: 99
ACCESSORY HOLDER Separate	WARRANTY 5 Years
ACCESSORIES Snoots Louver Lenses 37mm (1.45")	LIFETIME L90B10 100,000hrs
TM65 11.21kgCO2e	STANDARDS
TM66 2.4	



Photometry shown is for 3000K module. Please enquire for other CCT photometry.



STANDARD MOUNTING OPTIONS

	BASIS TRACK	SURFACE MONOPOINT	TRIMLESS MONOPOINT	NODE MONOPOINT	FLAT MONOPOINT	
LUMINAIRE FINISH	White 9010	MPZ-482-WH-XX9225	MPS-482-WH-XX9225	MPY-482-WH-XX9225	MPX-482-WH-XX9225	
	Black 9005	MPZ-482-BK-XX9225	MPS-482-BK-XX9225	MPY-482-BK-XX9225	MPX-482-BK-XX9225	
	Brushed Aluminium	BT-482-AL-XX9225	MPZ-482-AL-XX9225	MPY-482-AL-XX9225	MPX-482-AL-XX9225	
	Rubbed Bronze*	BT-482-RB-XX9225	MPZ-482-RB-XX9225	MPY-482-RB-XX9225	MPX-482-RB-XX9225	
	Polished Brass*		MPZ-482-PB-XX9225	MPS-482-PB-XX9225	MPY-482-PB-XX9225	MPX-482-PB-XX9225
	Brushed Brass*		MPZ-482-SB-XX9225	MPS-482-SB-XX9225	MPY-482-SB-XX9225	MPX-482-SB-XX9225

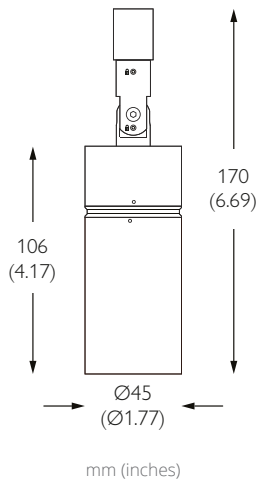
*All premium & custom finishes are built & finished to order. These are subject to an extended lead time & MOQ

For 3000K Substitute XX with 30

For 2700K Substitute XX with 27

EVO 11 LONG SNOOT

WIDE FLOOD



TECHNICAL DESCRIPTION

Evo 11 Long Snoot is a Constant Voltage single source LED spotlight that is machined from aerospace grade aluminium 6063-T6 and comes as standard in white, black and brushed aluminium along with three premium brass finishes. It has five site-changeable optics for flexible beam distribution and fully lockable bearing aided pan and tilt. The wide flood beam in our 4.90W 415lm module has a peak intensity of 383cd. An accessory holder is available separately that can accommodate 37mm (1.45") lenses and louvers. The Jack Plug is compatible with Precision Lighting's 24V Jack systems. The onboard 24V DC driver ensures overcurrent protection and is not polarity sensitive. An external AC to 24V DC power supply is required.

MECHANICAL & ELECTRICAL

CATEGORY IP20	WATTAGE 4.90W
MATERIAL Machined AL 6063-T6 Machined Brass	FORWARD VOLTAGE 24V
PAN 360°	SUPPLY TYPE Constant Voltage
TILT 180°	DRIVER LOCATION Remote AC to 24VDC
LOCKABLE Pan & Tilt	DIMMING DALI 1-10V
WEIGHT 185g 0.41lb	

MOUNTING

MOUNTING 24V Tracks | 24V Monopoints | Eutrac (Custom)

FINISHES

FINISHES Brushed Aluminium | White RAL9010 | Black RAL9005 | Rubbed Bronze* | Polished Brass* | Brushed Brass *

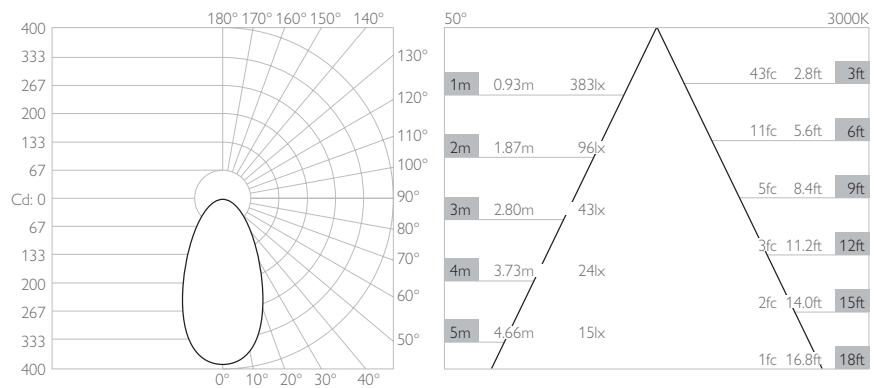
*Premium & custom finishes are built & finished to order. These are subject to an extended lead time & MOQ.

OPTICAL & STANDARDS

NOMINAL LUMENS 415lm	BEAM ANGLE 50°
DELIVERED LUMENS 317lm	CRI 92 TYP
COLOUR TEMPERATURE 2700K 3000K	TM-30 RF: 90 RG: 99
ACCESSORY HOLDER Separate	WARRANTY 5 Years
ACCESSORIES Snoots Louver Lenses 37mm (1.45")	LIFETIME L90B10 100,000hrs
TM65 11.21kgCO2e	STANDARDS
TM66 2.4	



Photometry shown is for 3000K module. Please enquire for other CCT photometry.



STANDARD MOUNTING OPTIONS

LUMINAIRE FINISH	STANDARD MOUNTING OPTIONS				
	BASIS TRACK	SURFACE MONOPOINT	TRIMLESS MONOPOINT	NODE MONOPOINT	FLAT MONOPOINT
White 9010		MPZ-482-WH-XX9245	MPS-482-WH-XX9245	MPY-482-WH-XX9245	MPX-482-WH-XX9245
Black 9005		MPZ-482-BK-XX9245	MPS-482-BK-XX9245	MPY-482-BK-XX9245	MPX-482-BK-XX9245
Brushed Aluminium	BT-482-AL-XX9245	MPZ-482-AL-XX9245	MPS-482-AL-XX9245	MPY-482-AL-XX9245	MPX-482-AL-XX9245
Rubbed Bronze*	BT-482-RB-XX9245	MPZ-482-RB-XX9245	MPS-482-RB-XX9245	MPY-482-RB-XX9245	MPX-482-RB-XX9245
Polished Brass*		MPZ-482-PB-XX9245	MPS-482-PB-XX9245	MPY-482-PB-XX9245	MPX-482-PB-XX9245
Brushed Brass*		MPZ-482-SB-XX9245	MPS-482-SB-XX9245	MPY-482-SB-XX9245	MPX-482-SB-XX9245

*All premium & custom finishes are built & finished to order. These are subject to an extended lead time & MOQ

For 3000K Substitute XX with 30


For 2700K Substitute XX with 27

24V CONSTANT VOLTAGE 16 SERIES

DRIVER COMPATIBILITY

100W | DIMMING: 1-10V

NO. OF LIGHTS PER DRIVER 1 to 9
 VOLTAGE REGION 230V
 FOR NORTH AMERICA No
 WATTAGE 100W
 OUTPUT VOLTAGE 24V
 SUPPLY TYPE Constant Voltage
 DRIVER LOCATION Remote



ORDER CODE PSCV-100-24-A-OS

LENGTH 240mm (9.44") WIDTH 50mm (1.96") HEIGHT 34mm (1.34")



130W | DIMMING: 1-10V

NO. OF LIGHTS PER DRIVER 1 to 12
 VOLTAGE REGION 230V
 FOR NORTH AMERICA No
 WATTAGE 130W
 OUTPUT VOLTAGE 24V
 SUPPLY TYPE Constant Voltage
 DRIVER LOCATION Remote



ORDER CODE PSCV-130-24-A-OS

LENGTH 240mm (9.44") WIDTH 63mm (2.48") HEIGHT 37mm (1.46")



100W | DIMMING: DALI

NO. OF LIGHTS PER DRIVER 1 to 10
 VOLTAGE REGION 230V
 FOR NORTH AMERICA No
 WATTAGE 130W
 OUTPUT VOLTAGE 24V
 SUPPLY TYPE Constant Voltage
 DRIVER LOCATION Remote



ORDER CODE PSCV-100-24-D-EL

LENGTH 388mm (15.2") WIDTH 42mm (1.65") HEIGHT 30mm (1.18")




24V CONSTANT VOLTAGE 16 SERIES

DRIVER COMPATIBILITY

100W | DIMMING: 1-10V

NO. OF LIGHTS PER DRIVER 1 to 9
 VOLTAGE REGION 120V
 FOR NORTH AMERICA Yes
 WATTAGE 100W
 OUTPUT VOLTAGE 24V
 SUPPLY TYPE Constant Voltage
 DRIVER LOCATION Remote



ORDER CODE USCV-100-24-A-MW-ENC

LENGTH 550mm (21.6") WIDTH 65mm (2.60") HEIGHT 57mm (2.25")



96W | DIMMING: PHASE

NO. OF LIGHTS PER DRIVER 1 to 8
 VOLTAGE REGION 120V
 FOR NORTH AMERICA Yes
 WATTAGE 96W
 OUTPUT VOLTAGE 24V
 SUPPLY TYPE Constant Voltage
 DRIVER LOCATION Remote



ORDER CODE USCV-96-24-P-LU

LENGTH 380mm (14.9") WIDTH 77mm (3.03") HEIGHT 57mm (2.24")



100W | DIMMING: DALI

NO. OF LIGHTS PER DRIVER 1 to 8
 VOLTAGE REGION 120V
 FOR NORTH AMERICA Yes
 WATTAGE 100W
 OUTPUT VOLTAGE 24V
 SUPPLY TYPE Constant Voltage
 DRIVER LOCATION Remote



ORDER CODE USCV-100-24-D-EL-ENC

LENGTH 550mm (21.6") WIDTH 65mm (2.60") HEIGHT 57mm (2.25")

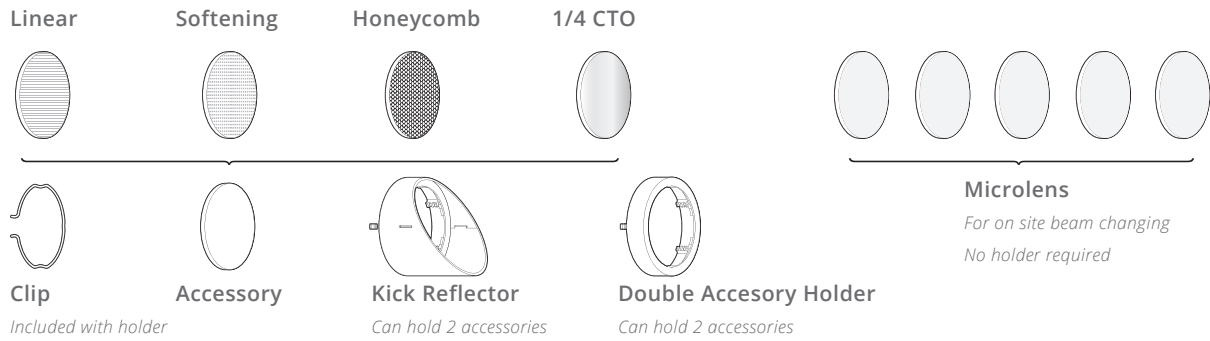


11 SERIES SPOTLIGHT ACCESSORIES

FOR USE WITH EVO 11 | RETRO 11 | MICROSPOT 11

ACCESSORIES

The 11 series track and surface spotlights can accommodate accessories with snap in accessory holders.



Double Accessory Holder

Can hold 2 accessories

HEIGHT 13mm (0.512")
DAIMETER 43mm (1.693")



PART CODE 244-BK

Kick Reflector Accessory Holder

Use only with the Glare Guard Snoot

HEIGHT 40mm (1.575")
DAIMETER 43mm (1.693")

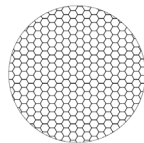


PART CODE 245-BK

Honeycomb Louvre

Enhances glare control

THICKNESS 3.2mm (0.126")
DAIMETER 37mm (1.260")



PART CODE 995-37-BK

1/4 CTO Dichroic

CCT warming - approx 300K

THICKNESS 1.8mm (0.071")
DAIMETER 37mm (1.260")




PART CODE 997-1/4CTO-37

Softening Lens

Heavy Diffusion of beam

THICKNESS 3.2mm (0.126")
DAIMETER 37mm (1.260")



PART CODE 991-37

Linear Lens

Elongates beam

THICKNESS 3.9mm (0.154")
DAIMETER 37mm (1.260")

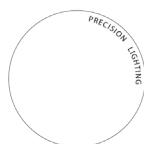


PART CODE 992-37

Microlens

For on site beam angle changes. No holder required.

THICKNESS 1.0mm (0.039")
DAIMETER 29.5mm (1.14")



PART CODE 911-01 Ultra Narrow
911-02 Narrow
911-03 Medium
911-04 Flood
911-05 Wide Flood