



Dynamic white DMX wall-mount controller is a fully touch sensitive controller designed in accordance with standard protocol DMX512. Offers fast and accurate color temperature adjustment and brightness dimming of natural white, warm white and cold white. Designed with a touch color wheel, the DMX512 controller can adjust color temperature and brightness for all white LEDs smoothly and accurately. The DMX controller can control 1 zone with endless decoders.

Operating voltage
12 - 24V DC

Features

- 1 zone
- 6 color scenes
- DMX Control
- Touch Sensitive Glass Surface
- Dimming and Speed Control
- Memory Function
- Easily Fits Standard US Switch Boxes

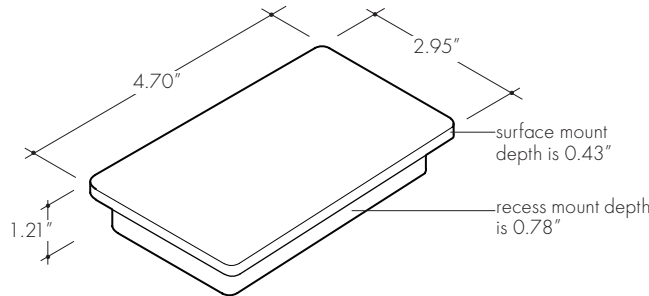
Color parameters

- Brightness
- Saturation
- Primary colors
- Fading
- Color changing speed

Interference may be caused if other devices are operating in close range of 869.5Mhz frequency.

Ordering Code

MODEL
DW-DMX
DW-DMX - DMX controller



DMX decoder

DMX signal to RGBW decoder (required to operate DMX controller)



Translates controller DMX512 programs for RGB and white LED strips.

Unique DMX address for the decoder can be set easily and displayed by the numeric display on the case. Changing and resetting the DMX address requires manual input.

Use power repeater to expand output.

Operating voltage
12-36 VDC

Power capacity
up to 96W at 24V

Operating temperature range
from -4 ° F to +122 ° F in case

ORDERING CODE

Model
DDMX-RGBW
DDMX-RGBW - DMX decoder

Power supply

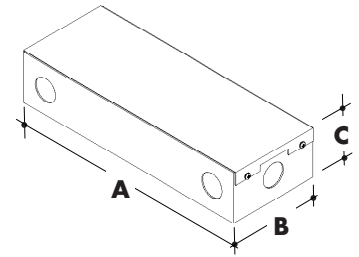
See fixture and power supply instructions & spec sheet for wiring information. Dimming possible in select models - view luminii website for list of compatible dimmers.

Non-Dimming:

MODEL	POWER	OUTPUT	DIMMING	LOCATION
PSV	40	24V	U2ND	D
PSV - PSV Series	40 - 40 W 60 - 60 W 96 - 96 W	24 - 24 VDC	U2ND - Non Dimming	D - Dry Location IP65 - Wet Location

- Requires a controller & a decoder to work properly

MODELS	PSV Dry	PSV Wet
A Length	9.2"	9.5"
B Width	3.4"	4.12"
C Depth	1.9"	2.3"

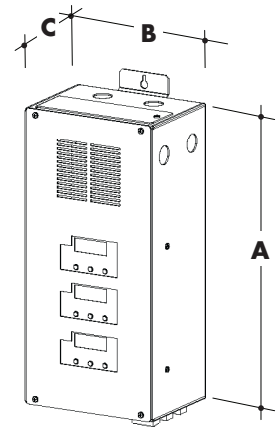


DMX:

MODEL	POWER	OUTPUT
PSDMX	96	24
PSDMX - DMX Power Supply	96 - 96 WATT 3X96 - 3 X 96 WATT	24 - 24 VDC

- Features eldoLED's LINEARdrive configurable dimmable drivers

MODELS	96 W	3 x 96 W
A Length	14.40"	15.75"
B Width	5.20"	6.60"
C Depth	2.60"	4.80"



System Diagram

All parts sold separately

wiring w/ decoder

