

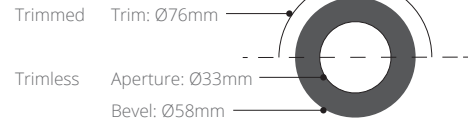
MINIMO PRO

WITH PRECISION PLUS LIGHT ENGINE



KEY FEATURES

- Fixed or 35° adjustable tilt
- Tool-less site changeable optics
- High power COB light engine
- Ultra high CRI and R9
- Beveled or Pinhole aesthetic
- Trimmed or Trimless



Minimo Pro features the all-new Precision Plus light engine: Precision Plus offers specifiers the option of 1000+ lumen and ultra-high CRI (98CRI & 90+ R9) all through a single source TIR optic. This is a constant current downlight machined from aerospace grade aluminum 6063-T6 and comes with a range of standard and premium finishes. It has four tool-less site changeable optics for flexible beam distribution. Minimo Pro has up to 35° tilt whilst the integral accessory holder can accommodate a lens or louvre for additional glare control.

PERFORMANCE DATA

DELIVERED OUTPUT	1000lm (at 3000K)	WATTAGE	12.6W
BEAM ANGLES	19° 25° 37° 50°	ELECTRICAL	18V 700mA
CCT	2400K 2700K 3000K 4000K	DRIVER LOCATION	Remote
CRI	92TYP - 2400K 98TYP - 2700K/3000K 95TYP - 4000K	REMOTE DRIVERS	DALI 0-10V
TM-30	R9: 95 RF: 95 RG: 101 (at 3000K)	ACCESSORIES	Louwer Lenses
BINNING	2 SDCM	ACCESSORY HOLDER	Integral
LIFETIME	L90 50,000 hrs min	TM65	13.09kgCO2e
WARRANTY	5 Years	TM66	2.2

MECHANICAL & MOUNTING

LOCATION	IP20 IP54 available	MOUNTING	Recessed
ADJUSTABILITY	Fixed or 35° Tilt, 360° Rotation	CEILING THICKNESS	3-25mm
OPTICS	Site Changeable	CUTOUT	65mm
WEIGHT	250g	MIN VOID HEIGHT	130mm
MATERIAL	Machined AL 6063-T6		

BEVELED APERTURE ORDER CODE

TRIM TYPE	FUNCTION	TRIM FINISH	APERTURE FINISH	CCT	BEAM ANGLE
RCD- Trimmed RCT- Trimless	FIXED 631C- IP20 633C- IP54	X Trimless W White RAL9010 B Black RAL9005 A Brushed Aluminium R Rubbed Bronze ¹ P Polished Brass ¹ S Brushed Brass ¹ C Polished Chrome ¹	W- White RAL9010 B- Black RAL9005 G- Matt Gold Paint	2490 2400K 2798 2700K 3098 3000K	NA Narrow 19° ME Medium 25° WD Wide 37° VW Very Wide 50°

PINHOLE APERTURE ORDER CODE

TRIM TYPE	FUNCTION	TRIM FINISH	APERTURE FINISH	CCT	BEAM ANGLE
RCD- Trimmed RCT- Trimless	FIXED 632C- IP20 634C- IP54	X Trimless W White RAL9010 B Black RAL9005	W- White RAL9010 B- Black RAL9005	2490 2400K 2798 2700K 3098 3000K	NA Narrow 19° ME Medium 25° WD Wide 37° VW Very Wide 50°

¹: Premium & custom finishes are built to order, subject to an extended lead time.

Code example
RCD-635C-BG-2798ME

DRIVER ORDER CODE

PSCC-20-700-A-EL 0-10V Dim 0.1%

PSCC-20-700-D-EL DALI Dim 0.1%

Need a dimming protocol not listed here?
Contact us for our extended range of driver options

TRIM & APERTURE TYPES



TRIMMED
PINHOLE



TRIMLESS
PINHOLE




TRIMMED
BEVELED



TRIMLESS
BEVELED

TRIM FINISHES



WHITE

BLACK

BRUSHED
ALUMINUM

POLISHED
BRASS


BRUSHED
BRASS

RUBBED
BRONZE

POLISHED
CHROME

APERTURE FINISHES

BEVELED



BLACK

MATTE GOLD

WHITE

PINHOLE



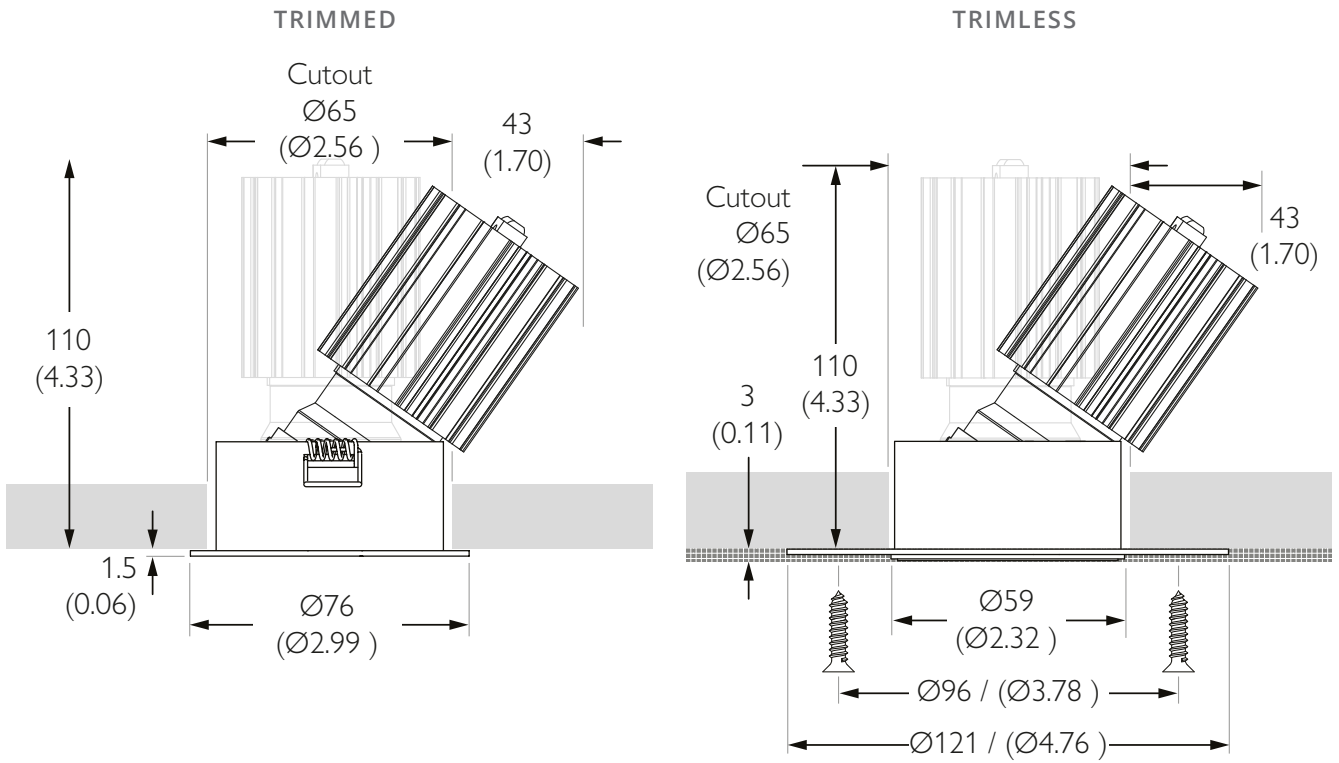
WHITE

BLACK

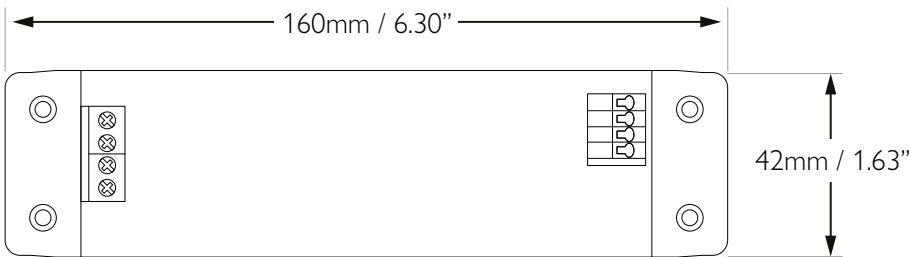
MINIMO PRO

WITH PRECISION PLUS LIGHT ENGINE

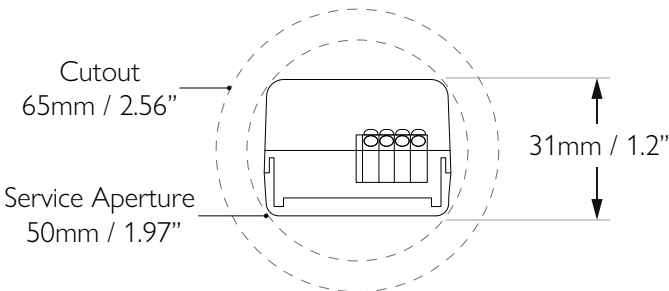
DIMENSIONS



REMOTE DRIVER DETAIL



Dimming Type	0-10V
Min Dim Level	0.1%
Voltage In	230V
Manufacturer Code	Eldoled PSCC-20-700-A-EL
Dimming Type	DALI
Min Dim Level	0.1%
Voltage In	230V
Manufacturer Code	Eldoled PSCC-20-700-D-EL



MINIMO PRO

WITH PRECISION PLUS LIGHT ENGINE

OUTPUT SCALING

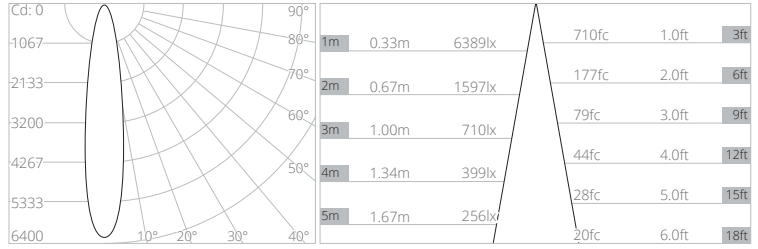

CCT	Multiplier	CRI	R9	Rf	Rg	Max Delivered lm
2400K	0.97	92	90	90	99	970lm
2700K	0.93	98	95	95	101	931lm
3000K	1.00	98	95	95	100	1001lm
3500K	1.05	98	95	95	99	1051lm
4000K	1.05	95	90	90	99	1051lm

All diagrams and data measured at 3000K.

PHOTOMETRY

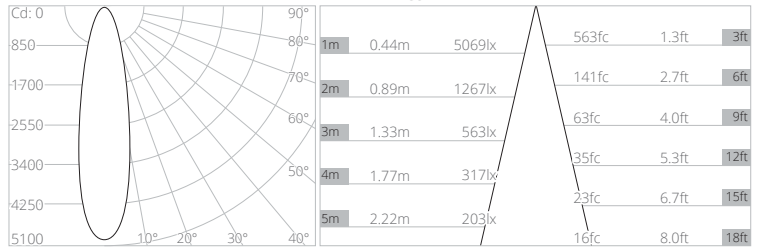

NARROW BEAM

BEAM ANGLE 19°
DELIVERED LUMENS 887lm
UGR 12.2
PEAK INTENSITY 6389cd



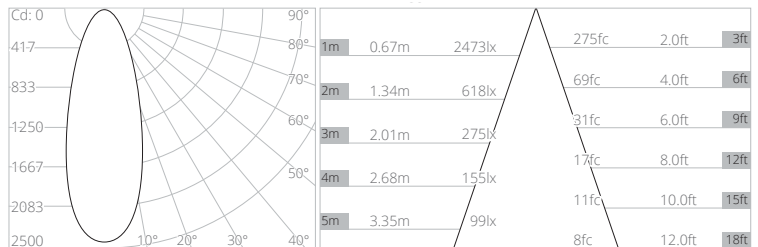

MEDIUM BEAM

BEAM ANGLE 25°
DELIVERED LUMENS 1001lm
UGR 12.3
PEAK INTENSITY 5069cd



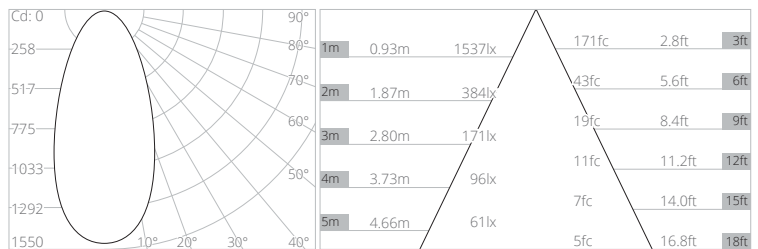

WIDE BEAM

BEAM ANGLE 37°
DELIVERED LUMENS 997lm
UGR 12.4
PEAK INTENSITY 2473cd



VERY WIDE BEAM

BEAM ANGLE 50°
DELIVERED LUMENS 912lm
UGR 19.9
PEAK INTENSITY 1537cd



MINIMO PRO

WITH PRECISION PLUS LIGHT ENGINE

ACCESSORIES

The Minimo Pro can accommodate 1 accessory with no additional holder required as standard.

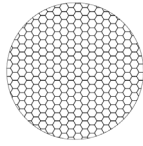
Honeycomb Louver

Enhances glare control

THICKNESS 3.2mm

DAIMETER 32mm

PART CODE 995-32-BK



1/4 CTO Dichroic

CCT warming - approx 300K

THICKNESS 1.8mm

DAIMETER 32mm

PART CODE 997-1/4CTO-32



LUMINAIRE MODULE DETAILS

