

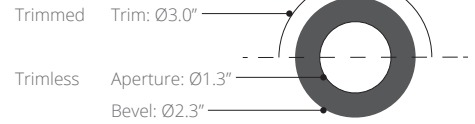
MINIMO PRO

WITH DYNAMIC WHITE LIGHT ENGINE



KEY FEATURES

- Fixed or 35° adjustable tilt
- Tool-less field changeable optics
- High power COB light engine
- Beveled or Pinhole aesthetic
- Trimmed or Trimless
- IC rated



Minimo Pro features the all-new Precision Dynamic White light engine: Precision Dynamic White offers specifiers tunable CCT ranges (1800-3000K and 2700-5000K) all through a color mixing TIR optic. This is a constant current downlight machined from aerospace grade aluminum 6063-T6 and comes with a range of standard and premium finishes. It has four tool-less field changeable optics for flexible beam distribution. Minimo Pro has up to 35° tilt whilst the integral accessory holder can accommodate a lens or louver for additional glare control.

PERFORMANCE DATA

DELIVERED LUMENS	900lm (at 3000K)	WATTAGE	12.6W
BEAM ANGLES	25° 32° 46° 56°	VOLTAGE IN	120-277 VAC
CCT	1800K - 3000K 2700K - 5000K	DRIVER LOCATION	Remote only
CRI	92TYP	REMOTE DRIVERS	0-10V (dim and cct control)
TM-30	RF: 90 RG: 99 (at 3000K)	ACCESSORIES	Louver Lenses
BINNING	3-step	ACCESSORY HOLDER	Integral
LIFETIME	L90 50,000 hrs min		
WARRANTY	5 Years		

MECHANICAL & MOUNTING

LOCATION	Suitable for damp locations	MOUNTING	Recessed, IC Rated
ADJUSTABILITY	Fixed or 35° Tilt, 360° Rotation	CEILING THICKNESS	0.12-1.00"
OPTICS	Field Changeable	CUTOUT	Ø2.67"
WEIGHT	5.15 lb (luminaire with IC enclosure)	MIN PLENUM HEIGHT	5.25"
MATERIAL	Machined AL 6063-T6 (luminaire)		

ORDERING CODE

FIXTURE

MODEL	FUNCTION	TRIM TYPE	APERTURE	CCT	OUTPUT	BEAM ANGLE	TRIM FINISH	APERTURE FINISH
MP Minimo Pro	F- Fixed A- Adjustable	L Trimless T Trimmed	F- Flat pinhole B- Beveled	TW3- 1800-3000K TW5- 2700-5000K	10- 1000lm 12.6W	M- Medium 25° W- Wide 32° V- Very Wide 46° U- Ultra Wide 56°	XX Trimless WH White 9010 BK Black 9005	WH White 9010 BK Black 9005
								Pinhole finish options
								Beveled finish options
								AL Brushed aluminum

HOUSING / DRIVER

MODEL	TYPE	TRIM TYPE	OUTPUT	DRIVER
MP Minimo Pro	HIC- Housing IC Rated HCP- Housing Chicago Plenum Rated	TRIM TYPE Entered from Fixture above	10- 1000lm 12.6W	Remote driver 210L 0-10V Linear 0.1% dim 210G 0-10V Log 0.1% dim TW3DALI8 DALI DT8 3000K-1800K 0.1% dim TW5DALI8 DALI DT8 5000K-2700K 0.1% dim

Premium

Code example
Fixture: MPA-TF-TW3-10-N-WHWH
Housing / Driver: MP-HIC-T-10-210G

Notes - 1: Premium & custom finishes are built to order, subject to an extended lead time.

LUMINAIRE

INFO@LUMINII.COM

7777 MERRIMAC AVE
NILES, IL 60714
224-333-6033

VERSION 11.23

LUMINII.COM

MINIMO PRO

WITH DYNAMIC WHITE LIGHT ENGINE

TRIM & APERTURE TYPES



TRIMMED
PINHOLE



TRIMLESS
PINHOLE



TRIMMED
BEVELED



TRIMLESS
BEVELED


TRIM FINISHES




WHITE




BLACK




BRUSHED
ALUMINUM




POLISHED
BRASS



BRUSHED
BRASS



RUBBED
BRONZE




POLISHED
CHROME

APERTURE FINISHES


BEVELED



BLACK



MATTE GOLD



WHITE

PINHOLE



WHITE

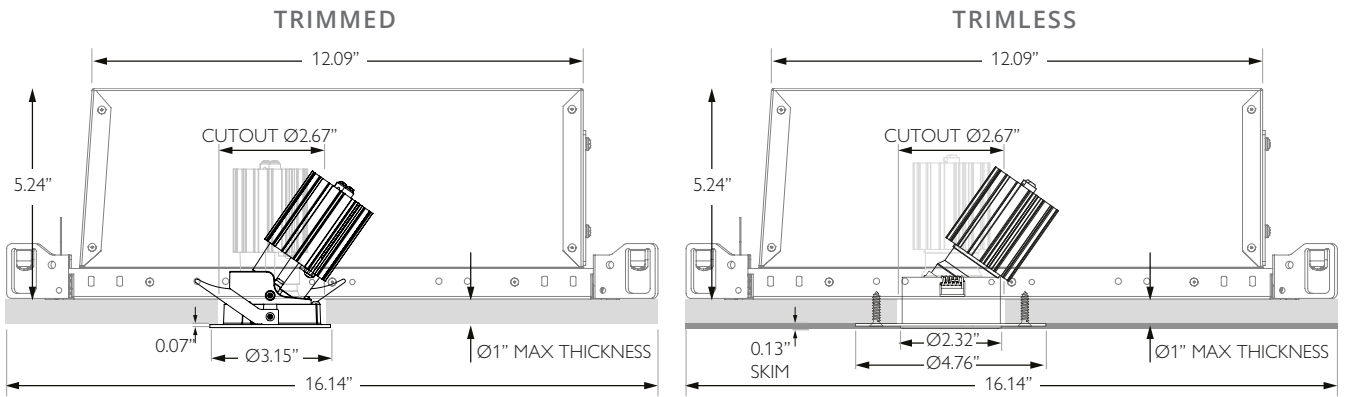


BLACK

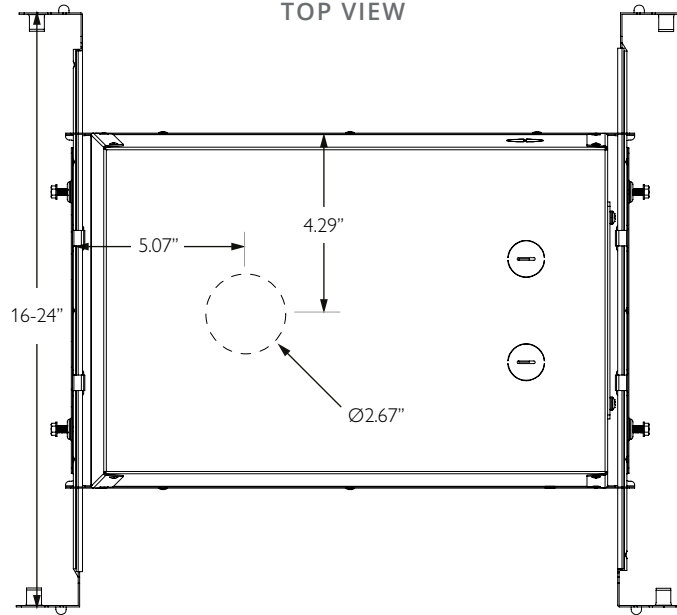
MINIMO PRO

WITH DYNAMIC WHITE LIGHT ENGINE

TRIM DETAIL

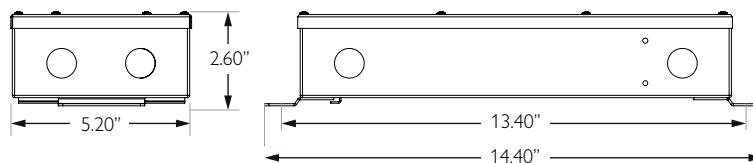


TOP VIEW



Notes - No Integral driver option, remote driver required in conjunction with Luminaire IC enclosure

REMOTE DRIVER HOUSING DETAIL



Notes - Remote driver required

MINIMO PRO

WITH DYNAMIC WHITE LIGHT ENGINE

OUTPUT SCALING

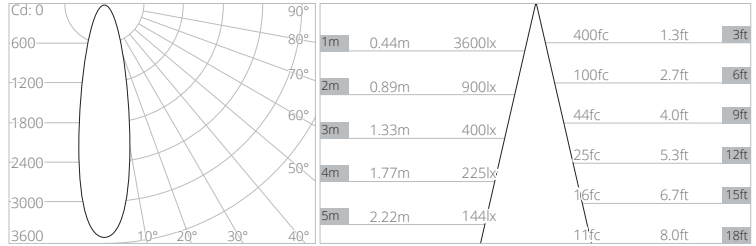

CCT	Multiplier	CRI	R9	Rf	Rg	Max Delivered lm
1800K	0.57	92	68	90	99	514lm
2400K	0.77	92	80	90	99	695lm
3000K	1.00	92	75	90	99	902lm
4000K	1.05	91	70	89	99	947lm
5000K	1.06	91	65	89	99	956lm

All diagrams and data measured at 3000K.

PHOTOMETRY

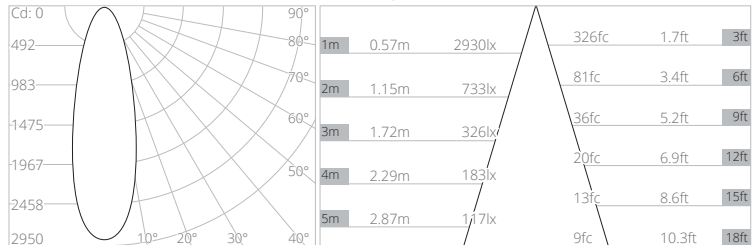

MEDIUM BEAM

BEAM ANGLE 25°
DELIVERED LUMENS 874lm
UGR 14.3
PEAK INTENSITY 3600cd



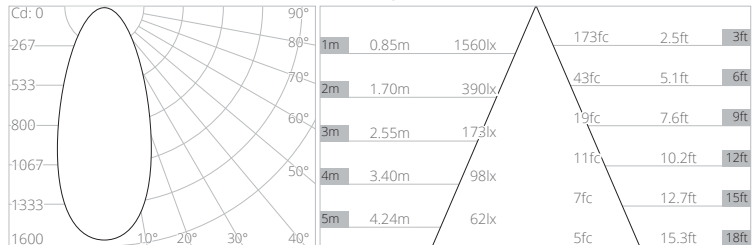

WIDE BEAM

BEAM ANGLE 32°
DELIVERED LUMENS 902lm
UGR 14.5
PEAK INTENSITY 2930cd



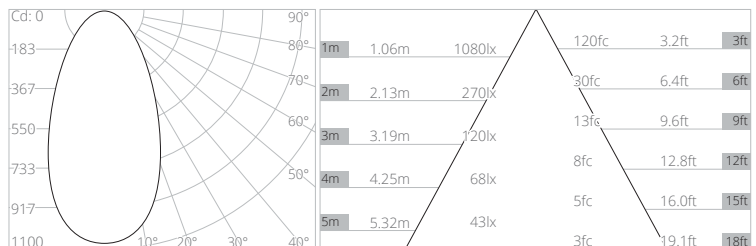

VERY WIDE BEAM

BEAM ANGLE 46°
DELIVERED LUMENS 892lm
UGR 16.0
PEAK INTENSITY 1560cd



ULTRA WIDE BEAM

BEAM ANGLE 56°
DELIVERED LUMENS 877lm
UGR 19.9
PEAK INTENSITY 1080cd



MINIMO PRO

WITH DYNAMIC WHITE LIGHT ENGINE

ACCESSORIES

The Minimo Pro can accommodate 1 accessory with no additional holder required as standard.

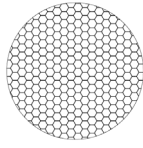
Honeycomb Louver

Enhances glare control

THICKNESS 0.126"

DAIMETER 1.260"

PART CODE 995-32-BK



1/4 CTO Dichroic

CCT warming - approx 300K

THICKNESS 0.071"

DAIMETER 1.260"

PART CODE 997-1/4CTO-32



LUMINAIRE MODULE DETAILS

