

LETO 44 P LRG

PENDANT LED DOWNLIGHT



Leto 44 P LRG - Pendant LED Downlight. Solid, striking and bold, Leto 44 P LRG is the flagship of the Leto 44 Range. Its tall and slender figure mixed with hard lines will make a statement in any space.

Ordering Code

Fixture	702							
	1	2	3	4	5	6	7	8
Driver							--	--
	1	2	3	4	5	6	7	8

Product Specifications

SAMPLE: Fixture **702 - A90 - 615 - 27 - 07 - DL - 08 - 01** | Driver **952 - 08 - 02 - 01 - STD - 120 - A90 - 07**

1 - Model	2 - LED	3 - Optic	4 - CCT	5 - Lumen	6 - Accessory
702 · Leto 44 Large Pendant	A90 · 93+ CRI Accuracy	<i>Faceted</i> 615 · 15° 630S · 30° 630 · 30° 645S · 45° 645 · 45° 660 · 60°	25 · 2500K 27 · 2700K 30 · 3000K 35 · 3500K 40 · 4000K 65 · 6500K	07 · 700 (6.1W) 10 · 1000 (9.1W) 15 · 1500 (14W) 20 · 2000 (19.8W) 30 · 3000 (29.4W) 35 · 3500 (33.7W)	00 · No Accessory DL · Diffusing Lens HO · Honeycomb SL · Solite Lens

7 - Body Color	8 - Baffle Color	1 - Canopy Style	2 - Canopy Color	3 - Suspension (6' incl.)
<i>Standard</i> 01 · White 02 · Black 08 · Silver	<i>Premium</i> 52 · Mocha 53 · Charcoal 54 · Cerulean 55 · Firebrick XX · RAL	<i>Standard</i> 01 · White 02 · Black 08 · Silver	<i>Premium</i> 52 · Mocha 53 · Charcoal 54 · Cerulean 55 · Firebrick XX · RAL	956 · Square
			<i>Standard</i> 01 · White 02 · Black 08 · Silver	<i>Premium</i> 52 · Mocha 53 · Charcoal 54 · Cerulean 55 · Firebrick XX · RAL
				02 · 2 Aircraft + Feed Cable 03 · Solid Stem (6' MAX) 04 · Hang Straight Solid Stem 05 · 2 Powered Aircraft* <i>Contact Senso for specific length</i>

4 - Suspension Color	5 - Driver	Dim Level	Dim Level	6 - Voltage	7 - LED	8 - Lumen
00 · None* 01 · White 02 · Black 03 · Clear XX · Custom	STD · Non Dimming LCS · 0 - 10 Volt Protocol DIM · Phase** ELDOLC · EldoLED 0 - 10 Volt DALI · Dali Protocol	N/A 1% 1% 0.1% 0.1%	LUTES · Hilume Ecodigital LUT2W · 2 Wire for phase** DMX · Senso** EMG · Emergency Driver** ^{3/4} CSMB · Casambi Wireless Control** ^{3/4}	1% 1% 	120 · 120V 277 · 277V 347 · 347V** ^{3/5}	Same as Fixture Same as Fixture


*1 no suspension color option for **05** - 2 Powered Aircraft
*2 120V only
*3 remote mount
*4 second driver required
*5 not available with ELDO, Lutron or DMX

LETO 44 P LRG


PENDANT LED DOWNLIGHT

Suspension


**2 Aircraft Cable
w/ Feed Cable**



Solid Stem



2 Powered Aircraft



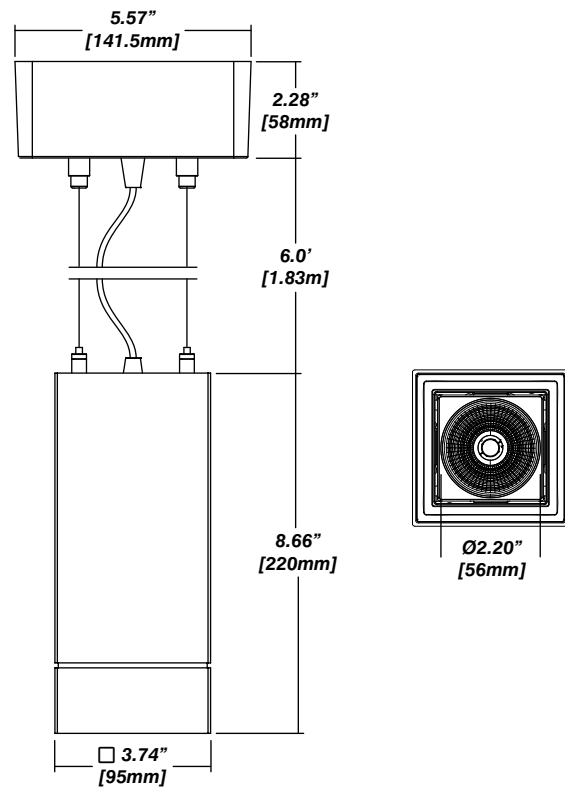
Installation

- The included canopy fits on a standard junction box
- Height adjustable aircraft cable, feed cable or solid stem suspension (specify height) included
- Electrical feed cable included

Construction / Finish


- High quality, scratch resistant powder coated finish in standard, premium or custom colors
- Aluminum extruded Body
- Made in Canada

Dimensions




Accessories


Diffusing Lens



Honeycomb Mesh



Solite Lens



Reflector

Senso metal spun faceted reflectors are specifically designed to retain as much light as possible. This results in a more power efficient fixture with a higher delivered lumen.



Canopy

Square Canopy: W/L - 5.67" [144mm] / H - 2.28" [58mm]

Drivers mounted in the Square Canopy: **STD, LCS, DIM, ELDOLC, DALI, LUTES**

Drivers remote mounted: **DMX, EMG, CSMB**

**2 Aircraft Cable
w/ Feed Cable**



**2 Powered
Aircraft Cable**



Solid Stem



**Hang Straight
Solid Stem**



LETO 44 P LRG

PENDANT LED DOWNLIGHT

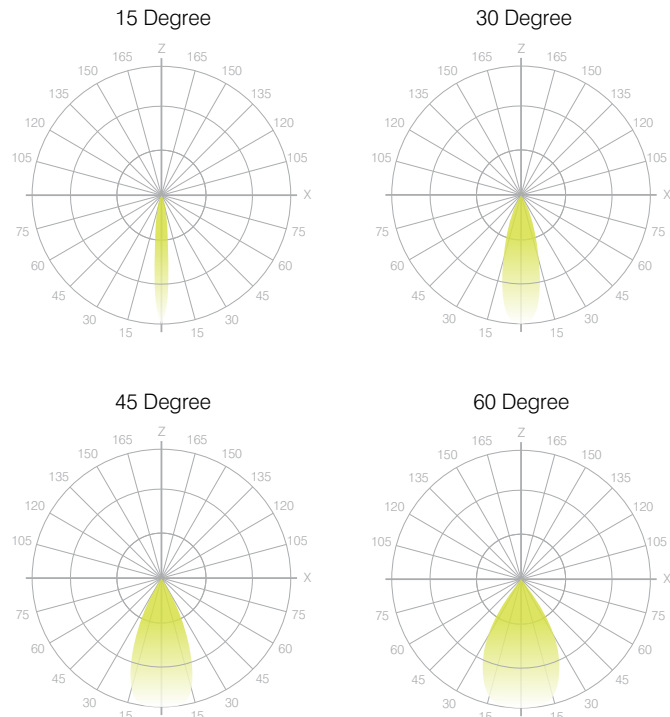


Photometrics

Senso's in-house photometric testing ensures that our lighting design can match your needs precisely. Our Goniophotometer and testing lab produces on-demand photometry files based on any specified fixture, including LM-79 Test reports, IES Files, and CRI/CCT measurements. See Sensolighting.com for more information.

**Full photometric Reports and IES files available for every configuration*

Leto 44 Light Distribution



Color Metrics

TM 30-15

Our clients deserve the best information possible about their lighting choices. That's why Senso has invested in the Illuminating Engineering Society (IES) TM 30-15, a new system that measures an LED light source's color rendering properties. Using Senso's state-of-the-art goniophotometer, this method identifies the optimal light source for your project and helps evaluate the trade-offs between efficacy and color rendering. Senso can provide TM 30-15 data for all of our products.

**Full Color Metric Info Available at Sensolighting.com*

LED Module Performance

Output: Up to 113 lumen/Watt

Efficacy: Color consistency within a 3-MacAdam Ellipse

CCT: 2500K - 6500K

Color Rendering: 93+ CRI

Min. R Values: R⁹ - 60 R^f - 90 R^a - 100

Driver and Power Consumption

Dimming: 1% dimming standard with 0.1% option

Casambi wireless control available

Ripple: Industry leading Low ripple

Efficiency: Power Factor >0.9

Efficiency over 85%

Class 2 output for safety

Installation: Remote mounted

Lumen Option	700lm	1000lm	1500lm	2000lm	3000lm	3500lm
Fixture Wattage	6.1W	9.1W	14W	19.8W	29.4W	33.7W
Delivered Lumen	691lm	1018lm	1513lm	2065lm	2899lm	3213lm