

LETO 16

FIELD CUSTOMIZABLE TRACK LED SPOTLIGHT



Leto 16 - Track Mount Spotlight. Leto 16 LED spotlight track offers a sophisticated touch of modern design. Featuring intuitive field swappable accessories and reflectors, the Leto 16 can adapt to the space you make. It can be used to accent fashionable retail spaces, up-scale offices and wherever one wants to reflect the building's design and class.

Ordering Code

Fixture

Driver

Product Specifications

SAMPLE: Fixture **655 - A90 - 618 - 27 - 07 - SNDL - 02** | Driver **STD - 120 - A90 - 07**

1 - Model	2 - LED	3 - Optic	4 - CCT	5 - Lumen	6 - Accessory
655 · Leto 16 (one circuit)	A90 · 93+ CRI Accuracy	618 · 18°	25 · 2500K	07 · 700 (7.5W)	00 · No Accessory DL · Diffusing Lens HO · Honeycomb SN · Snoot BD · Barndoor SNHO · Snoot & Honeycomb SNDL · Snoot & Diffusing Lens HODL · Honeycomb & Diffusing Lens SNHODL · Snoot, Honeycomb & Diffusing Lens
656 · Leto 16 (two circuit)		630 · 30°	27 · 2700K	10 · 1000 (10.2W)	
658 · Leto 16* (three circuit)		645 · 45°	30 · 3000K	15 · 1500 (16.4W)	
	660 · 60°	35 · 3500K	20 · 2000 (22W)		
			40 · 4000K	30 · 3000 (33.7W)	
			65 · 6500K		
7 - Finish	1 - Driver	Dim Level	2 - Voltage	3 - LED	4 - Lumen
01 · White	STD · Non Dimming	N/A	120 · 120V	Same as Fixture	Same as Fixture
02 · Black	LCS · 0 - 10 Volt Protocol	1%	277 · 277V		
08 · Silver	DIM · Phase* ¹	1%			
XX · Custom					

*1 120V only

Project : _____
 Quantity : _____
 Type : _____
 Notes : _____

LETO 16

FIELD CUSTOMIZABLE TRACK LED SPOTLIGHT

Accessories

Barn-door

- Limits the glare and allows you to control the direction of the light beam
- Flaps can be adjusted and lock in place



Honeycomb

- 95% open area with 45° cut-off
- Made from cold-rolled steel
- Black polymer coating with eggshell finish



Diffusing Lens

- High quality frosted acrylic
- No hot spots
- High transmission for general lighting



Snoot

- Controlled beam
- Color matched to fixture body
- Reduced glare when viewing at angles



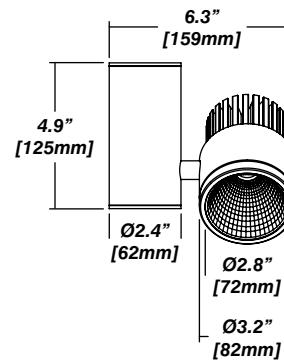
General

- 350° rotation
- 0° to 130° tilt and lock
- Includes single or dual phase track adapter (contact Senso for triple phase)
- Field customizable accessories and reflectors

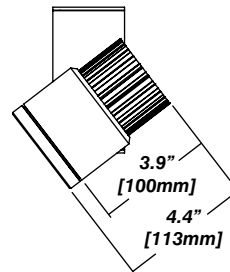
Construction / Finish

- CNC Aluminum Trim and Casing
- High quality, scratch resistant powder coated finish in standard, premium or custom colors
- Made in Canada

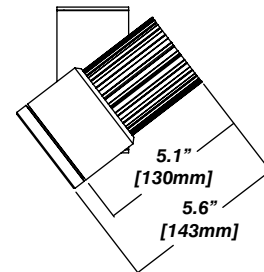
Dimensions



Short Heat Sink 700lm & 2000lm

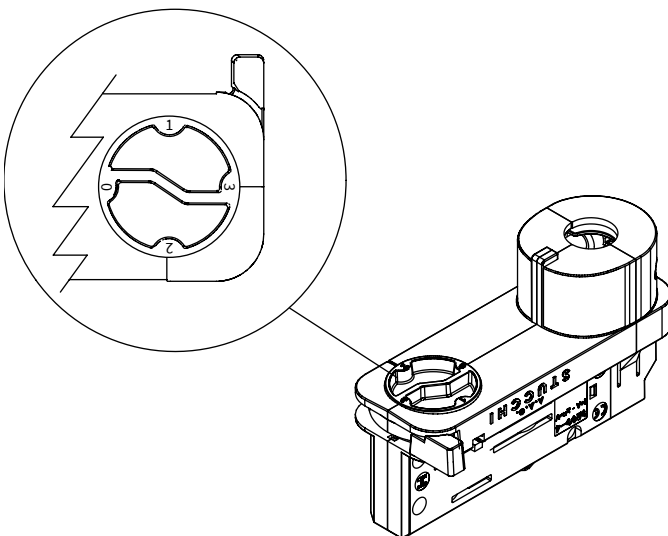


Tall Heat Sink 3000lm & 3500lm



1 / 2 / 3 Circuit Switch

When the track is connected to a two or three-circuit system, it is possible to select the phase (L1, L2 or L3) of each luminaire in your system using the selector under the adapter.



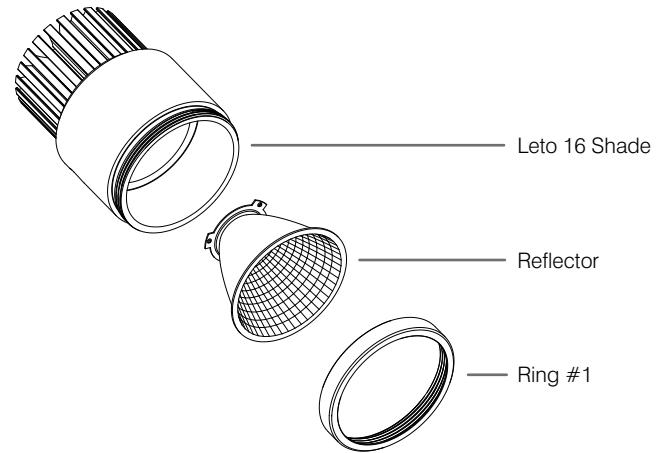
LETO 16

FIELD CUSTOMIZABLE TRACK LED SPOTLIGHT

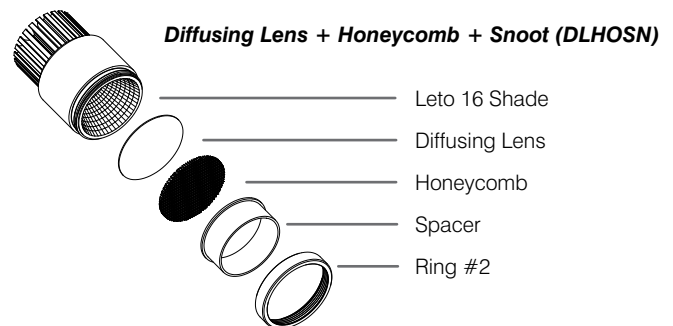
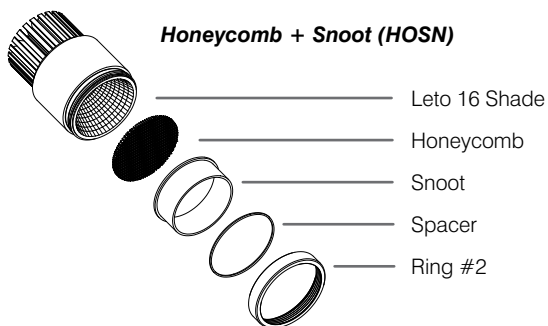
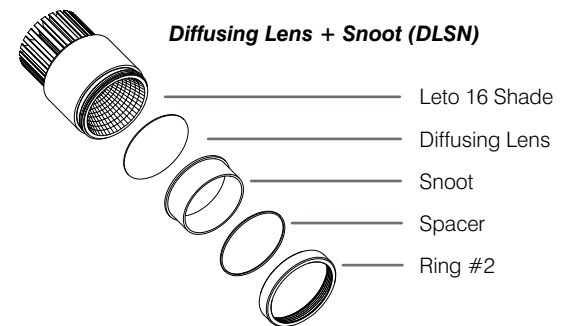
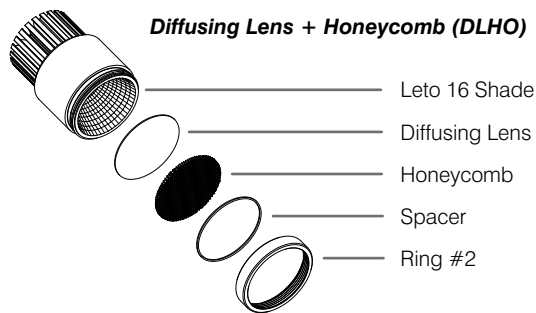
Field Customizable

Leto 16 is Senso's premium field-customizable light fixture. The fixture is comprised of three main sections; the body assembly, the reflector/accessory and the front ring. Ordering multiple reflectors and accessories will prolong the life of the Leto 16 by adapting it to changing scenes and spaces.

The quick and toolless process of swapping accessories and reflectors means instant results to fine tune your lit up effect.



Accessories Combinations



Contact Senso for alternate combinations to suit your requirements.

LETO 16

FIELD CUSTOMIZABLE TRACK LED SPOTLIGHT



Photometrics

Senso's in-house photometric testing ensures that our lighting design can match your needs precisely. Our Goniophotometer and testing lab produces on-demand photometry files based on any specified fixture, including LM-79 Test reports, IES Files, and CRI/CCT measurements. See Sensolighting.com for more information.

**Full photometric Reports and IES files available for every configuration*

Color Metrics

TM 30-15

Our clients deserve the best information possible about their lighting choices. That's why Senso has invested in the Illuminating Engineering Society (IES) TM 30-15, a new system that measures an LED light source's color rendering properties. Using Senso's state-of-the-art goniophotometer, this method identifies the optimal light source for your project and helps evaluate the trade-offs between efficacy and color rendering. Senso can provide TM 30-15 data for all of our products.

**Full Color Metric Info Available at Sensolighting.com*

LED Module Performance

Output: Up to 99 lumen/Watt

Efficacy: Color consistency within a 3-MacAdam Ellipse

CCT: 2500K - 6500K

Color Rendering: 93+ CRI

Min. R Values: R⁹ - 60 R^f - 90 R^a - 100

Driver and Power Consumption

Dimming: 1% dimming standard with 0.1% option
Casambi wireless control available

Ripple: Industry leading Low ripple

Efficiency: Power Factor >0.9
Efficiency over 85%
Class 2 output for safety

Installation: Remote mounted

Lumen Option	700lm	1000lm	1500lm	2000lm	3000lm
Fixture Wattage	7.5W	10.2W	16.4W	22W	33.7W
Delivered Lumen	723lm	1015lm	1537lm	1981lm	2938lm

Leto Light Distribution

