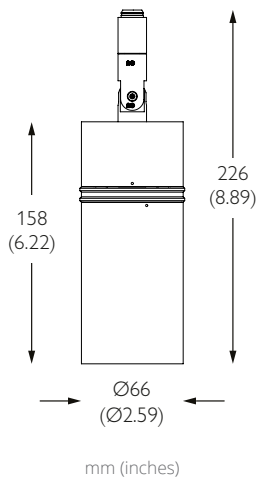


EVO ZOOM 16 LONG SNOOT

ZOOM



TECHNICAL DESCRIPTION

Evo Zoom 16 Long Snoot is a Constant Voltage single source LED spotlight that is machined from aerospace grade aluminium 6063-T6 and comes as standard in white, black and brushed aluminium finishes. It has a lockable tool-less mechanical zoom for ultimate flexibility post installation and fully lockable bearing aided pan and tilt. The zoom beam in our 9.00W 700lm module has a peak intensity of 13597cd. An accessory holder is available separately that can accommodate 55mm (2.16") lenses and louvers. The Jack Plug is compatible with Precision Lighting's 24V Jack systems. The onboard 24V DC driver ensures overcurrent protection and is not polarity sensitive. An external AC to 24V DC power supply is required.

MECHANICAL & ELECTRICAL

CATEGORY IP20	WATTAGE 9.00W
MATERIAL Machined AL 6063-T6 Machined Brass	FORWARD VOLTAGE 24V
PAN 360°	SUPPLY TYPE Constant Voltage
TILT 180°	DRIVER LOCATION Remote AC to 24VDC
LOCKABLE Pan & Tilt	DIMMING DALI 1-10V
WEIGHT 475g 1.05lb	

MOUNTING

MOUNTING 24V Tracks | 24V Monopoints | Eutrac (Custom)

FINISHES

FINISHES Brushed Aluminium | Black RAL9005 | White RAL9010

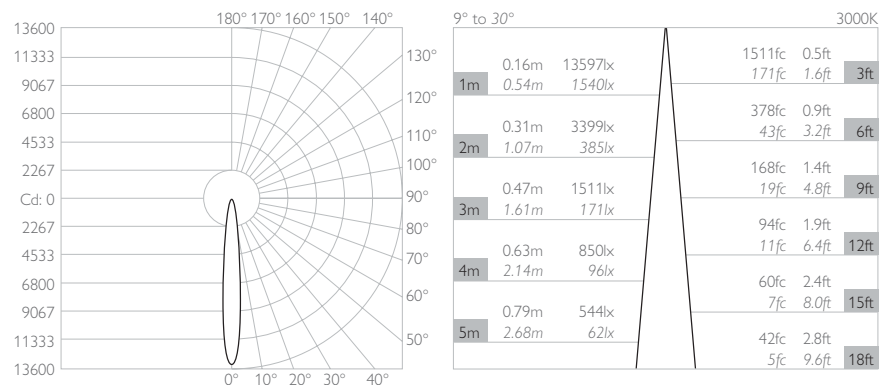
*Premium & custom finishes are built & finished to order. These are subject to an extended lead time & MOQ.

OPTICAL & STANDARDS

NOMINAL LUMENS 700lm	BEAM ANGLE 9°
DELIVERED LUMENS 503lm	CRI 92 TYP
COLOUR TEMPERATURE 2700K 3000K	TM-30 RF: 90 RG: 99
ACCESSORY HOLDER Separate	WARRANTY 5 Years
ACCESSORIES Snoots Louver Lenses 55mm (2.16")	LIFETIME L90B10 100,000hrs
TM65 19.72kgCO2e	STANDARDS
TM66 2.2	



Photometry shown is for 3000K module. Please enquire for other CCT photometry.



STANDARD MOUNTING OPTIONS

	BASIS TRACK	SURFACE MONOPOINT	TRIMLESS MONOPOINT	NODE MONOPOINT	FLAT MONOPOINT
LUMINAIRE FINISH	White 9010	MPZ-592-WH-XX92ZO	MPS-592-WH-XX92ZO	MPY-592-WH-XX92ZO	MPX-592-WH-XX92ZO
	Black 9005	MPZ-592-BK-XX92ZO	MPS-592-BK-XX92ZO	MPY-592-BK-XX92ZO	MPX-592-BK-XX92ZO
	Brushed Aluminium	MPZ-592-AL-XX92ZO	MPS-592-AL-XX92ZO	MPY-592-AL-XX92ZO	MPX-592-AL-XX92ZO
	Rubbed Bronze*				
	Polished Brass*				
	Brushed Brass*				

*All premium & custom finishes are built & finished to order. These are subject to an extended lead time & MOQ

For 3000K Substitute XX with 30


For 2700K Substitute XX with 27

24V CONSTANT VOLTAGE 16 SERIES

DRIVER COMPATIBILITY

100W | DIMMING: 1-10V

NO. OF LIGHTS PER DRIVER 1 to 9
 VOLTAGE REGION 230V
 FOR NORTH AMERICA No
 WATTAGE 100W
 OUTPUT VOLTAGE 24V
 SUPPLY TYPE Constant Voltage
 DRIVER LOCATION Remote



ORDER CODE PSCV-100-24-A-OS

LENGTH 240mm (9.44") WIDTH 50mm (1.96") HEIGHT 34mm (1.34")



130W | DIMMING: 1-10V

NO. OF LIGHTS PER DRIVER 1 to 12
 VOLTAGE REGION 230V
 FOR NORTH AMERICA No
 WATTAGE 130W
 OUTPUT VOLTAGE 24V
 SUPPLY TYPE Constant Voltage
 DRIVER LOCATION Remote



ORDER CODE PSCV-130-24-A-OS

LENGTH 240mm (9.44") WIDTH 63mm (2.48") HEIGHT 37mm (1.46")



100W | DIMMING: DALI

NO. OF LIGHTS PER DRIVER 1 to 10
 VOLTAGE REGION 230V
 FOR NORTH AMERICA No
 WATTAGE 130W
 OUTPUT VOLTAGE 24V
 SUPPLY TYPE Constant Voltage
 DRIVER LOCATION Remote



ORDER CODE PSCV-100-24-D-EL

LENGTH 388mm (15.2") WIDTH 42mm (1.65") HEIGHT 30mm (1.18")




24V CONSTANT VOLTAGE 16 SERIES

DRIVER COMPATIBILITY

100W | DIMMING: 1-10V

NO. OF LIGHTS PER DRIVER 1 to 9
 VOLTAGE REGION 120V
 FOR NORTH AMERICA Yes
 WATTAGE 100W
 OUTPUT VOLTAGE 24V
 SUPPLY TYPE Constant Voltage
 DRIVER LOCATION Remote



ORDER CODE USCV-100-24-A-MW-ENC

LENGTH 550mm (21.6") WIDTH 65mm (2.60") HEIGHT 57mm (2.25")



96W | DIMMING: PHASE

NO. OF LIGHTS PER DRIVER 1 to 8
 VOLTAGE REGION 120V
 FOR NORTH AMERICA Yes
 WATTAGE 96W
 OUTPUT VOLTAGE 24V
 SUPPLY TYPE Constant Voltage
 DRIVER LOCATION Remote



ORDER CODE USCV-96-24-P-LU

LENGTH 380mm (14.9") WIDTH 77mm (3.03") HEIGHT 57mm (2.24")



100W | DIMMING: DALI

NO. OF LIGHTS PER DRIVER 1 to 8
 VOLTAGE REGION 120V
 FOR NORTH AMERICA Yes
 WATTAGE 100W
 OUTPUT VOLTAGE 24V
 SUPPLY TYPE Constant Voltage
 DRIVER LOCATION Remote



ORDER CODE USCV-100-24-D-EL-ENC

LENGTH 550mm (21.6") WIDTH 65mm (2.60") HEIGHT 57mm (2.25")

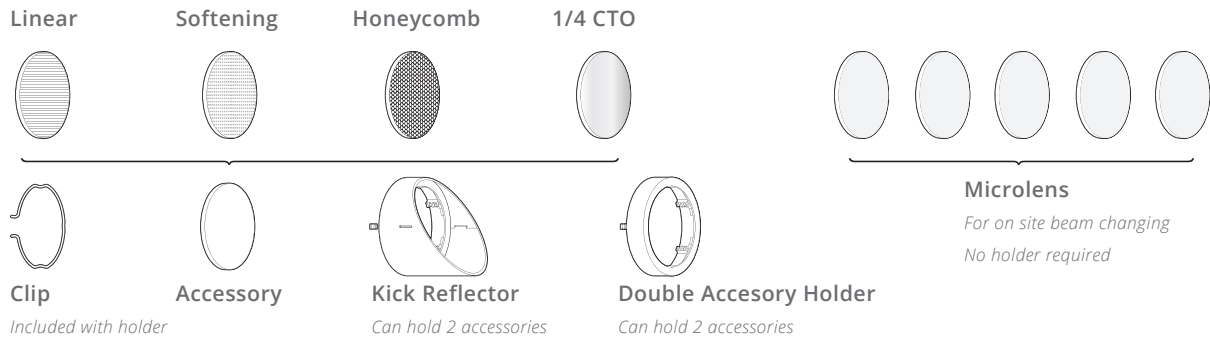


16 SERIES SPOTLIGHT ACCESSORIES

FOR USE WITH EVO 16 | RETRO 16 | MICROSPOT 16

ACCESSORIES

The 16 series track and surface spotlights can accommodate accessories with snap in accessory holders.



Double Accessory Holder

Can hold 2 accessories

HEIGHT 14mm (0.551")
DAIMETER 63mm (2.480")



PART CODE 254-BK

Kick Reflector Accessory Holder

Use only with the Glare Guard Snoot

HEIGHT 54mm (2.126")
DAIMETER 63mm (2.480")

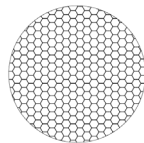


PART CODE 255-BK

Honeycomb Louvre

Enhances glare control

THICKNESS 3.2mm (0.126")
DAIMETER 55mm (2.165")



PART CODE 995-55-BK

1/4 CTO Dichroic

CCT warming - approx 300K

THICKNESS 1.8mm (0.071")
DAIMETER 55mm (2.165")




PART CODE 997-1/4CTO-55

Softening Lens

Heavy Diffusion of beam

THICKNESS 3.2mm (0.126")
DAIMETER 55mm (2.165")



PART CODE 991-55

Linear Lens

Elongates beam

THICKNESS 3.9mm (0.154")
DAIMETER 55mm (2.165")



PART CODE 992-55

Microlens

For on site beam angle changes. No holder required.

THICKNESS 1.0mm (0.039")
DAIMETER 49.5mm (1.949")



PART CODE 931-01 Ultra Narrow
931-02 Narrow
931-03 Medium
931-04 Flood
931-05 Wide Flood