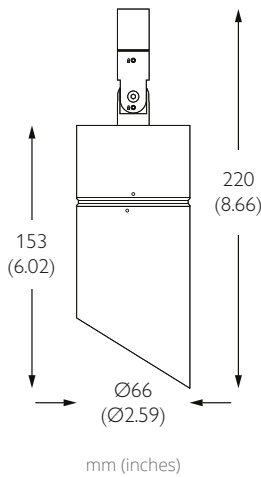


# EVO 16 GLARE GUARD

ULTRA NARROW



## TECHNICAL DESCRIPTION

Evo 16 Glare Guard is a Constant Voltage single source LED spotlight that is machined from aerospace grade aluminium 6063-T6 and comes as standard in white, black and brushed aluminium along with three premium brass finishes. It has five site-changeable optics for flexible beam distribution and fully lockable bearing aided pan and tilt. The ultra narrow beam in our 9.00W 700lm module has a peak intensity of 28223cd. An accessory holder is available separately that can accommodate 55mm (2.16") lenses and louvers. The Jack Plug is compatible with Precision Lighting's 24V Jack systems. The onboard 24V DC driver ensures overcurrent protection and is not polarity sensitive. An external AC to 24V DC power supply is required.

## MECHANICAL & ELECTRICAL

**CATEGORY** IP20

**MATERIAL** Machined AL 6063-T6 | Machined Brass

**PAN** 360°

**TILT** 180°

**LOCKABLE** Pan & Tilt

**WEIGHT** 430g | 0.95lb

**WATTAGE** 9.00W

**FORWARD VOLTAGE** 24V

**SUPPLY TYPE** Constant Voltage

**DRIVER LOCATION** Remote AC to 24VDC

**DIMMING** DALI | 1-10V

## MOUNTING

**MOUNTING** 24V Tracks | 24V Monopoints | Eutrac (Custom)

## FINISHES

**FINISHES** Brushed Aluminium | White RAL9010 | Black RAL9005 | Rubbed Bronze\* | Polished Brass\* | Brushed Brass \*

\*Premium & custom finishes are built & finished to order. These are subject to an extended lead time & MOQ.

## OPTICAL & STANDARDS

**NOMINAL LUMENS** 700lm

**DELIVERED LUMENS** 650lm

**COLOUR TEMPERATURE** 2700K | 3000K

**ACCESSORY HOLDER** Separate

**ACCESSORIES** Snoots | Louver | Lenses 55mm (2.16")

**TM65** 18.4kgCO2e

**TM66** 2.4

**BEAM ANGLE** 6°

**CRI** 92 TYP

**TM-30** RF: 90 RG: 99

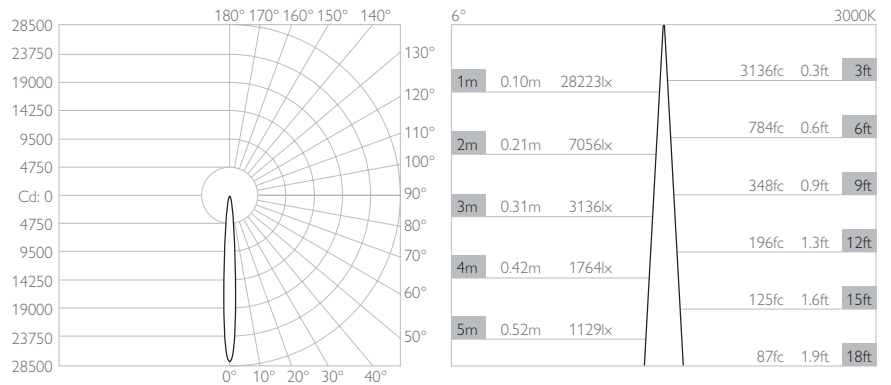
**WARRANTY** 5 Years

**LIFETIME** L90B10 100,000hrs

**STANDARDS**



Photometry shown is for 3000K module. Please enquire for other CCT photometry.



## STANDARD MOUNTING OPTIONS

LUMINAIRE FINISH	STANDARD MOUNTING OPTIONS				
	BASIS TRACK	SURFACE MONOPOINT	TRIMLESS MONOPOINT	NODE MONOPOINT	FLAT MONOPOINT
White 9010		MPZ-491-WH-XX9206	MPS-491-WH-XX9206	MPY-491-WH-XX9206	MPX-491-WH-XX9206
Black 9005		MPZ-491-BK-XX9206	MPS-491-BK-XX9206	MPY-491-BK-XX9206	MPX-491-BK-XX9206
Brushed Aluminium	BT-491-AL-XX9206	MPZ-491-AL-XX9206	MPS-491-AL-XX9206	MPY-491-AL-XX9206	MPX-491-AL-XX9206
Rubbed Bronze*	BT-491-RB-XX9206	MPZ-491-RB-XX9206	MPS-491-RB-XX9206	MPY-491-RB-XX9206	MPX-491-RB-XX9206
Polished Brass*		MPZ-491-PB-XX9206	MPS-491-PB-XX9206	MPY-491-PB-XX9206	MPX-491-PB-XX9206
Brushed Brass*		MPZ-491-SB-XX9206	MPS-491-SB-XX9206	MPY-491-SB-XX9206	MPX-491-SB-XX9206

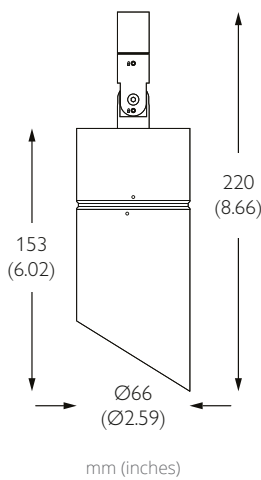
\*All premium & custom finishes are built & finished to order. These are subject to an extended lead time & MOQ

For 3000K Substitute XX with 30

For 2700K Substitute XX with 27

# EVO 16 GLARE GUARD

NARROW



## TECHNICAL DESCRIPTION

Evo 16 Glare Guard is a Constant Voltage single source LED spotlight that is machined from aerospace grade aluminium 6063-T6 and comes as standard in white, black and brushed aluminium along with three premium brass finishes. It has five site-changeable optics for flexible beam distribution and fully lockable bearing aided pan and tilt. The narrow beam in our 9.00W 700lm module has a peak intensity of 15476cd. An accessory holder is available separately that can accommodate 55mm (2.16") lenses and louvers. The Jack Plug is compatible with Precision Lighting's 24V Jack systems. The onboard 24V DC driver ensures overcurrent protection and is not polarity sensitive. An external AC to 24V DC power supply is required.

## MECHANICAL & ELECTRICAL

<b>CATEGORY</b> IP20	<b>WATTAGE</b> 9.00W
<b>MATERIAL</b> Machined AL 6063-T6   Machined Brass	<b>FORWARD VOLTAGE</b> 24V
<b>PAN</b> 360°	<b>SUPPLY TYPE</b> Constant Voltage
<b>TILT</b> 180°	<b>DRIVER LOCATION</b> Remote AC to 24VDC
<b>LOCKABLE</b> Pan & Tilt	<b>DIMMING</b> DALI   1-10V
<b>WEIGHT</b> 430g   0.95lb	

## MOUNTING

**MOUNTING** 24V Tracks | 24V Monopoints | Eutrac (Custom)

## FINISHES

**FINISHES** Brushed Aluminium | White RAL9010 | Black RAL9005 | Rubbed Bronze\* | Polished Brass\* | Brushed Brass \*

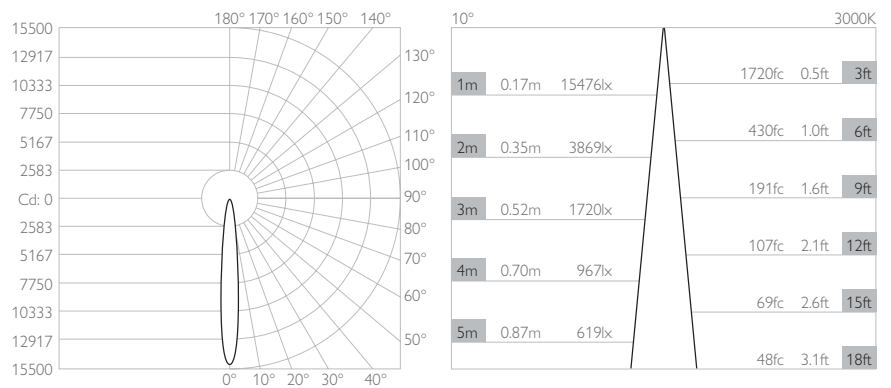
\*Premium & custom finishes are built & finished to order. These are subject to an extended lead time & MOQ.

## OPTICAL & STANDARDS

<b>NOMINAL LUMENS</b> 700lm	<b>BEAM ANGLE</b> 10°
<b>DELIVERED LUMENS</b> 653lm	<b>CRI</b> 92 TYP
<b>COLOUR TEMPERATURE</b> 2700K   3000K	<b>TM-30</b> RF: 90 RG: 99
<b>ACCESSORY HOLDER</b> Separate	<b>WARRANTY</b> 5 Years
<b>ACCESSORIES</b> Snoots   Louver   Lenses 55mm (2.16")	<b>LIFETIME</b> L90B10 100,000hrs
<b>TM65</b> 18.4kgCO2e	<b>STANDARDS</b>
<b>TM66</b> 2.4	



Photometry shown is for 3000K module. Please enquire for other CCT photometry.



## STANDARD MOUNTING OPTIONS

	<b>BASIS TRACK</b>	<b>SURFACE MONOPOINT</b>	<b>TRIMLESS MONOPOINT</b>	<b>NODE MONOPOINT</b>	<b>FLAT MONOPOINT</b>
<b>LUMINAIRE FINISH</b>	White 9010	MPZ-491-WH-XX9210	MPS-491-WH-XX9210	MPY-491-WH-XX9210	MPX-491-WH-XX9210
	Black 9005	MPZ-491-BK-XX9210	MPS-491-BK-XX9210	MPY-491-BK-XX9210	MPX-491-BK-XX9210
	Brushed Aluminium	BT-491-AL-XX9210	MPZ-491-AL-XX9210	MPY-491-AL-XX9210	MPX-491-AL-XX9210
	Rubbed Bronze*	BT-491-RB-XX9210	MPZ-491-RB-XX9210	MPY-491-RB-XX9210	MPX-491-RB-XX9210
	Polished Brass*		MPZ-491-PB-XX9210	MPY-491-PB-XX9210	MPX-491-PB-XX9210
	Brushed Brass*		MPZ-491-SB-XX9210	MPY-491-SB-XX9210	MPX-491-SB-XX9210

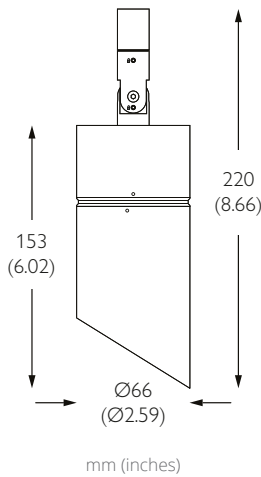
\*All premium & custom finishes are built & finished to order. These are subject to an extended lead time & MOQ

For 3000K Substitute XX with 30

For 2700K Substitute XX with 27

# EVO 16 GLARE GUARD

MEDIUM



## TECHNICAL DESCRIPTION

Evo 16 Glare Guard is a Constant Voltage single source LED spotlight that is machined from aerospace grade aluminium 6063-T6 and comes as standard in white, black and brushed aluminium along with three premium brass finishes. It has five site-changeable optics for flexible beam distribution and fully lockable bearing aided pan and tilt. The medium beam in our 9.00W 700lm module has a peak intensity of 5671cd. An accessory holder is available separately that can accommodate 55mm (2.16") lenses and louvers. The Jack Plug is compatible with Precision Lighting's 24V Jack systems. The onboard 24V DC driver ensures overcurrent protection and is not polarity sensitive. An external AC to 24V DC power supply is required.

## MECHANICAL & ELECTRICAL

**CATEGORY** IP20

**MATERIAL** Machined AL 6063-T6 | Machined Brass

**PAN** 360°

**TILT** 180°

**LOCKABLE** Pan & Tilt

**WEIGHT** 430g | 0.95lb

**WATTAGE** 9.00W

**FORWARD VOLTAGE** 24V

**SUPPLY TYPE** Constant Voltage

**DRIVER LOCATION** Remote AC to 24VDC

**DIMMING** DALI | 1-10V

## MOUNTING

**MOUNTING** 24V Tracks | 24V Monopoints | Eutrac (Custom)

## FINISHES

**FINISHES** Brushed Aluminium | White RAL9010 | Black RAL9005 | Rubbed Bronze\* | Polished Brass\* | Brushed Brass \*

\*Premium & custom finishes are built & finished to order. These are subject to an extended lead time & MOQ.

## OPTICAL & STANDARDS

**NOMINAL LUMENS** 700lm

**DELIVERED LUMENS** 623lm

**COLOUR TEMPERATURE** 2700K | 3000K

**ACCESSORY HOLDER** Separate

**ACCESSORIES** Snoots | Louver | Lenses 55mm (2.16")

**TM65** 18.4kgCO2e

**TM66** 2.4

**BEAM ANGLE** 16°

**CRI** 92 TYP

**TM-30** RF: 90 RG: 99

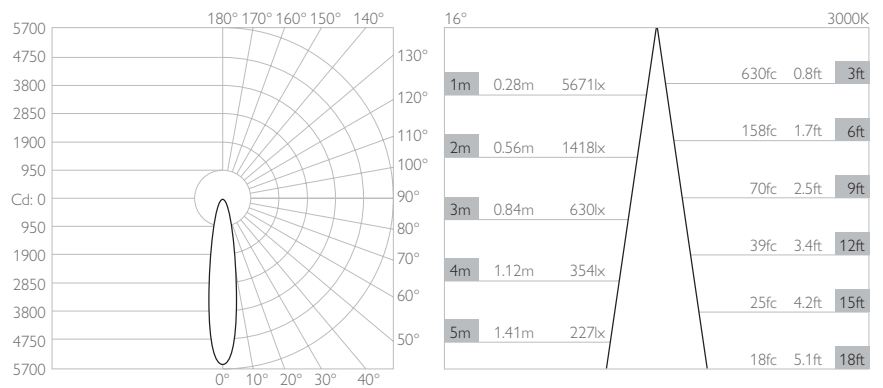
**WARRANTY** 5 Years

**LIFETIME** L90B10 100,000hrs

**STANDARDS**



Photometry shown is for 3000K module. Please enquire for other CCT photometry.



## STANDARD MOUNTING OPTIONS



BASIS TRACK



SURFACE MONOPOINT



TRIMLESS MONOPOINT



NODE MONOPOINT



FLAT MONOPOINT

LUMINAIRE FINISH

- White 9010
- Black 9005
- Brushed Aluminium
- Rubbed Bronze\*
- Polished Brass\*
- Brushed Brass\*

BT-491-AL-XX9215
BT-491-RB-XX9215

MPZ-491-WH-XX9215
MPZ-491-BK-XX9215
MPZ-491-AL-XX9215
MPZ-491-RB-XX9215
MPZ-491-PB-XX9215
MPZ-491-SB-XX9215

MPS-491-WH-XX9215
MPS-491-BK-XX9215
MPS-491-AL-XX9215
MPS-491-RB-XX9215
MPS-491-PB-XX9215
MPS-491-SB-XX9215

MPY-491-WH-XX9215
MPY-491-BK-XX9215
MPY-491-AL-XX9215
MPY-491-RB-XX9215
MPY-491-PB-XX9215
MPY-491-SB-XX9215

MPX-491-WH-XX9215
MPX-491-BK-XX9215
MPX-491-AL-XX9215
MPX-491-RB-XX9215
MPX-491-PB-XX9215
MPX-491-SB-XX9215

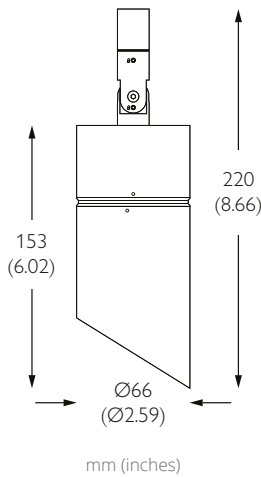
\*All premium & custom finishes are built & finished to order. These are subject to an extended lead time & MOQ

For 3000K Substitute XX with 30

For 2700K Substitute XX with 27

# EVO 16 GLARE GUARD

## FLOOD



### TECHNICAL DESCRIPTION

Evo 16 Glare Guard is a Constant Voltage single source LED spotlight that is machined from aerospace grade aluminium 6063-T6 and comes as standard in white, black and brushed aluminium along with three premium brass finishes. It has five site-changeable optics for flexible beam distribution and fully lockable bearing aided pan and tilt. The flood beam in our 9.00W 700lm module has a peak intensity of 1652cd. An accessory holder is available separately that can accommodate 55mm (2.16") lenses and louvers. The Jack Plug is compatible with Precision Lighting's 24V Jack systems. The onboard 24V DC driver ensures overcurrent protection and is not polarity sensitive. An external AC to 24V DC power supply is required.

### MECHANICAL & ELECTRICAL

<b>CATEGORY</b> IP20	<b>WATTAGE</b> 9.00W
<b>MATERIAL</b> Machined AL 6063-T6   Machined Brass	<b>FORWARD VOLTAGE</b> 24V
<b>PAN</b> 360°	<b>SUPPLY TYPE</b> Constant Voltage
<b>TILT</b> 180°	<b>DRIVER LOCATION</b> Remote AC to 24VDC
<b>LOCKABLE</b> Pan & Tilt	<b>DIMMING</b> DALI   1-10V
<b>WEIGHT</b> 430g   0.95lb	

### MOUNTING

**MOUNTING** 24V Tracks | 24V Monopoints | Eutrac (Custom)

### FINISHES

**FINISHES** Brushed Aluminium | White RAL9010 | Black RAL9005 | Rubbed Bronze\* | Polished Brass\* | Brushed Brass \*

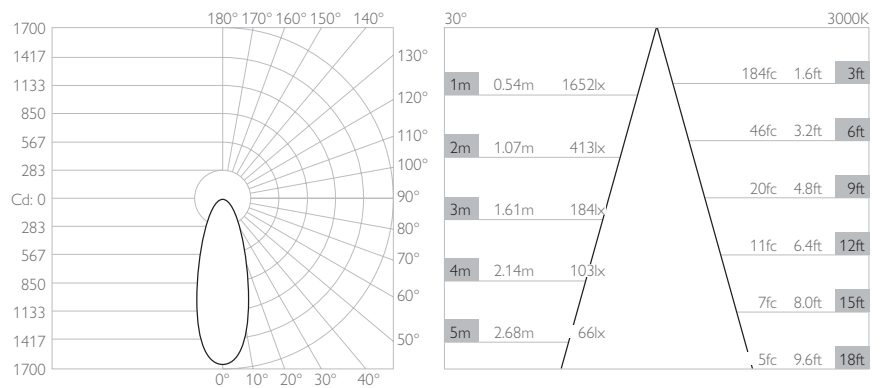
\*Premium & custom finishes are built & finished to order. These are subject to an extended lead time & MOQ.

### OPTICAL & STANDARDS

<b>NOMINAL LUMENS</b> 700lm	<b>BEAM ANGLE</b> 30°
<b>DELIVERED LUMENS</b> 637lm	<b>CRI</b> 92 TYP
<b>COLOUR TEMPERATURE</b> 2700K   3000K	<b>TM-30</b> RF: 90 RG: 99
<b>ACCESSORY HOLDER</b> Separate	<b>WARRANTY</b> 5 Years
<b>ACCESSORIES</b> Snoots   Louver   Lenses 55mm (2.16")	<b>LIFETIME</b> L90B10 100,000hrs
<b>TM65</b> 18.4kgCO2e	<b>STANDARDS</b>
<b>TM66</b> 2.4	



Photometry shown is for 3000K module. Please enquire for other CCT photometry.



### STANDARD MOUNTING OPTIONS

LUMINAIRE FINISH	STANDARD MOUNTING OPTIONS				
	BASIS TRACK	SURFACE MONOPOINT	TRIMLESS MONOPOINT	NODE MONOPOINT	FLAT MONOPOINT
White 9010		MPZ-491-WH-XX9230	MPS-491-WH-XX9230	MPY-491-WH-XX9230	MPX-491-WH-XX9230
Black 9005		MPZ-491-BK-XX9230	MPS-491-BK-XX9230	MPY-491-BK-XX9230	MPX-491-BK-XX9230
Brushed Aluminium	BT-491-AL-XX9230	MPZ-491-AL-XX9230	MPS-491-AL-XX9230	MPY-491-AL-XX9230	MPX-491-AL-XX9230
Rubbed Bronze*	BT-491-RB-XX9230	MPZ-491-RB-XX9230	MPS-491-RB-XX9230	MPY-491-RB-XX9230	MPX-491-RB-XX9230
Polished Brass*		MPZ-491-PB-XX9230	MPS-491-PB-XX9230	MPY-491-PB-XX9230	MPX-491-PB-XX9230
Brushed Brass*		MPZ-491-SB-XX9230	MPS-491-SB-XX9230	MPY-491-SB-XX9230	MPX-491-SB-XX9230

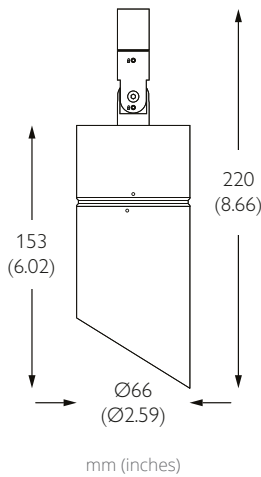
\*All premium & custom finishes are built & finished to order. These are subject to an extended lead time & MOQ

For 3000K Substitute XX with 30

For 2700K Substitute XX with 27

# EVO 16 GLARE GUARD

## WIDE FLOOD



### TECHNICAL DESCRIPTION

Evo 16 Glare Guard is a Constant Voltage single source LED spotlight that is machined from aerospace grade aluminium 6063-T6 and comes as standard in white, black and brushed aluminium along with three premium brass finishes. It has five site-changeable optics for flexible beam distribution and fully lockable bearing aided pan and tilt. The wide flood beam in our 9.00W 700lm module has a peak intensity of 633cd. An accessory holder is available separately that can accommodate 55mm (2.16") lenses and louvers. The Jack Plug is compatible with Precision Lighting's 24V Jack systems. The onboard 24V DC driver ensures overcurrent protection and is not polarity sensitive. An external AC to 24V DC power supply is required.

### MECHANICAL & ELECTRICAL

<b>CATEGORY</b> IP20	<b>WATTAGE</b> 9.00W
<b>MATERIAL</b> Machined AL 6063-T6   Machined Brass	<b>FORWARD VOLTAGE</b> 24V
<b>PAN</b> 360°	<b>SUPPLY TYPE</b> Constant Voltage
<b>TILT</b> 180°	<b>DRIVER LOCATION</b> Remote AC to 24VDC
<b>LOCKABLE</b> Pan & Tilt	<b>DIMMING</b> DALI   1-10V
<b>WEIGHT</b> 430g   0.95lb	

### MOUNTING

**MOUNTING** 24V Tracks | 24V Monopoints | Eutrac (Custom)

### FINISHES

**FINISHES** Brushed Aluminium | White RAL9010 | Black RAL9005 | Rubbed Bronze\* | Polished Brass\* | Brushed Brass \*

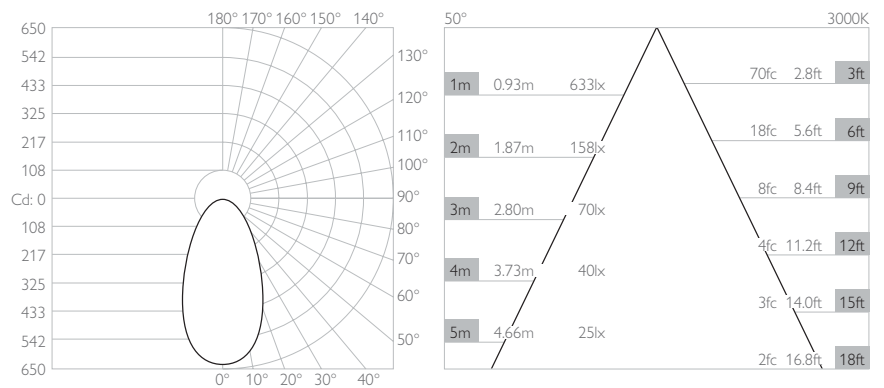
\*Premium & custom finishes are built & finished to order. These are subject to an extended lead time & MOQ.

### OPTICAL & STANDARDS

<b>NOMINAL LUMENS</b> 700lm	<b>BEAM ANGLE</b> 50°
<b>DELIVERED LUMENS</b> 605lm	<b>CRI</b> 92 TYP
<b>COLOUR TEMPERATURE</b> 2700K   3000K	<b>TM-30</b> RF: 90 RG: 99
<b>ACCESSORY HOLDER</b> Separate	<b>WARRANTY</b> 5 Years
<b>ACCESSORIES</b> Snoots   Louver   Lenses 55mm (2.16")	<b>LIFETIME</b> L90B10 100,000hrs
<b>TM65</b> 18.4kgCO2e	<b>STANDARDS</b>
<b>TM66</b> 2.4	



Photometry shown is for 3000K module. Please enquire for other CCT photometry.



### STANDARD MOUNTING OPTIONS

	<b>BASIS TRACK</b>	<b>SURFACE MONOPOINT</b>	<b>TRIMLESS MONOPOINT</b>	<b>NODE MONOPOINT</b>	<b>FLAT MONOPOINT</b>	
<b>LUMINAIRE FINISH</b>	White 9010	MPZ-491-WH-XX9255	MPS-491-WH-XX9255	MPY-491-WH-XX9255	MPX-491-WH-XX9255	
	Black 9005	MPZ-491-BK-XX9255	MPS-491-BK-XX9255	MPY-491-BK-XX9255	MPX-491-BK-XX9255	
	Brushed Aluminium	BT-491-AL-XX9255	MPZ-491-AL-XX9255	MPY-491-AL-XX9255	MPX-491-AL-XX9255	
	Rubbed Bronze*	BT-491-RB-XX9255	MPZ-491-RB-XX9255	MPY-491-RB-XX9255	MPX-491-RB-XX9255	
	Polished Brass*		MPZ-491-PB-XX9255	MPS-491-PB-XX9255	MPY-491-PB-XX9255	MPX-491-PB-XX9255
	Brushed Brass*		MPZ-491-SB-XX9255	MPS-491-SB-XX9255	MPY-491-SB-XX9255	MPX-491-SB-XX9255

\*All premium & custom finishes are built & finished to order. These are subject to an extended lead time & MOQ

For 3000K Substitute XX with 30


For 2700K Substitute XX with 27

## 24V CONSTANT VOLTAGE 16 SERIES

### DRIVER COMPATIBILITY

#### 100W | DIMMING: 1-10V

NO. OF LIGHTS PER DRIVER 1 to 9  
 VOLTAGE REGION 230V  
 FOR NORTH AMERICA No  
 WATTAGE 100W  
 OUTPUT VOLTAGE 24V  
 SUPPLY TYPE Constant Voltage  
 DRIVER LOCATION Remote



ORDER CODE PSCV-100-24-A-OS

LENGTH 240mm (9.44") WIDTH 50mm (1.96") HEIGHT 34mm (1.34")



#### 130W | DIMMING: 1-10V

NO. OF LIGHTS PER DRIVER 1 to 12  
 VOLTAGE REGION 230V  
 FOR NORTH AMERICA No  
 WATTAGE 130W  
 OUTPUT VOLTAGE 24V  
 SUPPLY TYPE Constant Voltage  
 DRIVER LOCATION Remote



ORDER CODE PSCV-130-24-A-OS

LENGTH 240mm (9.44") WIDTH 63mm (2.48") HEIGHT 37mm (1.46")



#### 100W | DIMMING: DALI

NO. OF LIGHTS PER DRIVER 1 to 10  
 VOLTAGE REGION 230V  
 FOR NORTH AMERICA No  
 WATTAGE 130W  
 OUTPUT VOLTAGE 24V  
 SUPPLY TYPE Constant Voltage  
 DRIVER LOCATION Remote



ORDER CODE PSCV-100-24-D-EL

LENGTH 388mm (15.2") WIDTH 42mm (1.65") HEIGHT 30mm (1.18")




## 24V CONSTANT VOLTAGE 16 SERIES

### DRIVER COMPATIBILITY

#### 100W | DIMMING: 1-10V

NO. OF LIGHTS PER DRIVER 1 to 9  
 VOLTAGE REGION 120V  
 FOR NORTH AMERICA Yes  
 WATTAGE 100W  
 OUTPUT VOLTAGE 24V  
 SUPPLY TYPE Constant Voltage  
 DRIVER LOCATION Remote



ORDER CODE USCV-100-24-A-MW-ENC

LENGTH 550mm (21.6")

WIDTH 65mm (2.60")

HEIGHT 57mm (2.25")



#### 96W | DIMMING: PHASE

NO. OF LIGHTS PER DRIVER 1 to 8  
 VOLTAGE REGION 120V  
 FOR NORTH AMERICA Yes  
 WATTAGE 96W  
 OUTPUT VOLTAGE 24V  
 SUPPLY TYPE Constant Voltage  
 DRIVER LOCATION Remote



ORDER CODE USCV-96-24-P-LU

LENGTH 380mm (14.9")

WIDTH 77mm (3.03")

HEIGHT 57mm (2.24")



#### 100W | DIMMING: DALI

NO. OF LIGHTS PER DRIVER 1 to 8  
 VOLTAGE REGION 120V  
 FOR NORTH AMERICA Yes  
 WATTAGE 100W  
 OUTPUT VOLTAGE 24V  
 SUPPLY TYPE Constant Voltage  
 DRIVER LOCATION Remote



ORDER CODE USCV-100-24-D-EL-ENC

LENGTH 550mm (21.6")

WIDTH 65mm (2.60")

HEIGHT 57mm (2.25")

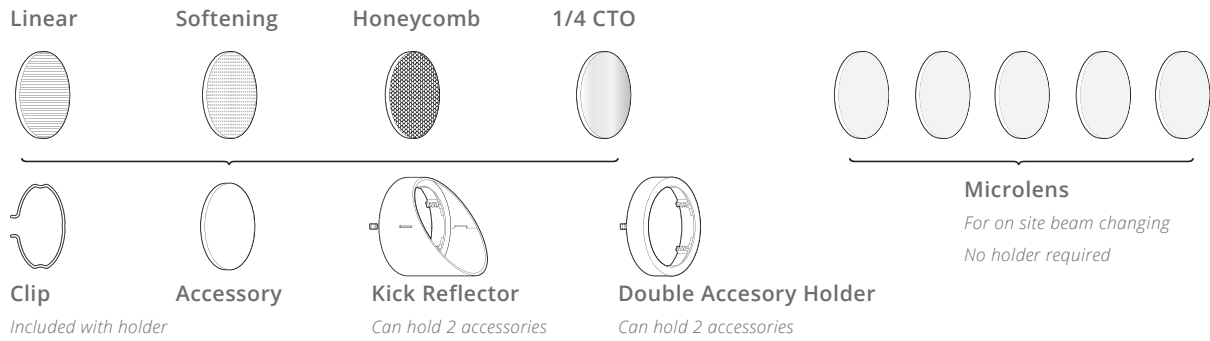


# 16 SERIES SPOTLIGHT ACCESSORIES

FOR USE WITH EVO 16 | RETRO 16 | MICROSPOT 16

## ACCESSORIES

The 16 series track and surface spotlights can accommodate accessories with snap in accessory holders.



### Double Accessory Holder

Can hold 2 accessories

HEIGHT 14mm (0.551")  
DAIMETER 63mm (2.480")



PART CODE 254-BK

### Kick Reflector Accessory Holder

Use only with the Glare Guard Snoot

HEIGHT 54mm (2.126")  
DAIMETER 63mm (2.480")

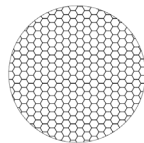


PART CODE 255-BK

### Honeycomb Louvre

Enhances glare control

THICKNESS 3.2mm (0.126")  
DAIMETER 55mm (2.165")



PART CODE 995-55-BK

### 1/4 CTO Dichroic

CCT warming - approx 300K

THICKNESS 1.8mm (0.071")  
DAIMETER 55mm (2.165")




PART CODE 997-1/4CTO-55

### Softening Lens

Heavy Diffusion of beam

THICKNESS 3.2mm (0.126")  
DAIMETER 55mm (2.165")



PART CODE 991-55

### Linear Lens

Elongates beam

THICKNESS 3.9mm (0.154")  
DAIMETER 55mm (2.165")



PART CODE 992-55

### Microlens

For on site beam angle changes. No holder required.

THICKNESS 1.0mm (0.039")  
DAIMETER 49.5mm (1.949")



PART CODE 931-01 Ultra Narrow  
931-02 Narrow  
931-03 Medium  
931-04 Flood  
931-05 Wide Flood